



# STORAGE AND WORKPLACE PRODUCTS



**THE STORAGE DESIGN**  
Catalogue



**01446 772614**

[info@storage-design.ltd.uk](mailto:info@storage-design.ltd.uk)

[www.storage-design.ltd.uk](http://www.storage-design.ltd.uk)

## WELCOME

Our catalogue has a wide selection of products to meet the everyday requirements of the warehouse and workplace.

Our products come directly from manufacturers ensuring value for money, product quality, good availability and products, that meet International Standards.

We offer over 8000 products suitable for warehouse, industrial, office, retail environments. We provide you with a one stop shop to meet your day to day needs.

We are also able to support projects large or small. Our experts can help you design storage solutions using UK manufactured lockers, shelving and pallet racking along with access and material handling equipment.

As we manufacture and stock products we can offer next day delivery on a large number of items. This means we really can offer next day service on a large number of products.

Look at our 3-5 Day Quick Delivery sections for a wide selection of products at competitive prices and with a quick delivery.



A range of ICONS are used throughout the catalogue to aid you in your buying decision.



**FAST DELIVERY**  
Ordered items can be delivered within 5 working days. Large quantities may result in longer delivery times.



**LOAD CAPACITY**  
Advised load capacity to ensure products are used within safety limits.



**QUICK ASSEMBLY**  
Products that are easy and quick to assemble and ready for immediate use.



**ANTI-BACTERIAL**  
Products that contain anti-bacterial properties for hygiene-sensitive zones or to minimise the general spread of germs in communal areas.



**CHARGING**  
Provides secure charging facilities for a wide variety of electrical devices and tools.

All sizes shown are nominal  
Loads shown are for Uniformly Distributed Loads

## NEED TO RESOLVE A STORAGE PROBLEM IN A HURRY?

Then look at our 3-5 Day Quick Delivery sections for a wide selection of products at competitive prices and with a quick delivery.



**Shelving - pages 2 & 3**



**Lockers - pages 36 & 37**



**Cupboards - page 51**



## SHELVING & RACKING



Pages 2 - 35

## LOCKERS & CUPBOARDS




Pages 36 - 61

## STORAGE CONTAINERS



Pages 62 - 75

## WORKSHOP



Pages 76 - 97

## MATERIALS HANDLING



Pages 98 - 151

## LIFTING EQUIPMENT



Pages 152 - 163

## ACCESS EQUIPMENT



Pages 164 - 199

## SITE SAFETY & PREMISES



Pages 200 - 269



For full range  
see **PAGE 14**



ONLY  
**£84.45**

## QUICK DELIVERY STORMOR OPEN SHELVING BAY

Open shelving bays with 4 adjustable shelves.  
• Bays are 1850H x 900W x 370D mm

Code	Bay Type	Price
SZMSS04O180937OGU	Starter	<b>£84.45</b>
SZMES04O180937OGU	Extension	<b>£69.29</b>



For full range  
see **PAGE 15**



ONLY  
**£84.68**

## QUICK DELIVERY STORMOR SIDE CLAD SHELVING BAY

Side clad shelving bays with 4 adjustable shelves.  
• Bays are 1850H x 900W x 370D mm

Code	Bay Type	Price
SZSSS04O180937OGU	Starter	<b>£84.68</b>
SZSES04O180937OGU	Extension	<b>£69.49</b>



FROM ONLY  
**£167.67**

For full range  
see **PAGE 18**



## QUICK DELIVERY OPEN OR CLAD EURO SHELVING BAYS

Euro-Shelving is easy to assemble. Finished with light grey uprights and shelves, making it ideal for industrial & commercial applications.

- All bays have 6 shelf levels
- Kits include feet, shelf clips and assembly instructions

			Starter Bay		Extension Bay	
Height	Width	Depth	Code	Price	Code	Price
Open Bay						
1800mm	1000mm	300mm	1800S6N0300NGUGU	£167.67	1800E6N0300NGUGU	£113.23
1800mm	1000mm	400mm	1800S6N0400NGUGU	£182.01	1800E6N0400NGUGU	£126.36
1800mm	1000mm	450mm	1800S6N0450NGUGU	£190.93	1800E6N0450NGUGU	£135.50
Clad Bay						
1800mm	1000mm	300mm	1800S6C0300CGUGU	£228.14	1800E6C0300CGUGU	£172.26
1800mm	1000mm	400mm	1800S6C0400CGUGU	£247.39	1800E6C0400CGUGU	£187.86
1800mm	1000mm	450mm	1800S6C0450CGUGU	£261.89	1800E6C0450CGUGU	£199.78


Maximum of 5 bays per order

## SAFETY

It is essential that shelving exceeding a height to depth ratio of 4:1, to the top loaded shelf is securely floor fixed. Bay codes followed with an \* indicate floor fixings supplied







For full range  
see PAGE 9

FROM ONLY  
**£115.56**



SHELF LOAD  
UP TO 650kg

### QUICK DELIVERY STOCKRAX SHELVING BAY

Tap together heavy duty shelving available for quick delivery.

- 1981mm high, with 3 x 18mm (P2) chipboard shelf levels on beams, with feet and assembly instructions.
- Light Grey uprights and beams

Width	Depth	Shelf Load	Bay		Extra Level	
			Code	Each	Code	Each
900mm	450mm	320kg	SX203GUGU*	<b>£115.56</b>	SX207GU	<b>£22.47</b>
900mm	600mm	180kg	SX204GUGU	<b>£125.59</b>	SX208GU	<b>£25.85</b>
1200mm	450mm	350kg	SX201GUGU*	<b>£142.71</b>	SX205GU	<b>£31.50</b>
1200mm	600mm	200kg	SX202GUGU	<b>£149.04</b>	SX206GU	<b>£33.64</b>
1500mm	450mm	510kg	SX020GUGU*	<b>£151.55</b>	SX120GU	<b>£38.20</b>
1500mm	600mm	275kg	SX021GUGU	<b>£162.32</b>	SX121GU	<b>£42.25</b>
1500mm	900mm	110kg	SX022GUGU	<b>£202.13</b>	SX122GU	<b>£47.67</b>
1800mm	450mm	635kg	SX023GUGU*	<b>£175.05</b>	SX109GU	<b>£42.25</b>
1800mm	600mm	365kg	SX024GUGU	<b>£188.89</b>	SX110GU	<b>£46.84</b>
1800mm	900mm	210kg	SX025GUGU	<b>£228.32</b>	SX111GU	<b>£57.60</b>
2100mm	450mm	650kg	SX026GUGU*	<b>£190.17</b>	SX126GU	<b>£46.77</b>
2100mm	600mm	400kg	SX027GUGU	<b>£203.97</b>	SX127GU	<b>£51.94</b>
2100mm	900mm	210kg	SX028GUGU	<b>£235.59</b>	SX128GU	<b>£64.69</b>
2400mm	450mm	600kg	SX029GUGU*	<b>£201.59</b>	SX112GU	<b>£51.09</b>
2400mm	600mm	445kg	SX013GUGU	<b>£218.38</b>	SX113GU	<b>£56.73</b>
2400mm	900mm	210kg	SX014GUGU	<b>£259.29</b>	SX114GU	<b>£70.40</b>

Maximum of 5 bays per order

Dimensions are shown in mm and are nominal



SHELF LOAD  
UP TO 360kg

FROM ONLY  
**£120.75**

### QUICK DELIVERY STOCKRAX STANDARD DUTY SHELVING BAY

Tap together standard duty shelving available for quick delivery.

- 1981mm high, with 5 x 18mm (P2) chipboard shelf levels on beams, with feet and assembly instructions
- Light Grey uprights and beams

Width	Depth	Shelf Load	Bay		Extra Level	
			Code	Each	Code	Each
900mm	300mm	360kg	SX001GUGU*	<b>£120.75</b>	SX101GU	<b>£16.19</b>
900mm	450mm	320kg	SX004GUGU*	<b>£126.09</b>	SX104GU	<b>£18.54</b>
900mm	600mm	180kg	SX007GUGU	<b>£142.39</b>	SX107GU	<b>£20.91</b>
1200mm	300mm	350kg	SX002GUGU*	<b>£150.46</b>	SX102GU	<b>£21.03</b>
1200mm	450mm	350kg	SX005GUGU*	<b>£160.00</b>	SX105GU	<b>£24.49</b>
1200mm	600mm	200kg	SX019GUGU	<b>£178.40</b>	SX119GU	<b>£28.12</b>
1500mm	300mm	175kg	SX003GUGU*	<b>£165.10</b>	SX103GU	<b>£25.50</b>
1500mm	450mm	175kg	SX006GUGU*	<b>£184.86</b>	SX106GU	<b>£29.53</b>
1500mm	600mm	175kg	SX008GUGU	<b>£205.96</b>	SX108GU	<b>£33.61</b>

Maximum of 5 bays per order



For full range  
see PAGE 8



FROM ONLY  
**£252.56**

For full range  
see PAGE 22



SHELF LOAD  
UP TO 780kg

### QUICK DELIVERY LONGSPAN SHELVING BAY

Range of Longspan shelving bays, available for quick delivery.

- Bays are 1800mm high with 3 x 18mm (P2) chipboard shelf levels.

Width	Depth	Shelf Load	Starter Bay		Extension Bay		Extra Level	
			Code	Price	Code	Price	Code	Price
1800mm	450mm	780kg	LS1818452LSTGW3C	<b>£252.56</b>	LE1818452LSTGW3C	<b>£205.52</b>	LXL1818452LSTGW1C	<b>£52.86</b>
1800mm	600mm	397kg	LS1818602LSTGW3C	<b>£269.26</b>	LE1818602LSTGW3C	<b>£219.96</b>	LXL1818602LSTGW1C	<b>£57.37</b>
2400mm	450mm	464kg	LS1824452LSTGW3C	<b>£299.74</b>	LE1824452LSTGW3C	<b>£252.71</b>	LXL1824452LSTGW1C	<b>£68.63</b>
2400mm	600mm	464kg	LS1824602LSTGW3C	<b>£320.53</b>	LE1824602LSTGW3C	<b>£271.22</b>	LXL1824602LSTGW1C	<b>£74.79</b>

Maximum of 5 bays per order

## EVERYDAY SHELIVING

## ECONOMY SHELIVING

SHELVING &  
RACKINGFROM ONLY  
**£98.77**SHELF LOAD  
UP TO 360kg

## STOCKRAX GALVATITE STANDARD DUTY SHELIVING

Quick and easy to assemble, pre galvatite shelving, with either 18mm FSC certified chipboard or galvatite shelves.

- Three of the galvatite steel shelves sit on beams, the other two on adjustable shelf clips.
- Bays are 1981mm high

Code	Width	Depth	Description	Shelf Load	Each
ESX001MGS*	900mm	300mm	5 Steel shelf levels (3 on J beams & 2 on clips)	68kg	<b>£98.77</b>
ESX004MGS*	900mm	450mm	5 Steel shelf levels (3 on J beams & 2 on clips)	68kg	<b>£113.97</b>
ESX001CGS*	900mm	300mm	5 Chipboard levels on J beams	360kg	<b>£101.27</b>
ESX002CGS*	1200mm	300mm	5 Chipboard levels on J beams	350kg	<b>£126.68</b>
ESX004CGS*	900mm	450mm	5 Chipboard levels on J beams	320kg	<b>£108.38</b>
ESX005CGS*	1200mm	450mm	5 Chipboard levels on J beams	350kg	<b>£137.98</b>

## STANDARD DUTY GALVANISED EXTRA SHELF LEVEL

Code	Width	Depth	Description	Shelf Load	Each
ESX101MCGS	900mm	300mm	Steel shelf on clips	68kg	<b>£8.29</b>
ESX104MCGS	900mm	450mm	Steel shelf on clips	68kg	<b>£10.70</b>
ESX101CGS	900mm	300mm	Chipboard deck on J beams	360kg	<b>£13.95</b>
ESX102CGS	1200mm	300mm	Chipboard deck on J beams	350kg	<b>£19.01</b>
ESX104CGS	900mm	450mm	Chipboard deck on J beams	320kg	<b>£15.35</b>
ESX105CGS	1200mm	450mm	Chipboard deck on J beams	350kg	<b>£21.27</b>

Fast  
DeliveryQuick  
AssemblyFROM ONLY  
**£117.39**SHELF LOAD  
UP TO 510kg

## STOCKRAX GALVATITE HEAVY DUTY SHELIVING

Three 18mm FSC certified (P2) chipboard shelves on galvatite channel beams.

- Bays are 1981mm high
- Extra shelf levels available

Code	Width	Depth	Shelf Load	Each
ESX020CGS*	1500mm	450mm	510kg	<b>£117.39</b>
ESX021CGS	1500mm	600mm	275kg	<b>£126.91</b>
ESX024CGS	1800mm	600mm	365kg	<b>£143.96</b>
ESX027CGS	2100mm	600mm	400kg	<b>£155.07</b>

## HEAVY DUTY GALVATITE EXTRA SHELF LEVEL

Chipboard deck on channel beams.

Code	Width	Depth	Shelf Load	Each
ESX120CGS	1500mm	450mm	510kg	<b>£28.60</b>
ESX121CGS	1500mm	600mm	275kg	<b>£31.78</b>
ESX124CGS	1800mm	600mm	365kg	<b>£37.45</b>
ESX127CGS	2100mm	600mm	400kg	<b>£38.22</b>

Maximum bay load for bays 1980mm high - 3000kg UDL.

Quantity Discounts

Call for  
more infoCOMPLETE BAYS  
FROM ONLY  
**£194.46**SHELF LOAD  
320kg

## STOCKRAX BAY WITH LINBINS

Ready to build shelving bays, with size 5 black, recycled plastic Linbin small parts storage containers. Speed up item selection by separating the smallest components.

- Comes with Size 5 Linbins - H130mm x W140mm x D280mm
- Blue uprights with light grey beams
- 320kg UDL per shelf (uniformly distributed load)

Code	Height	Width	Depth	No. of Containers	Each
VBLK1BLK	1829mm	900mm	450mm	72	<b>£415.64</b>
VBLK2BLK	915mm	900mm	450mm	36	<b>£194.46</b>

## SAFETY

It is essential that shelving exceeding a height to depth ratio of 4:1, to the top loaded shelf is securely floor fixed. Bay codes followed with an \* indicate floor fixings supplied.



Dimensions are shown in mm and are nominal



# ARCHIVE, FILING & BIN BAYS



COMPLETE BAY  
FROM ONLY  
**£316.58**

70 boxes



30 boxes



35 boxes



**SHELF LOAD  
UP TO 635kg**

## ARCHIVE SHELVING BAYS

These easy to assemble shelving bays, come complete with archive boxes in 4 different profiles, to meet most archiving requirements.

- Boxes are: 266H x 356W x 445Dmm with internal dimensions of 254H x 330W x 407Dmm

Code	Boxes Stored	Height	Width	Depth	Shelf Load	Each
JAU30-GU	30	2050mm	1800mm	450mm	635kg	<b>£316.58</b>
JAU35-GU	35	2270mm*	1800mm	450mm	635kg	<b>£342.73</b>
JAU60-GU	60	2050mm	1800mm	900mm	210kg	<b>£526.59</b>
JAU70-GU	70	2270mm*	1800mm	900mm	210kg	<b>£583.99</b>

\* Height to top of box



To specify upright colour insert BQ, RD, GU or GX into the product code.

Dimensions are shown in mm and are nominal



**SHELF LOAD  
150kg**

## LEVER ARCH FILE SHELVING

Economic solution to keep files tidy in the office. Easy to assemble shelving bays, complete with A4 or foolscap file holders.

- Choice of 20 or 50 file capacity bays
- Three or six shelf unit supplied with file holders
- Bays are available in a choice of upright colours with Light Grey beams

Code	Files Stored	Height	Width	Depth	Each
20A4-GU	20	915mm	1000mm	300mm	<b>£115.80</b>
50A4-GU*	50	1981mm	1000mm	300mm	<b>£240.72</b>



To specify upright colour insert BQ, RD, GU or GX into the product code.

Quantity Discounts

Call for  
more info



12 compartments



18 compartments



**SHELF LOAD  
70kg**

## STORMOR BIN UNITS

Choice of compartment sizes. You can move or remove dividers, to create different configurations as you wish.

- Overall bay size 1850H x 900W x 300Dmm
- Shelves are pierced every 75mm to accept dividers
- Supplied KD, ready for self assembly

Code	No. of CMPTS	CMPT size H x W x D mm	Type	Each
SBU18593/12S*	12	275 x 440 x 300	Starter	<b>£145.01</b>
SBU18593/12E*	12	275 x 440 x 300	Extension	<b>£125.84</b>
SBU18593/18S*	18	275 x 2900 x 300	Starter	<b>£160.95</b>
SBU18593/18E*	18	275 x 290 x 300	Extension	<b>£141.78</b>

FROM ONLY  
**£145.01**

Dividers Adjustable Along  
Shelf Width

## SAFETY

It is essential that shelving exceeding a height to depth ratio of 4:1, to the top loaded shelf is securely floor fixed. Bay codes followed with an \* indicate floor fixings supplied.



# CHROME WIRE SHELVING

SHELVING & RACKING



FROM ONLY  
**£108.00**

Open wire design  
increases airflow and  
reduces dust build-up

Optional Castors  
can be added to  
bays, to make  
transporting  
items around the  
workplace easy.

Adjustable  
Feet

Fully adaptable systems, offering a multitude of answers, to a variety of storage problems. A hardwearing, smooth, snag free finish, offering strength with style and elegance. Available in 2 finishes - hardwearing polished chrome for dry-store areas, or silver-grey antibacterial epoxy coating, suitable for cold rooms, freezers and other damp conditions

- Easy bolt free assembly
- Fully adjustable shelves on 25mm pitch
- Open wire design increases airflow and reduces dust build-up
- Suitable for use in food and medical areas, where a high standard of hygiene must be maintained




**SHELF LOAD  
UP TO 300kg**

## CHROME WIRE SHELVING BAYS

A multi purpose Chrome Wire Shelving Bay with open wire construction that improves product visibility and allows increased air circulation, which minimises the accumulation of dust and moisture.

- 1625mm high starter and extension bays with 4 shelves

Width	Depth	Shelf Load	Starter Bay		Extension Bay		Extra Shelf	
			Code	Each	Code	Each	Code	Each
760mm	305mm	300kg	VEC32	<b>£108.00</b>	VEC32AO	<b>£100.00</b>	VEC1230	<b>£17.00</b>
915mm	305mm	300kg	VEC37	<b>£116.00</b>	VEC37AO	<b>£108.00</b>	VEC1236	<b>£19.00</b>
1220mm	305mm	240kg	VEC38	<b>£136.00</b>	VEC38AO	<b>£128.00</b>	VEC1248	<b>£24.00</b>
760mm	355mm	300kg	VEC35	<b>£120.00</b>	VEC35AO	<b>£112.00</b>	VEC1430	<b>£20.00</b>
915mm	355mm	300kg	VEC36	<b>£128.00</b>	VEC36AO	<b>£120.00</b>	VEC1436	<b>£22.00</b>
1220mm	355mm	240kg	VEC30	<b>£144.00</b>	VEC30AO	<b>£136.00</b>	VEC1448	<b>£26.00</b>
760mm	460mm	300kg	VEC43	<b>£132.00</b>	VEC43AO	<b>£124.00</b>	VEC1830	<b>£23.00</b>
915mm	460mm	300kg	VEC44	<b>£140.00</b>	VEC44AO	<b>£132.00</b>	VEC1836	<b>£25.00</b>
1220mm	460mm	240kg	VEC45	<b>£164.00</b>	VEC45AO	<b>£156.00</b>	VEC1848	<b>£31.00</b>
1520mm	460mm	240kg	VEC46	<b>£196.00</b>	VEC46AO	<b>£188.00</b>	VEC1860	<b>£39.00</b>
1820mm	460mm	240kg	VEC52	<b>£220.00</b>	VEC52AO	<b>£212.00</b>	VEC1872	<b>£45.00</b>
760mm	610mm	300kg	VEC47	<b>£152.00</b>	VEC47AO	<b>£144.00</b>	VEC2430	<b>£28.00</b>
915mm	610mm	300kg	VEC48	<b>£164.00</b>	VEC48AO	<b>£156.00</b>	VEC2436	<b>£31.00</b>
1220mm	610mm	240kg	VEC49	<b>£184.00</b>	VEC49AO	<b>£176.00</b>	VEC2448	<b>£36.00</b>
1520mm	610mm	240kg	VEC50	<b>£220.00</b>	VEC50AO	<b>£212.00</b>	VEC2460	<b>£45.00</b>
1820mm	610mm	240kg	VEC55	<b>£244.00</b>	VEC55AO	<b>£236.00</b>	VEC2472	<b>£51.00</b>



**SHELF LOAD  
240-300kg**

## LIPPED CHROME SHELF

Special shelf with 25mm high lip on all edges, to keep stock on the shelves.

Code	Width	Depth	Shelf Load	Each
VELS1836	915mm	460mm	300kg	<b>£24.00</b>
VELS1848	1220mm	460mm	240kg	<b>£30.00</b>



**SHELF LOAD  
240-300kg**

## CHROME SLOPING SHELF


Sloping shelves help display and view stored items.

Code	Width	Depth	Shelf Load	Each
VSLT1224/27	610mm	305mm	300kg	<b>£20.00</b>
VSLT1836/27	915mm	460mm	300kg	<b>£32.00</b>
VSLT1848/27	1220mm	460mm	240kg	<b>£39.00</b>

## CHROME SHELF DIVIDERS

Dividers run from the front, to the back of a shelf, to create picking locations or designated storage areas.

Code	Height	Depth	Each
VSD12	170mm	305mm	<b>£5.00</b>
VSD14	170mm	355mm	<b>£5.50</b>
VSD18	170mm	460mm	<b>£6.00</b>
VSD24	170mm	610mm	<b>£7.50</b>



Wire shelving bays can be assembled in minutes. Simply snap the plastic shelf support collars in position on the uprights, then drop the shelf over the uprights and press into place.



**CASTOR LOAD  
210-300kg**

## CASTORS FOR CHROME SHELVING

Create trolleys from shelving bays, for the safe movement of goods. Priced individually.

Code	Description	Type	Each
VR75BR	75mm Braked	210kg	<b>£11.00</b>
VR120BR	120mm Braked	300kg	<b>£16.00</b>
VR75UB	75mm Unbraked	210kg	<b>£10.00</b>
VR120UB	120mm Unbraked	300kg	<b>£15.00</b>

Dimensions are shown in mm and are nominal



## CHROME WIRE BAYS WITH LINBINS

Easy to assemble smart wire shelving, with coloured Linbins for small parts storage. Different colour Linbins are also available.

This type of shelving has become very popular in food areas of restaurants and hotels, for the home in the kitchen and utility room. As well as being used in hospitals, stockrooms, front and back of house in retail.

- Wire Shelving Kit complete with Linbins
- Easy to assemble boltless chrome shelving
- H1625mm x W915mm x D355mm
- Linbin colour variations available

Size	Height	Width	Depth
7	180mm	210mm	375mm
8	180mm	420mm	375mm

COMPLETE KITS  
FROM ONLY  
**£271<sup>.54</sup>**



Great choice for cold stores & hygienic environments



**SHELF LOAD  
UP TO 300kg**

### ANTI-BACTERIAL WIRE SHELVING BAYS

Epoxy coated wire shelving bay with anti-bacterial finish. The open wire construction improves product visibility, air circulation and minimises the accumulation of dust and moisture.

- 1625mm high starter bays with 4 shelves
- Fully adjustable shelves on 25mm pitch
- 10 year anti-corrosion guarantee

FROM ONLY  
**£116<sup>.00</sup>**

			Starter Bay		Extra Shelf	
Width	Depth	Shelf Load	Code	Each	Code	Each
760mm	305mm	300kg	VEPP32	<b>£116.00</b>	VEPP1230	<b>£19.00</b>
915mm	305mm	300kg	VEPP37	<b>£124.00</b>	VEPP1236	<b>£21.00</b>
1220mm	305mm	240kg	VEPP38	<b>£140.00</b>	VEPP1248	<b>£25.00</b>
760mm	355mm	300kg	VEPP35	<b>£124.00</b>	VEPP1430	<b>£21.00</b>
915mm	355mm	300kg	VEPP36	<b>£132.00</b>	VEPP1436	<b>£23.00</b>
1220mm	355mm	240kg	VEPP30	<b>£160.00</b>	VEPP1448	<b>£30.00</b>
760mm	460mm	300kg	VEPP43	<b>£136.00</b>	VEPP1830	<b>£24.00</b>
915mm	460mm	300kg	VEPP44	<b>£148.00</b>	VEPP1836	<b>£27.00</b>
1220mm	460mm	240kg	VEPP45	<b>£176.00</b>	VEPP1848	<b>£34.00</b>
1520mm	460mm	240kg	VEPP46	<b>£204.00</b>	VEPP1860	<b>£41.00</b>
1820mm	460mm	240kg	VEPP52	<b>£228.00</b>	VEPP1872	<b>£47.00</b>
760mm	610mm	280kg	VEPP47	<b>£160.00</b>	VEPP2430	<b>£30.00</b>
915mm	610mm	300kg	VEPP48	<b>£168.00</b>	VEPP2436	<b>£32.00</b>
1220mm	610mm	240kg	VEPP49	<b>£192.00</b>	VEPP2448	<b>£38.00</b>
1520mm	610mm	240kg	VEPP50	<b>£232.00</b>	VEPP2460	<b>£48.00</b>
1820mm	610mm	240kg	VEPP55	<b>£264.00</b>	VEPP2472	<b>£56.00</b>



### WIRE SHELVING WITH 8 X SIZE 7 & 4 X SIZE 8 LINBINS

Order Code	No. of Linbins	In Sizes	Colour	Price
VCLK1BL	12	7, 8	Blue	<b>£294.29</b>
VCLK1BLK	12	7, 8	Black	<b>£294.21</b>
VCLK1COLA	12	7, 8	Yellow	<b>£296.93</b>
VCLK1COLB	12	7, 8	Blue/Yellow	<b>£294.29</b>
VCLK1GR	12	7, 8	Grey	<b>£294.29</b>



### WIRE SHELVING WITH 16 X SIZE 7 LINBINS

Order Code	No. of Linbins	In Sizes	Colour	Price
VCLK2BL	16	7	Blue	<b>£311.61</b>
VCLK2BLK	16	7	Black	<b>£316.88</b>
VCLK2COL	16	7	Yellow	<b>£314.24</b>
VCLK2GR	16	7	Grey	<b>£311.61</b>



### WIRE SHELVING WITH 8 X SIZE 8 LINBINS

Order Code	No. of Linbins	In Sizes	Colour	Price
VCLK3BL	8	8	Blue	<b>£276.98</b>
VCLK3BLK	8	8	Black	<b>£271.54</b>
VCLK3COL	8	8	Yellow	<b>£274.26</b>
VCLK3GR	8	8	Grey	<b>£276.98</b>

## EVERYDAY SHELVING

## STOCKRAX STANDARD DUTY SHELVING

SHELVING &  
RACKING

Simple, tap together, fully adjustable shelving, for quick and economic storage solutions. Take a standard bay and tailor it to your needs by adding shelf levels.

- Stockrax maximises the storage of archive boxes, box files and many packaged stock items.
- 5 or 6 shelf units, with FSC 18mm (P2) chipboard shelves
- Bays comprise of 4 uprights, 5 or 6 shelf levels with J-beams, feet and assembly instructions
- Maximum bay load - 2000kg UDL

Fast  
DeliveryQuick  
Assembly

Quantity Discounts

Call for  
more infoSHELF LOAD  
UP TO 360kg

## STOCKRAX STANDARD DUTY SHELVING BAY

More sizes available.  
Call us for more information!

Height	Width	Depth	No. of Shelves	Shelf Load	Starter Bay		Extra Shelf	
					Code	Each	Code	Each
1981mm	900mm	300mm	5	360kg	SX001--GU*	£120.75	SX101GU	£16.19
1981mm	1200mm	300mm	5	350kg	SX002--GU*	£150.46	SX102GU	£21.03
1981mm	1500mm	300mm	5	175kg	SX003--GU*	£165.10	SX103GU	£25.50
1981mm	900mm	450mm	5	320kg	SX004--GU*	£126.09	SX104GU	£18.54
1981mm	1200mm	450mm	5	350kg	SX005--GU*	£160.00	SX105GU	£24.49
1981mm	1500mm	450mm	5	175kg	SX006--GU*	£184.86	SX106GU	£29.53
1981mm	900mm	600mm	5	180kg	SX007--GU	£142.39	SX107GU	£20.91
1981mm	1200mm	600mm	5	200kg	SX019--GU	£178.40	SX119GU	£28.12
1981mm	1500mm	600mm	5	175kg	SX008--GU	£205.96	SX108GU	£33.61
1981mm	900mm	380mm	5	320kg	SX192--GU*	£127.05	SX195GU	£17.90
1981mm	1200mm	380mm	5	350kg	SX193--GU*	£151.46	SX196GU	£27.78
1981mm	1500mm	380mm	5	175kg	SX194--GU	£203.74	SX197GU	£33.24



To specify upright colour, insert GQ, RD, GU or GX into the product code. Maximum bay load for bays 1980mm high - 2000kg UDL, maximum bay load for bays over 1980mm high - 1500kg UDL.

## CONNECTOR PLATE

Connector Plates are used to secure adjacent bays together. Four plates are needed to join two bays.

SXSRLGU      £1.44



## FLOOR FIXING

ARR6

£0.59

PREMIUM tap together  
shelving system





# STOCKRAX HEAVY DUTY SHELVING

Strong and robust adjustable shelving for manufacturing, engineering and production environments. The heavy duty design offers simple and fast assembly, giving you a quick solution to your storage needs.

- Quickly and easily assembled, requiring only a rubber mallet
- Robust and colourful finishes suit any environment
- Wide range of depths and widths, offer flexible and cost effective solutions
- Add extra shelves as required, or ask us to design a system which suits your specific needs
- Max bay load of 3000kg UDL



Fast  
Delivery



Quick  
Assembly



**SHELF LOAD  
UP TO 650kg**

## STOCKRAX HEAVY DUTY SHELVING BAY

**More sizes available.  
Call us for more information!**

Quantity Discounts

**Call for  
more info**

			Starter Bay		Extra Shelf	
Width	Depth	Shelf Load	Code	Each	Code	Each
900mm	450mm	320kg	SX203-GU*	<b>£115.56</b>	SX207GU	<b>£22.47</b>
900mm	600mm	180kg	SX204-GU	<b>£125.59</b>	SX208GU	<b>£25.85</b>
1200mm	450mm	350kg	SX201-GU*	<b>£142.71</b>	SX205GU	<b>£31.50</b>
1200mm	600mm	200kg	SX202-GU	<b>£149.04</b>	SX206GU	<b>£33.64</b>
1500mm	450mm	510kg	SX020-GU*	<b>£151.55</b>	SX120GU	<b>£38.20</b>
1500mm	600mm	275kg	SX021-GU	<b>£162.32</b>	SX121GU	<b>£42.25</b>
1500mm	900mm	110kg	SX022-GU	<b>£202.13</b>	SX122GU	<b>£47.67</b>
1800mm	450mm	635kg	SX023-GU*	<b>£175.05</b>	SX109GU	<b>£42.25</b>
1800mm	600mm	365kg	SX024-GU	<b>£188.89</b>	SX110GU	<b>£46.84</b>
1800mm	900mm	210kg	SX025-GU	<b>£228.32</b>	SX111GU	<b>£57.60</b>
2100mm	450mm	650kg	SX026-GU*	<b>£190.17</b>	SX126GU	<b>£46.77</b>
2100mm	600mm	400kg	SX027-GU	<b>£203.97</b>	SX127GU	<b>£51.94</b>
2100mm	900mm	210kg	SX028-GU	<b>£235.59</b>	SX128GU	<b>£64.69</b>
2400mm	450mm	600kg	SX029-GU*	<b>£201.59</b>	SX112GU	<b>£51.09</b>
2400mm	600mm	445kg	SX013-GU	<b>£218.38</b>	SX113GU	<b>£56.73</b>
2400mm	900mm	210kg	SX014-GU	<b>£458.05</b>	SX114GU	<b>£70.40</b>



To specify upright colour, insert BQ, RD, GU or GX into the product code, in place of the dashes.

### CONNECTOR PLATE

Connector Plates are used to secure adjacent bays together. Four plates are needed to join two bays.

SXSRLGU	<b>£1.44</b>
---------	--------------



### FLOOR FIXING


ARR6	<b>£0.59</b>
------	--------------



### IT'S SO QUICK & EASY!



Unpack and assemble the framework by simply tapping together...



...then drop the shelves into position.

### SAFETY

It is essential that shelving exceeding a height to depth ratio of 4:1, to the top loaded shelf is securely floor fixed. Bay codes followed with an \* indicate floor fixings supplied.



## COMMERCIAL SHELVING

## STORMOR SHELVING SYSTEM

SHELVING &  
RACKING

The Stormor shelving range is a truly versatile and interchangeable system comprising of three product types that can be used alone or in combination. With its crisp white or light grey finish, Stormor features attractive slim profile shelves and frames, which provide runs with a neat co-ordinated appearance, combining aesthetic appearance with practicality.

This design feature, coupled with a choice of colours makes Stormor ideal for use in offices and commercial environments, where the thin profile helps get more from the storage area available.

The Stormor shelving range is a truly versatile and interchangeable storage system comprising of three upright types – Mono, Solo and Duo. Between them, these three Stormor shelving products cater for a wide range of storage requirements in offices, stockrooms and many more settings across multiple industries and sectors.

The Stormor Mono open sided frame system is designed as a post type system which permits airflow between the bays and allows easy storage of oversized objects, for example, rolled maps which can fit across several bays of shelving without the need for a specialised storage system.

The Stormor Solo one piece frame is a simple cost effective upright which makes it ideal for offices and general storage.

Our Duo double panel frame provides a clean aesthetic look making it ideal for use in libraries and museums or where shelving needs to conform to BS 4971:2017 Conservation and care of archive and library collections (Formally PD5454).



Mono open sided frame



Solo one piece frame



Duo double panel frame



Our comprehensive range of accessories feature clip-in fittings so that any changes are quickly and easily made helping to make Stormor metal shelving one of the most versatile systems available.

All shelves and storage accessories are standard in design and fit all three frame types allowing you to adapt your shelving as future needs change without worrying about compatibility.


## Paint Finish




White - RAL 9016




Light Grey - RAL 7035



Stormor Mono offer a economic solution for the storage of boxed items.



Stormor Solo can be easily sub divided making it idel for live file storage..



Duo's double skin upright provides clear entry to the shelf ensuring valluable books and archives do net get snagged.

## COMMERCIAL SHELVING

## STORMOR SHELVING SYSTEM

A wide range of accessories are also available which make Stormor one of the most versatile systems on the market.


These accessories include document, undershelf and part height dividers, back stops, bin fronts, floor plinths, pull-out drawers, shelves and cradles, garment hanging rails, half and full height doors and plastic drawer units.

Helping Stormor shelving to meet a varied range of storage needs for businesses and organisations across various sectors, our accessories are designed to a standard size so they work with mono, solo or duo frames. So, you can adapt the system to your growing storage requirements without having to worry about compatibility.



**A**  
**Part Height Dividers**

A 150mm high divider, which slots into either the top or bottom of a shelf, to provide storage sections or support for files.



**B**  
**Pull-out Filing Cradle**

Can accommodate A4 and foolscap top loaded suspension files.



**C**  
**Document Divider**

The slim profile divider is designed to be used for document storage ensuring minimal wasted space on the shelf.



**D**  
**General Purpose Dividers**

Used to divide shelves horizontally, into smaller storage compartments.



**E**  
**Pull-out Full Width Drawer**

Pull-out drawer available in 3 heights. Ideal for storage of CD's. 20kg max drawer load.



**F**  
**Pull-out Reference Shelf**

Provides a flat and stable work surface within a storage bay.



**G**  
**Plinth**

Floor plinths prevent dust and debris collecting under the shelving.



**H**  
**Full and Half Height Door Kits**

Hinged doors transform shelving into a secure storage cupboard.



**Bin Fronts**

When fitted, this prevents items falling off the front of the shelves.



**Under-shelf Divider**

Divider simply clips in under the shelf to support books, files etc.



**Back Stop**

Zinc plated rod which fits across the rear of bays to prevent items falling off the back of a shelf.





## COMMERCIAL SHELVING

## STORMOR MONO SHELVING

A versatile and fully adjustable, open upright shelving system. Ideal for general storage. The slim profile uprights and shelves are aesthetically pleasing, making Stormor Mono shelving ideal for today's modern office and commercial environments.

- Side and rear of bays are open with rear cross bracing
- All steel construction
- Supplied flat packed for easy assembly
- Light Grey or White paint finish
- Easily adjustable shelves on 25mm pitch
- Extra shelves include shelf clips



Each shelf sits on 4 shelf clips



**SHELF LOAD**  
UP TO 70kg

## MONO OPEN SHELVING BAY

**More sizes available.**  
**Call us for more information!**



Shelving Starter and Extension bays make ordering easy. To create a run, just order a starter bay and the correct number of extensions bays. Extension bays include rear cross-bracing.



Height	Width	Depth	Shelves	Shelf Load	Starter Bay		Extension Bay		Extra Shelf	
					Code	Each	Code	Each	Code	Each
1850	1000	300	6	70kg	SMM18130OS6_*	<b>£101.70</b>	SMM18130OE6_*	<b>£79.95</b>	SMS130_	<b>£8.23</b>
1850	1000	370	6	70kg	SMM18137OS6_*	<b>£109.68</b>	SMM18137OE6_*	<b>£87.63</b>	SMS137_	<b>£9.46</b>
1850	1000	450	6	70kg	SMM18145OS6_*	<b>£110.58</b>	SMM18145OE6_*	<b>£91.77</b>	SMS145_	<b>£10.69</b>
1850	1000	600	6	45kg	SMM18160OS6_*	<b>£126.29</b>	SMM18160OE6_*	<b>£106.83</b>	SMS160_	<b>£13.10</b>
1850	1250	300	6	45kg	SMM18123OS6_*	<b>£116.31</b>	SMM18123OE6_*	<b>£94.55</b>	SMS1230_	<b>£10.35</b>
1850	1250	370	6	45kg	SMM181237OS6_*	<b>£126.43</b>	SMM181237OE6_*	<b>£104.39</b>	SMS1237_	<b>£11.94</b>
1850	1250	450	6	45kg	SMM181245OS6_*	<b>£129.63</b>	SMM181245OE6_*	<b>£110.82</b>	SMS1245_	<b>£13.55</b>
2150	1000	300	6	70kg	SMM21130OS6_*	<b>£112.39</b>	SMM21130OE6_*	<b>£87.48</b>	SMS130_	<b>£8.23</b>
2150	1000	370	6	70kg	SMM21137OS6_*	<b>£120.51</b>	SMM21137OE6_*	<b>£95.25</b>	SMS137_	<b>£9.46</b>
2150	1000	450	6	70kg	SMM21145OS6_*	<b>£128.76</b>	SMM21145OE6_*	<b>£103.06</b>	SMS145_	<b>£10.69</b>
2150	1000	600	6	45kg	SMM21160OS6_*	<b>£137.76</b>	SMM21160OE6_*	<b>£114.77</b>	SMS160_	<b>£13.10</b>
2150	1250	300	6	45kg	SMM21123OS6_*	<b>£127.95</b>	SMM21123OE6_*	<b>£103.05</b>	SMS1230_	<b>£10.35</b>
2150	1250	370	6	45kg	SMM211237OS6_*	<b>£138.23</b>	SMM211237OE6_*	<b>£112.97</b>	SMS1237_	<b>£11.94</b>
2150	1250	450	6	45kg	SMM211245OS6_*	<b>£148.78</b>	SMM211245OE6_*	<b>£123.08</b>	SMS1245_	<b>£13.55</b>
2450	1000	300	7	70kg	SMM24130OS7_*	<b>£124.26</b>	SMM24130OE7_*	<b>£97.54</b>	SMS130_	<b>£8.23</b>
2450	1000	370	7	70kg	SMM24137OS7_*	<b>£133.61</b>	SMM24137OE7_*	<b>£106.53</b>	SMS137_	<b>£9.46</b>
2450	1000	450	7	70kg	SMM24145OS7_*	<b>£143.06</b>	SMM24145OE7_*	<b>£115.56</b>	SMS145_	<b>£10.69</b>
2450	1250	300	7	45kg	SMM24123OS7_*	<b>£141.94</b>	SMM24123OE7_*	<b>£115.22</b>	SMS1230_	<b>£10.35</b>
2450	1250	370	7	45kg	SMM241237OS7_*	<b>£153.80</b>	SMM241237OE7_*	<b>£126.73</b>	SMS1237_	<b>£11.94</b>
2450	1250	450	7	45kg	SMM241245OS7_*	<b>£165.94</b>	SMM241245OE7_*	<b>£138.44</b>	SMS1245_	<b>£13.55</b>

GU WT To specify upright colour insert GU (Light Grey) or WT (White) into the product code.

## SAFETY

It is essential that shelving exceeding a height to depth ratio of 4:1, to the top loaded shelf is securely floor fixed. Where shelf units are bolted back to back, in runs, the overall depth may be used. Bay codes followed with an \* indicate floor fixings supplied.



Ideal for general purpose storage applications



STARTER BAY  
FROM ONLY  
**£101.70**

Slim 20mm profile uprights, combine with 25mm section shelves, are aesthetically pleasing and maximises storage space.

Open starter bay

Quantity Discounts

Open extension bay



Shelves can be set at different positions, to accommodate different sized items.



The open frame design, offers an economical solution for general storage requirements.

Dimensions are shown in mm and are nominal



# STORMOR SOLO SHELVING

A cost effective, fully adjustable single skin, upright shelving system. Stormor Solo uprights are manufactured from one-piece steel and features a delta front edge with no sharp edges, which eliminates snagging when loading shelves.

- Choice of open back or back clad shelving bays
- Light Grey or White paint finish
- Supplied flat packed with 6 shelves for easy assembly
- Easy to adjust shelves on 25mm pitch
- Extra shelves include shelf clips
- Rear clad bays include a floor trim



Anti-Bacterial



Quick Assembly


**Ideal for commercial storage applications**



Shelf dividers are used to create 'pigeon holes' in these clad Stormor bays. These are adjustable along the shelf width.



Shelf levels can be adjusted to match the items stored.



Shelving Starter and Extension bays make ordering easy. To create a run just order a starter bay and the correct number of extensions bays. Open back extension bays include rear cross-bracing.

Quantity Discounts



## SOLO SOLID CLAD FRAME SHELVING BAY

**More sizes available.**  
**Call us for more information!**



### OPEN BACK SHELVING BAY

Side clad with rear of bays cross bracing



### CLAD BACK SHELVING BAY

Side and rear of bays are solid clad

STARTER BAY FROM ONLY  
**£96.11**

				Starter Bay		Extension Bay		Starter Bay		Extension Bay		Extra Shelf	
Height	Width	Depth	Shelf Load	Code	Each	Code	Each	Code	Each	Code	Each	Code	Each
1850	1000	300	70kg	SMS18130OS6_*	<b>£96.11</b>	SMS18130OE6_*	<b>£76.29</b>	SMS18130CS6_*	<b>£128.31</b>	SMS18130CE6_*	<b>£108.49</b>	SMS130_	<b>£8.23</b>
1850	1000	370	70kg	SMS18137OS6_*	<b>£109.17</b>	SMS18137OE6_*	<b>£86.52</b>	SMS18137CS6_*	<b>£141.36</b>	SMS18137CE6_*	<b>£118.72</b>	SMS137_	<b>£9.46</b>
1850	1000	450	70kg	SMS18145OS6_*	<b>£113.56</b>	SMS18145OE6_*	<b>£92.40</b>	SMS18145CS6_*	<b>£145.76</b>	SMS18145CE6_*	<b>£124.60</b>	SMS145_	<b>£10.69</b>
1850	1000	600	45kg	SMS18160OS6_*	<b>£139.74</b>	SMS18160OE6_*	<b>£112.70</b>	SMS18160CS6_*	<b>£171.94</b>	SMS18160CE6_*	<b>£144.90</b>	SMS160_	<b>£13.10</b>
1850	1250	300	45kg	SMS181230OS6_*	<b>£110.72</b>	SMS181230OE6_*	<b>£90.89</b>	SMS181230CS6_*	<b>£148.19</b>	SMS181230CE6_*	<b>£128.37</b>	SMS1230_	<b>£10.35</b>
1850	1250	370	45kg	SMS181237OS6_*	<b>£125.92</b>	SMS181237OE6_*	<b>£103.27</b>	SMS181237CS6_*	<b>£163.40</b>	SMS181237CE6_*	<b>£140.75</b>	SMS1237_	<b>£11.94</b>
1850	1250	450	45kg	SMS181245OS6_*	<b>£132.62</b>	SMS181245OE6_*	<b>£111.45</b>	SMS181245CS6_*	<b>£170.10</b>	SMS181245CE6_*	<b>£148.93</b>	SMS1245_	<b>£13.55</b>
2150	1000	300	70kg	SMS21130OS6_*	<b>£103.59</b>	SMS21130OE6_*	<b>£81.80</b>	SMS21130CS6_*	<b>£137.27</b>	SMS21130CE6_*	<b>£115.48</b>	SMS130_	<b>£8.23</b>
2150	1000	370	70kg	SMS21137OS6_*	<b>£117.24</b>	SMS21137OE6_*	<b>£92.33</b>	SMS21137CS6_*	<b>£150.91</b>	SMS21137CE6_*	<b>£126.00</b>	SMS137_	<b>£9.46</b>
2150	1000	450	70kg	SMS21145OS6_*	<b>£129.42</b>	SMS21145OE6_*	<b>£102.10</b>	SMS21145CS6_*	<b>£163.09</b>	SMS21145CE6_*	<b>£135.77</b>	SMS145_	<b>£10.69</b>
2150	1000	600	45kg	SMS21160OS6_*	<b>£149.76</b>	SMS21160OE6_*	<b>£119.48</b>	SMS21160CS6_*	<b>£183.44</b>	SMS21160CE6_*	<b>£153.15</b>	SMS160_	<b>£13.10</b>
2150	1250	300	45kg	SMS211230OS6_*	<b>£119.16</b>	SMS211230OE6_*	<b>£97.37</b>	SMS211230CS6_*	<b>£158.16</b>	SMS211230CE6_*	<b>£136.36</b>	SMS1230_	<b>£10.35</b>
2150	1250	370	45kg	SMS211237OS6_*	<b>£134.95</b>	SMS211237OE6_*	<b>£110.04</b>	SMS211237CS6_*	<b>£173.94</b>	SMS211237CE6_*	<b>£149.03</b>	SMS1237_	<b>£11.94</b>
2150	1250	450	45kg	SMS211245OS6_*	<b>£149.43</b>	SMS211245OE6_*	<b>£122.11</b>	SMS211245CS6_*	<b>£188.43</b>	SMS211245CE6_*	<b>£161.11</b>	SMS1245_	<b>£13.55</b>

GU WT To specify upright colour insert GU (Light Grey) or WT (White) into the product code.

Dimensions are shown in mm and are nominal



### SAFETY

It is essential that shelving exceeding a height to depth ratio of 4:1, to the top loaded shelf is securely floor fixed. Where shelf units are bolted back to back, in runs, the overall depth may be used. Bay codes followed with an \* indicate floor fixings supplied.



## COMMERCIAL SHELVING

## STORMOR DUO SHELVING

An economical and fully adjustable shelving system - ideal for general purpose applications. Designed for commercial and professional archiving applications, it is aesthetically pleasing, with clear entry and concealed clips. The system satisfies the requirements of BS EN 16893 2018.

- Choice of open back or back clad shelving bays
- Light Grey or White paint finish
- Supplied flat packed with 6 shelves for easy assembly
- Easily adjustable shelves on 25mm pitch
- All bays are 1000mm clear between uprights (1042mm overall) and come as KD kit complete with all necessary fixings and assembly instructions
- ActiveCoat microbial paint finish
- Clad back bays include a floor trim



Anti-Bacterial



Quick Assembly



Shelving Starter and Extension bays make ordering easy. To create a run, just order a starter bay and the correct number of extensions. Open back extension bays include rear cross-bracing.



## DUO DOUBLE SKIN FRAME SHELVING BAY

More sizes available.  
Call us for more information!



## OPEN BACK SHELVING BAY

Side clad with rear of bays cross bracing



## CLAD BACK SHELVING BAY

Side and rear of bays are solid clad

Height	Width	Depth	Shelf Load	Starter Bay		Extension Bay		Starter Bay		Extension Bay		Extra Shelf	
				Code	Each	Code	Each	Code	Each	Code	Each	Code	Each
1850mm	1000mm	300mm	70kg	SMD18130OS6_*	£120.52	SMD18130OE6_*	£89.35	SMD18130CS6_*	£151.00	SMD18130CE6_*	£119.83	SMS130_	£8.23
1850mm	1000mm	370mm	70kg	SMD18137OS6_*	£138.65	SMD18137OE6_*	£102.12	SMD18137CS6_*	£169.13	SMD18137CE6_*	£132.60	SMS137_	£9.46
1850mm	1000mm	450mm	70kg	SMD18145OS6_*	£146.58	SMD18145OE6_*	£109.77	SMD18145CS6_*	£177.06	SMD18145CE6_*	£140.25	SMS145_	£10.69
1850mm	1000mm	600mm	45kg	SMD18160OS6_*	£183.30	SMD18160OE6_*	£135.34	SMD18160CS6_*	£213.78	SMD18160CE6_*	£165.82	SMS160_	£13.10
2150mm	1000mm	300mm	70kg	SMD21130OS6_*	£131.14	SMD21130OE6_*	£96.86	SMD21130CS6_*	£162.23	SMD21130CE6_*	£127.95	SMS130_	£8.23
2150mm	1000mm	370mm	70kg	SMD21137OS6_*	£150.36	SMD21137OE6_*	£110.18	SMD21137CS6_*	£181.46	SMD21137CE6_*	£141.27	SMS137_	£9.46
2150mm	1000mm	450mm	70kg	SMD21145OS6_*	£166.62	SMD21145OE6_*	£121.99	SMD21145CS6_*	£197.71	SMD21145CE6_*	£153.08	SMS145_	£10.69
2150mm	1000mm	600mm	45kg	SMD21160OS6_*	£198.52	SMD21160OE6_*	£145.15	SMD21160CS6_*	£229.61	SMD21160CE6_*	£176.25	SMS160_	£13.10

GU WT To specify upright colour insert GU (Light Grey) or WT (White) into the product code.

## SAFETY

It is essential that shelving exceeding a height to depth ratio of 4:1, to the top loaded shelf is securely floor fixed. Where shelf units are bolted back to back, in runs, the overall depth may be used. Bay codes followed with an \* indicate floor fixings supplied.



Dimensions are shown in mm and are nominal



# STORMOR ACCESSORIES

Our range of accessories are interchangeable across the Stormor shelving range, making it ideal for the creation of custom designed storage facilities.

Accessories can be easily retro-fitted, allowing you to add to your shelving, as your storage needs change.



## BIN FRONT

When fitted, this prevents items falling off the front of the shelves. When used with dividers, this forms individual compartments.

Code	Height	Width	Each
SZABF025F1000__	25mm	1000mm	<b>£6.24</b>
SZABF050F1000__	50	1000mm	<b>£6.79</b>
SZABF075F1000__	75	1000mm	<b>£7.78</b>
SZABF100F1000__	100	1000mm	<b>£8.44</b>
SZAPPLUG			<b>£0.32</b>

25 & 50mm high fronts require 2 off SZAPPLUG, 75 & 100mm high fronts require 4 off SZAPPLUG

GU WT To specify upright colour insert GU (Light Grey) or WT (White) into the product code.



## FULL HEIGHT DOOR KITS

Hinged doors transform shelving into a secure storage cupboard. Doors have vertical stiffeners, 3-point locking & textured paint finish.

- Fits 1000mm bays only. Bay must be floor fixed.

FOR MONO & DUO BAYS			
Code	Height	Each	
SZADM1850H1000__	1850mm	<b>£189.10</b>	
SZADM2150H1000__	2150mm	<b>£200.14</b>	

FOR SOLO BAYS			
Code	Height	Each	
SZADS1850H1000__	1850mm	<b>£192.25</b>	
SZADS2150H1000__	2150mm	<b>£202.42</b>	

Doors cannot be put on consecutive bays using Stormor Solo Side Clad shelving.

GU WT To specify upright colour insert GU (Light Grey) or WT (White) into the product code.

Dimensions are shown in mm and are nominal



## BACK STOP

Zinc plated rod fits across the rear of the bays, in order to prevent items falling off the back.

Code	Width	Each
SZABS004R1000ZC	1000mm	<b>£2.80</b>



## GARMENT HANGING

A system of zinc plated rails and brackets, which fits within the bay widths, to allow garment hanging. 35kg max rail load.

- Rails can be repositioned as required
- Bay must be floor fixed.

Code	Description	Depth	Each
SZAGR25S1000GS	Rail 25mm Dia x 1000mm		<b>£4.08</b>
SZAHSC1225300	Support Channel	300mm	<b>£5.53</b>
SZAHSC1225450	Support Channel	450mm	<b>£7.17</b>
SZAHSC1225600	Support Channel	600mm	<b>£7.93</b>



## PART HEIGHT DIVIDER

A 150mm high divider, which slots into either the top or bottom of a shelf, to provide storage sections or support for files.

Code	Height	Depth	Each
SZDP370__	150mm	370mm	<b>£3.80</b>
SZDP450__	150mm	450mm	<b>£4.31</b>
SZDP600__	150mm	600mm	<b>£5.15</b>

GU WT To specify upright colour insert GU (Light Grey) or WT (White) into the product code.



## DOCUMENT SHELF DIVIDER

The slim profile divider is designed to be used with paper storage.

Code	Height	Depth	Each
SZDF300300__	300mm	300mm	<b>£2.66</b>
SZDF300370__	300mm	370mm	<b>£3.16</b>
SZDF300450__	300mm	450mm	<b>£3.49</b>
SZDF400300__	400mm	300mm	<b>£4.10</b>
SZDF400370__	400mm	370mm	<b>£4.97</b>
SZDF400450__	400mm	450mm	<b>£5.53</b>
SZDF450300__	450mm	300mm	<b>£4.40</b>
SZDF450370__	450mm	370mm	<b>£5.31</b>
SZDF450450__	450mm	450mm	<b>£5.94</b>

GU WT To specify upright colour insert GU (Light Grey) or WT (White) into the product code.



## GENERAL PURPOSE DIVIDER

Used to divide shelves horizontally, into smaller storage compartments.

Code	Height	Depth	Each
0150DP0300__	150mm	300mm	<b>£3.47</b>
0150DP0450__	150mm	450mm	<b>£4.04</b>
0150DP0600__	150mm	600mm	<b>£4.87</b>
0300DF0300__	300mm	300mm	<b>£3.62</b>
0300DF0370__	300mm	370mm	<b>£3.87</b>
0300DF0400__	300mm	400mm	<b>£3.97</b>
0300DF0450__	300mm	450mm	<b>£4.16</b>
0400DF0300__	400mm	300mm	<b>£4.23</b>
0400DF0370__	400mm	370mm	<b>£4.57</b>
0400DF0450__	400mm	450mm	<b>£4.95</b>
0450DF0300__	450mm	300mm	<b>£4.54</b>
0450DF0370__	450mm	370mm	<b>£4.94</b>
0450DF0450__	450mm	450mm	<b>£5.37</b>

GU WT To specify upright colour insert GU (Light Grey) or WT (White) into the product code.



## PULL OUT FILE CRADLE

Can accommodate A4 and foolscap top loaded suspension files. 20kg max shelf load.

- Cradle slides out on telescopic arms
- Fits 1000mm bays only. Bay must be floor fixed.

Code	Depth	Each
SZPOFC1000370__	370mm	<b>£99.02</b>
SZPOFC1000450__	450mm	<b>£115.91</b>

GU WT To specify upright colour insert GU (Light Grey) or WT (White) into the product code.



## PULL OUT DRAWER

Pull-out drawer available in 2 heights. 20kg max drawer load.

- Drawer slides out on telescopic arms
- FFits 1000mm bays only. Bay must be floor fixed.

Code	Height	Depth	Each
SZPOD1000370P100__	100mm	370mm	<b>£117.55</b>
SZPOD1000370P150__	150mm	370mm	<b>£118.89</b>
SZPOD1000450P150__	150mm	450mm	<b>£126.59</b>

GU WT To specify upright colour insert GU (Light Grey) or WT (White) into the product code.



## PULL OUT SHELF

Provides a flat and stable work surface within a storage bay.

- Shelf slides out on telescopic arms. 20kg max shelf load.
- Fits 1000mm bays only. Bay must be floor fixed.

Code	Depth	Each
SZPORS1000370__	370mm	<b>£85.99</b>
SZPORS1000450__	450mm	<b>£96.14</b>

GU WT To specify upright colour insert GU (Light Grey) or WT (White) into the product code.

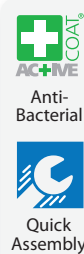
## INDUSTRIAL SHELVING

## EURO SHELVING

SHELVING &  
RACKING

Heavy duty, fully adjustable steel shelving system offers simple and fast assembly. Shelves are located on clips, which slot into the upright, creating an extremely rigid structure, in which shelves can be repositioned when required. With its modular design, you can extend the shelving system at any time, to meet your future storage requirements.

- Easy clip together assembly.
- Robust steel shelving, designed to suit any working environment
- Each bay comes with 6 steel shelves
- UDL Shelf loads 300, 400 and 450d mm shelves - 160kg. 600d mm shelf - 135kg
- Available as Open All Round or Fully Clad bays



**Ideal for heavy duty commercial archive storage or general industrial use**

Quantity Discounts

**Call for more info**



**EURO SHELVING BAY**

**More sizes available.  
Call us for more information!**



### OPEN SHELVING BAY

Side and rear of bays are open sided with cross bracing



### CLAD SHELVING BAY

Side and rear of bays are solid clad

Height	Width	Depth	Shelf Load	Starter Bay		Extension Bay		Starter Bay		Extension Bay		Extra Shelf	
				Code	Each	Code	Each	Code	Each	Code	Each	Code	Each
1800mm	1000mm	300mm	160kg	1800S6N0300NGUGU*	<b>£167.67</b>	1800E6N0300NGUGU*	<b>£113.23</b>	1800S6C0300CGUGU*	<b>£228.14</b>	1800E6C0300CGUGU*	<b>£172.26</b>	ES0300	<b>£12.02</b>
1800mm	1000mm	400mm	160kg	1800S6N0400NGUGU*	<b>£182.01</b>	1800E6N0400NGUGU*	<b>£126.36</b>	1800S6C0400CGUGU*	<b>£247.39</b>	1800E6C0400CGUGU*	<b>£187.86</b>	ES0400	<b>£14.01</b>
1800mm	1000mm	450mm	160kg	1800S6N0450NGUGU*	<b>£190.93</b>	1800E6N0450NGUGU*	<b>£135.50</b>	1800S6C0450CGUGU*	<b>£261.89</b>	1800E6C0450CGUGU*	<b>£199.78</b>	ES0450	<b>£15.57</b>
1800mm	1000mm	600mm	135kg	1800S6N0600NGUGU*	<b>£213.74</b>	1800E6N0600NGUGU*	<b>£156.56</b>	1800S6C0600CGUGU*	<b>£296.61</b>	1800E6C0600CGUGU*	<b>£226.79</b>	ES0600	<b>£18.78</b>
2100mm	1000mm	300mm	160kg	2100S6N0300NGUGU*	<b>£170.97</b>	2100E6N0300NGUGU*	<b>£115.37</b>	2100S6C0300CGUGU*	<b>£229.06</b>	2100E6C0300CGUGU*	<b>£172.75</b>	ES0300	<b>£12.02</b>
2100mm	1000mm	400mm	160kg	2100S6N0400NGUGU*	<b>£185.29</b>	2100E6N0400NGUGU*	<b>£128.56</b>	2100S6C0400CGUGU*	<b>£249.02</b>	2100E6C0400CGUGU*	<b>£188.73</b>	ES0400	<b>£14.01</b>
2100mm	1000mm	450mm	160kg	2100S6N0450NGUGU*	<b>£195.27</b>	2100E6N0450NGUGU*	<b>£137.16</b>	2100S6C0450CGUGU*	<b>£264.05</b>	2100E6C0450CGUGU*	<b>£198.33</b>	ES0450	<b>£15.57</b>
2100mm	1000mm	600mm	135kg	2100S6N0600NGUGU*	<b>£215.10</b>	2100E6N0600NGUGU*	<b>£157.09</b>	2100S6C0600CGUGU*	<b>£310.43</b>	2100E6C0600CGUGU*	<b>£234.50</b>	ES0600	<b>£18.78</b>

### SAFETY

It is essential that shelving exceeding a height to depth ratio of 4:1, to the top loaded shelf is securely floor fixed. Where shelf units are bolted back to back, in runs, the overall depth may be used. Bay codes followed with an \* indicate floor fixings supplied.



Clad Frame

Open-Frame



Clad Starter Bay

Open Extension Bay



### EURO SHELVING EXTRA CROSS BRACING

Each brace assembly provides essential bracing for 12 bays of open shelving. Starter bays come complete with braces, but extra braces are required if run exceeds 11 extension bays.

Code	Width	Each
DCXBS1000ZC	1000mm	<b>£13.30</b>

Dimensions are shown in mm and are nominal



# EURO SHELVING ACCESSORIES



## GENERAL PURPOSE DIVIDER

Divide shelves horizontally into smaller storage compartments.

Code	Height	Depth	Each
0300DF0300GU	300mm	300mm	<b>£3.62</b>
0300DF0450GU	300mm	450mm	<b>£4.16</b>
0400DF0300GU	400mm	300mm	<b>£4.23</b>
0400DF0400GU	400mm	400mm	<b>£4.70</b>
0400DF0450GU	400mm	450mm	<b>£4.95</b>
0450DF0300GU	450mm	300mm	<b>£4.54</b>
0450DF0400GU	450mm	400mm	<b>£5.09</b>
0450DF0450GU	450mm	450mm	<b>£5.37</b>



## GARMENT HANGING RAIL

Fits between 2 support brackets. Rails are 1000mm wide in a choice of 12.5mm or 25mm diameter.

Code	Diameter	Load	Each
SZAGR1251000GS	12.5mm		<b>£2.49</b>
SZAGR2551000GS	25mm	35kg	<b>£4.08</b>

## GARMENT HANGING SUPPORT BRACKET

Brackets fit within bay widths, which allows for rails to be fitted. Rails can be repositioned as required.

Code	To Suit Bay Depth	Each
GHSC12250300ZC	300mm	<b>£9.93</b>
GHSC12250400ZC	400mm	<b>£11.10</b>
GHSC12250450ZC	450mm	<b>£11.65</b>
GHSC12250600ZC	600mm	<b>£12.28</b>



## PART HEIGHT DIVIDER

Used to divide shelves horizontally into smaller storage compartments.

Code	Height	Depth	Each
0150DP0300GU	150mm	300mm	<b>£3.47</b>
0150DP0400GU	150mm	400mm	<b>£3.88</b>
0150DP0450GU	150mm	450mm	<b>£4.04</b>
0150DP0600GU	150mm	600mm	<b>£4.87</b>



## PULL OUT SHELF

Slides out from the bay on telescopic slides. Provides a flat and stable work surface within a storage bay. Fits 1000mm bays only. 20kg max shelf load. Bay must be floor fixed.

Code	Depth	Each
EUPORS1000450GU	450mm	<b>£131.20</b>
EUPORS1000600GU	600mm	<b>£132.39</b>



## PULL OUT SUSPENSION FILING CRADLE

Can accommodate A4 and foolscap top loaded suspension files. Cradle slides out on telescopic arms. Fits 1000mm bays only. 20kg max load. Bay must be floor fixed.

Code	Depth	Each
EUPOFC1000400GU	400mm	<b>£155.74</b>
EUPOFC1000450GU	450mm	<b>£155.74</b>
EUPOFC1000600GU	600mm	<b>£156.94</b>



Other Accessories Available

Call for  
more info



## BIN FRONT

When fitted, this prevents items falling off the front of the shelves. When used with dividers, this forms compartments or bins.

Code	Height	Width	Each
0050BFF1000GU	50mm	1000mm	<b>£5.42</b>
0100BFF1000GU	100mm	1000mm	<b>£6.27</b>



## PULL OUT FULL WIDTH DRAWER

Fitted onto telescopic arms, the pull-out drawer is ideal for CD storage. 150mm high. 20kg max load.

• Fits 1000mm bays only. Bay must be floor fixed.

Code	Depth	Load	Each
EUPOD1000400P150GU	400mm	55kg	<b>£178.55</b>
EUPOD1000450P150GU	450mm	50kg	<b>£180.98</b>
EUPOD1000600P150GU	600mm	45kg	<b>£182.17</b>



## PLASTIC DRAWER UNIT

Ideal for the storage of small items. The Light Grey plastic drawers tilt on integrated back-stops, to allow easy viewing and access.

Code	Height	Width	Depth	Each
DU1	150mm	138mm	281mm	<b>£3.24</b>
DU2	128mm	207mm	281mm	<b>£4.61</b>
DU3	128mm	138mm	431mm	<b>£4.43</b>

## INDUSTRIAL SHELVING

## MOBILE SHELVING

**Effective storage systems are designed to provide efficient storage and retrieval. That's why every mobile shelving system will give excellent accessibility, whilst maximising the use of floor space for storage.**

Mobile shelving is effective in saving space, by eliminating the need for several access aisles. Because the shelving moves along floor tracks, the space for only one aisle is needed. When an item is required, the particular shelving bay is identified and an adjacent aisle is created, by moving the mobile shelving units apart. Mobile shelving is opened and closed by pull handles, or hand operated mechanical systems.

Roll-a-side mobile shelving is useful in small offices, or awkwardly shaped areas, such as corridors or alcoves. Shelving is mounted on low profile mobile bases and tracks and are simply rolled aside to reach the units behind.



Mobile shelving increases the filing capacity to 192 linear metres. When a document is required, the particular shelving bay is identified and an adjacent aisle is created, by moving the mobile shelving units apart.

Alternatively, Mobile shelving can reduce the space required for storage. Up to 50% of the floor space can be released for other uses, when compared with filing cabinets and 38% more with static shelving.



Mobile carriages end panels can be tailored to suit the aesthetics of your installation. Limited only by imagination, these optional end panels can be created to complement the decor of its environment.



Mobile racking is particularly effective in offices, archives, libraries or retail stock settings, as they represent a lower cost alternative to increasing floor space.



If you've got lots of items to store, be it bulk storage, large archives or stock, the heavy duty mobile shelving system can handle all that and more. This versatile system, ensures that any space is fully utilised, allowing you to store more than you ever thought possible.



# GARMENT HANGING SOLUTIONS

## STOCKRAX GARMENT HANGING

Simple beam and upright storage systems are ideal for retail, stockrooms, laundry operations and workplace clothing storage.

- Choice of double sided or single sided wall perimeter rails
- Rails are easily adjusted to accommodate changing stock requirements
- An optional shelf is available for double sided bays, to provide further flexibility



Quick  
Assembly




Single sided Bay

FROM ONLY  
**£79.<sup>93</sup>**



Double sided Bay

FROM ONLY  
**£50.<sup>32</sup>**



## OPTIONAL SHELF

This single-sided perimeter garment hanging solution, is a simple beam and upright storage system, ideal for retail, stockrooms, laundry operations and workplace clothing storage.

Code	Width	Depth	Description	Each
SX186GU	1000mm	600mm	Optional Shelf - chipboard shelf for double sided bays. Two beams and chipboard.	<b>£23.07</b>
SX187GU	1200mm	600mm	Optional Shelf - chipboard shelf for double sided bays. Two beams and chipboard.	<b>£22.14</b>
SX188GU	1500mm	600mm	Optional Shelf - chipboard shelf for double sided bays. Two beams and chipboard.	<b>£29.00</b>



Stockrax hanging garment shelving, offers retailers a cost effective way of storing their stock, back of house.

## STOCKRAX SINGLE SIDED PERIMETER BAY

Contains uprights, rails, footplates, end caps and fixing brackets.

Code	Rail UDL	Height	Width	Depth	Hanging Levels	Each
SX095--	90kg	1980mm	1000mm	300mm	2	<b>£50.32</b>
SX096--	62kg	1980mm	1200mm	300mm	2	<b>£52.78</b>
SX097--	39kg	1980mm	1500mm	300mm	2	<b>£57.38</b>
SX098--	90kg	2400mm	1000mm	300mm	2	<b>£51.74</b>
SX099--	62kg	2400mm	1200mm	300mm	2	<b>£54.19</b>
SX100--	39kg	2400mm	1500mm	300mm	2	<b>£58.77</b>
SX150--	90kg	3000mm	1000mm	300mm	3	<b>£67.83</b>
SX151--	62kg	3000mm	1200mm	300mm	3	<b>£71.09</b>
SX152--	39kg	3000mm	1500mm	300mm	3	<b>£77.24</b>

**BQ RD GU GX** To specify upright colour insert BQ, RD, GU or GX into the product code.

## STOCKRAX DOUBLE SIDED PERIMETER BAY

Contains uprights, rails, footplates and end caps.

Code	Rail UDL	Height	Width	Depth	Hanging Levels	Each
SX086--	90kg	1980mm	1000mm	600mm	3	<b>£79.93</b>
SX087--	62kg	1980mm	1200mm	600mm	3	<b>£84.86</b>
SX088--	39kg	1980mm	1500mm	600mm	3	<b>£94.05</b>
SX089--	90kg	2400mm	1000mm	600mm	3	<b>£82.74</b>
SX090--	62kg	2400mm	1200mm	600mm	3	<b>£87.64</b>
SX091--	39kg	2400mm	1500mm	600mm	3	<b>£96.85</b>
SX092--	90kg	3000mm	1000mm	600mm	4	<b>£108.05</b>
SX093--	62kg	3000mm	1200mm	600mm	4	<b>£114.58</b>
SX094--	39kg	3000mm	1500mm	600mm	4	<b>£126.84</b>

**BQ RD GU GX** To specify upright colour insert BG, RD, GU or GX into the product code.

## EXTRA RAILS

Code	Width	Description	Each
ESXGHJB1000GU	1000mm	Extra Rails - single for perimeter bay	<b>£4.28</b>
ESXGHJB1200GU	1200mm	Extra Rails - single for perimeter bay	<b>£5.07</b>
ESXGHJB1500GU	1500mm	Extra Rails - single for perimeter bay	<b>£6.77</b>
SX189GU	1000mm	Extra Rails - Pair For Double Sided Bay	<b>£14.11</b>
SX190GU	1200mm	Extra Rails - Pair For Double Sided Bay	<b>POA</b>
SX191GU	1500mm	Extra Rails - Pair For Double Sided Bay	<b>£18.82</b>

Dimensions are shown in mm and are nominal



## LONGSPAN GARMENT HANGING

A modular, easily adjustable system which offers versatile storage for hanging garments. An ideal solution for retail, wholesale, distribution and e-fulfilment stock applications. The simple tap together design, allows for easy dismantling, relocation of storage, as stock requirements demand.

Beam positions can be quickly and efficiently adjusted on 50mm pitches, to provide optimum garment storage combinations, adapting to suit your seasonal range change requirements.

- Rails carry 75kg UDL loads
- Bays are finished with light grey uprights and beams.
- Minimum two bay run required
- Additional extension bays can be added to provide longer runs

Code	Height	Width	Depth	Description	Each
GHB24185022BR	2400mm	1800mm	500mm	Initial 1 off Starter Bay and 1 off Extension Bay	<b>£331.25</b>
GHB24185022EB	2400mm	1800mm	500mm	Extension Bay	<b>£124.26</b>
LTB1800GW		1800mm		Additional Beam	<b>£12.19</b>
ZD				Beam Locking Clips TWO are required per beam	<b>£0.09</b>

Hanging Garment runs must be floor fixed



## FLOOR FIXING

ARR6	<b>£0.59</b>
------	--------------

## INDUSTRIAL SHELVING

## LINK51 LONGSPAN SHELVING

Longspan is a hand loaded, widespan, heavy duty shelving system, that comes in graphite grey uprights and grey beams. It is used to store bulky or long items, of up to 780kg per shelf level. Longspan has chipboard or galvanised steel panels and is therefore the ideal system for storing boxes, clothes, loose items, and much more. By using starter and extension bays, it is easy to create long runs in any warehouse environment.

- Unrestricted shelf levels allow for easy access
- Easy to install and adjust
- Factory assembled frames
- Bays are 1800mm and 2100mm high, supplied with 3 shelf levels
- Graphite grey steel uprights with galvatite braces and light grey beams
- Contains 2 frames (1 in an extension bay), feet, 3 pairs of beams, locking clips, decking material and where applicable wire beam ties



Quick  
Assembly

## QUICK &amp; EASY ASSEMBLY

Unpack and assemble the framework, by simply tapping together with a mallet. Once the framework is complete, just drop the shelves into position.



## EASY ORDERING

Longspan Shelving Starter and Extension bays make ordering easy. To create a run, just order a Starter Bay and the correct number of Extension Bays

Starter bays  
can be built as  
stand alone bays

Bolt free construction for  
simple, rapid assembly



Dimensions are shown in mm and are nominal



SHELF LOAD  
UP TO 780kg**LONGSPAN SHELVING BAYS WITH CHIPBOARD DECKS**

With 3 off 18mm chipboard decks on beams

Call for  
pricingSHELF LOAD  
UP TO 596kg**LONGSPAN SHELVING BAYS WITH GALVANISED STEEL DECKS**

With 3 off galvanised steel panel decks on beams

**More sizes  
available.**  
**Call us for more information!**



				Starter Bay		Extension Bay		Extra Level	
Height	Width	Depth	Shelf Load	Code	Each	Code	Each	Code	Each
1800mm	1800mm	450mm	780kg	LKS18418C	POA	LKE18418C	POA	LL184C	POA
1800mm	1800mm	600mm	397kg	LKS18618C	POA	LKE18618C	POA	LL186C	POA
1800mm	1800mm	750mm	228kg	LKS18718C	POA	LKE18718C	POA	LL187C	POA
1800mm	1800mm	900mm▲	345kg	LKS18918C	POA	LKE18918C	POA	LL189C	POA
1800mm	2100mm	450mm	590kg	LKS21418C	POA	LKE21418C	POA	LL214C	POA
1800mm	2100mm	600mm	463kg	LKS21618C	POA	LKE21618C	POA	LL216C	POA
1800mm	2100mm	750mm	266kg	LKS21718C	POA	LKE21718C	POA	LL217C	POA
1800mm	2100mm	900mm▲	403kg	LKS21918C	POA	LKE21918C	POA	LL219C	POA
1800mm	2400mm	450mm	464kg	LKS24418C	POA	LKE24418C	POA	LL244C	POA
1800mm	2400mm	600mm	464kg	LKS24618C	POA	LKE24618C	POA	LL246C	POA
1800mm	2400mm	750mm	304kg	LKS24718C	POA	LKE24718C	POA	LL247C	POA
1800mm	2400mm	900mm▲	460kg	LKS24918C	POA	LKE24918C	POA	LL249C	POA
2100mm	1800mm	450mm	780kg	LKS18421C	POA	LKE18421C	POA	LL184C	POA
2100mm	1800mm	600mm	397kg	LKS18621C	POA	LKE18621C	POA	LL186C	POA
2100mm	1800mm	750mm	228kg	LKS18721C	POA	LKE18721C	POA	LL187C	POA
2100mm	1800mm	900mm▲	345kg	LKS18921C	POA	LKE18921C	POA	LL189C	POA
2100mm	2100mm	450mm	590kg	LKS21421C*	POA	LKE21421C*	POA	LL214C	POA
2100mm	2100mm	600mm	463kg	LKS21621C	POA	LKE21621C	POA	LL216C	POA
2100mm	2100mm	750mm	266kg	LKS21721C	POA	LKE21721C	POA	LL217C	POA
2100mm	2100mm	900mm▲	403kg	LKS21921C	POA	LKE21921C	POA	LL219C	POA
2100mm	2400mm	450mm	464kg	LKS24421C*	POA	LKE24421C*	POA	LL244C	POA
2100mm	2400mm	600mm	464kg	LKS24621C	POA	LKE24621C	POA	LL246C	POA
2100mm	2400mm	750mm	304kg	LKS24721C	POA	LKE24721C	POA	LL247C	POA
2100mm	2400mm	900mm▲	460kg	LKS24921C	POA	LKE24921C	POA	LL249C	POA

Bay codes followed with an \* indicate floor fixings supplied.

Depths followed with an ▲ indicate 25mm chipboard (chipboard stands proud of the beam by 7mm). All other bays are supplied with 18mm chipboard.

**More sizes  
available.**  
**Call us for more information!**



				Starter Bay		Extension Bay		Extra Level	
Height	Width	Depth	Shelf Load	Code	Each	Code	Each	Code	Each
1800mm	1800mm	450mm	379kg	LKS18418F	POA	LKE18418F	POA	LL184F	POA
1800mm	1800mm	600mm	379kg	LKS18618F	POA	LKE18618F	POA	LL186F	POA
1800mm	1800mm	750mm	379kg	LKS18718F	POA	LKE18718F	POA	LL187F	POA
1800mm	1800mm	900mm	379kg	LKS18918F	POA	LKE18918F	POA	LL189F	POA
1800mm	2100mm	450mm	596kg	LKS21418F	POA	LKE21418F	POA	LL214F	POA
1800mm	2100mm	600mm	596kg	LKS21618F	POA	LKE21618F	POA	LL216F	POA
1800mm	2100mm	750mm	596kg	LKS21718F	POA	LKE21718F	POA	LL217F	POA
1800mm	2100mm	900mm	596kg	LKS21918F	POA	LKE21918F	POA	LL219F	POA
1800mm	2400mm	450mm	469kg	LKS24418F	POA	LKE24418F	POA	LL244F	POA
1800mm	2400mm	600mm	469kg	LKS24618F	POA	LKE24618F	POA	LL246F	POA
1800mm	2400mm	750mm	469kg	LKS24718F	POA	LKE24718F	POA	LL247F	POA
1800mm	2400mm	900mm	469kg	LKS24918F	POA	LKE24918F	POA	LL249F	POA
2100mm	1800mm	450mm	379kg	LKS18421F*	POA	LKE18421F*	POA	LL184F	POA
2100mm	1800mm	600mm	379kg	LKS18621F	POA	LKE18621F	POA	LL186F	POA
2100mm	1800mm	750mm	379kg	LKS18721F	POA	LKE18721F	POA	LL187F	POA
2100mm	1800mm	900mm	379kg	LKS18921F	POA	LKE18921F	POA	LL189F	POA
2100mm	2100mm	450mm	596kg	LKS21421F*	POA	LKE21421F*	POA	LL214F	POA
2100mm	2100mm	600mm	596kg	LKS21621F	POA	LKE21621F	POA	LL216F	POA
2100mm	2100mm	750mm	596kg	LKS21721F	POA	LKE21721F	POA	LL217F	POA
2100mm	2100mm	900mm	596kg	LKS21921F	POA	LKE21921F	POA	LL219F	POA
2100mm	2400mm	450mm	469kg	LKS24421F*	POA	LKE24421F*	POA	LL244F	POA
2100mm	2400mm	600mm	469kg	LKS24621F	POA	LKE24621F	POA	LL246F	POA
2100mm	2400mm	750mm	469kg	LKS24721F	POA	LKE24721F	POA	LL247F	POA
2100mm	2400mm	900mm	469kg	LKS24921F	POA	LKE24921F	POA	LL249F	POA

Bay codes followed with an \* indicate floor fixings supplied.



Dimensions are shown in mm and are nominal

**SAFETY**

It is essential that shelving exceeding a height to depth ratio of 4:1, to the top loaded shelf is securely floor fixed. Bay codes followed with an \* indicate floor fixings supplied.



## INDUSTRIAL SHELVING

## APEX LONGSPAN 200 SERIES

Longspan 200 is a stockroom shelving system with chipboard decking. Easy boltless assembly, makes it quick to build. Supplied with pre-assembled rivetted end frames, with three storage levels, comprised of stepped beams with 25mm thick chipboard decking.

- Light grey uprights, galvanised bracing and galvanised beams.
- The kits listed below are designed for a 1600kg maximum bay load.
- Each storage level carries a maximum 200kg universally distributed load.
- First beam level must not be greater than 1000mm from the floor.
- Longspan 200 series shelving must be assembled with a minimum of two bays in a run.
- We recommend that all frames are bolted to the floor, with one floor fixing bolt per baseplate (order BLTBFF1035ZP)



Quick  
Assembly



## LONGSPAN 200 SERIES BAY

3 off chipboard deck levels on beams

## Two bay starter kit



Apex Longspan 200 **CANNOT** be used as a stand alone bay, it must comprise of at least 2 bays - **a starter and extension bay must be ordered**



Extension Bay

**More sizes  
available.  
Call us for more information!**

			Starter Bay		Extension Bay	
Height	Width	Depth	Code	Each	Code	Each
1800mm	1200mm	450mm	CM18412S	<b>£228.40</b>	CM18412A	<b>£181.05</b>
1800mm	1200mm	600mm	CM18612S	<b>£212.94</b>	CM18612A	<b>£164.39</b>
1800mm	1200mm	900mm	CM18912S	<b>£245.95</b>	CM18912A	<b>£194.76</b>
1800mm	1500mm	450mm	CM18415S	<b>£241.42</b>	CM18415A	<b>£194.07</b>
1800mm	1500mm	600mm	CM18615S	<b>£269.50</b>	CM18615A	<b>£220.95</b>
1800mm	1500mm	900mm	CM18915S	<b>£382.93</b>	CM18915A	<b>£331.74</b>
1800mm	1800mm	450mm	CM18418S	<b>£252.48</b>	CM18418A	<b>£205.12</b>
1800mm	1800mm	600mm	CM18618S	<b>£275.84</b>	CM18618A	<b>£227.29</b>
1800mm	1800mm	900mm	CM18918S	<b>£391.91</b>	CM18918A	<b>£340.72</b>
2400mm	1200mm	450mm	CM24412S*	<b>£276.89</b>	CM24412A*	<b>£205.29</b>
2400mm	1200mm	600mm	CM24612S	<b>£233.50</b>	CM24612A	<b>£174.67</b>
2400mm	1200mm	900mm	CM24912S	<b>£267.62</b>	CM24912A	<b>£205.60</b>
2400mm	1500mm	450mm	CM24415S*	<b>£289.91</b>	CM24415A*	<b>£218.32</b>
2400mm	1500mm	600mm	CM24615S	<b>£290.05</b>	CM24615A	<b>£231.23</b>
2400mm	1500mm	900mm	CM24915S	<b>£404.60</b>	CM24915A	<b>£342.58</b>
2400mm	1800mm	450mm	CM24418S*	<b>£300.97</b>	CM24418A*	<b>£229.36</b>
2400mm	1800mm	600mm	CM24618S	<b>£296.40</b>	CM24618A	<b>£237.57</b>
2400mm	1800mm	900mm	CM24918S	<b>£413.59</b>	CM24918A	<b>£351.56</b>

\*2400H x 450Dmm bays includes floor fixings



COMPLETE EXTRA  
LEVEL FROM ONLY  
**£38.61**



## LONGSPAN 200 EXTRA LEVEL

2 galvanised beams, supplied together with a 25mm thick chipboard shelf to create additional storage level.

Code	Width	Depth	Each
CS124	1200mm	450mm	<b>£44.57</b>
CS126	1200mm	600mm	<b>£38.61</b>
CS129	1200mm	900mm	<b>£47.86</b>
CS154	1500mm	450mm	<b>£48.91</b>
CS156	1500mm	600mm	<b>£57.47</b>
CS159	1500mm	900mm	<b>£93.52</b>
CS184	1800mm	450mm	<b>£52.59</b>
CS186	1800mm	600mm	<b>£59.58</b>
CS189	1800mm	900mm	<b>£96.51</b>

## LONGSPAN ACCESSORIES

Levelling plates ensure correct levelling on uneven floors, with floor bolt offering secure fixing for structural integrity.

Code	Description	Each
LLP2UN	2mm levelling plate	<b>£0.89</b>
LLP3UN	3mm levelling plate	<b>£1.09</b>
BLTBFF1035ZP	Single floor fixing bolt	<b>£0.76</b>

## SAFETY

It is essential that shelving exceeding a height to depth ratio of 4:1, to the top loaded shelf is securely floor fixed. Bay codes followed with an \* indicate floor fixings supplied.





# APEX LONGSPAN 500 SERIES



## LONGSPAN 500 SERIES BAY

3 off galvanised steel panel deck levels on beams

Other Sizes Available



Longspan 500 medium duty warehouse shelving. Easy boltless assembly makes it quick to build. Supplied with pre-assembled rivetted end frames, with three storage levels, comprised of beams with decking panel sets.

- Light grey uprights, galvanised bracing, orange beams and galvanised decking panels.
- The kits listed below are designed for a 3000kg maximum bay load.
- First beam level must not be greater than 1000mm from the floor.
- We recommend that all frames are bolted to the floor, with one floor fixing bolt per baseplate (order BLTBFF1035ZP).



Starter bays can be built as stand alone bays

STARTER BAYS FROM ONLY  
**£187.<sup>86</sup>**



SHELVING & RACKING

More sizes available.  
Call us for more information!

			Starter Bay		Extension Bay	
Height	Width	Depth	Code	Each	Code	Each
1800mm	1200mm	450mm	MD18412S	£235.21	MD18412A	£187.86
1800mm	1200mm	600mm	MD18612S	£260.07	MD18612A	£212.72
1800mm	1200mm	900mm	MD18912S	£292.17	MD18912A	£244.81
1800mm	1500mm	450mm	MD18415S	£351.37	MD18415A	£304.01
1800mm	1500mm	600mm	MD18615S	£241.96	MD18615A	£193.41
1800mm	1500mm	900mm	MD18915S	£267.92	MD18915A	£219.37
1800mm	1800mm	450mm	MD18418S	£316.78	MD18418A	£268.23
1800mm	1800mm	600mm	MD18618S	£383.38	MD18618A	£334.84
1800mm	1800mm	900mm	MD18918S	£295.18	MD18918A	£243.99
1800mm	2400mm	450mm	MD18424S	£333.12	MD18424A	£281.93
1800mm	2400mm	600mm	MD18624S	£378.29	MD18624A	£327.11
1800mm	2400mm	900mm	MD18924S	£463.64	MD18924A	£412.45
2400mm	1200mm	450mm	MD24412S*	£283.70	MD24412A*	£212.10
2400mm	1200mm	600mm	MD24612S	£308.56	MD24612A	£236.96
2400mm	1200mm	900mm	MD24912S	£340.66	MD24912A	£269.06
2400mm	1500mm	450mm	MD24415S*	£399.85	MD24415A*	£328.26
2400mm	1500mm	600mm	MD24615S	£262.52	MD24615A	£203.69
2400mm	1500mm	900mm	MD24915S	£288.47	MD24915A	£229.64
2400mm	1800mm	450mm	MD24418S*	£337.33	MD24418A*	£278.51
2400mm	1800mm	600mm	MD24618S	£403.94	MD24618A	£345.11
2400mm	1800mm	900mm	MD24918S	£316.86	MD24918A	£254.83
2400mm	2400mm	450mm	MD24424S*	£354.80	MD24424A*	£292.77
2400mm	2400mm	600mm	MD24624S	£399.97	MD24624A	£337.94
2400mm	2400mm	900mm	MD24924S	£485.32	MD24924A	£423.29

\*2400 x 450mm bays includes floor fixings

Corrected figures 28-08-2021 by PB

Dimensions are shown in mm and are nominal



COMPLETE EXTRA LEVEL FROM ONLY  
**£46.<sup>83</sup>**



## LONGSPAN 500 EXTRA LEVEL

2 orange painted beams, supplied together with a set of galvanised decking panels, to create additional storage levels.

Code	Width	Depth	Each
MS124	1200mm	450mm	<b>£46.83</b>
MS126	1200mm	600mm	<b>£51.77</b>
MS129	1200mm	900mm	<b>£64.28</b>
MS154	1500mm	450mm	<b>£55.12</b>
MS156	1500mm	600mm	<b>£61.29</b>
MS159	1500mm	900mm	<b>£76.92</b>
MS184	1800mm	450mm	<b>£65.82</b>
MS186	1800mm	600mm	<b>£73.23</b>
MS189	1800mm	900mm	<b>£91.97</b>
MS244	2400mm	450mm	<b>£85.55</b>
MS246	2400mm	600mm	<b>£95.43</b>
MS249	2400mm	900mm	<b>£120.42</b>

## LONGSPAN ACCESSORIES

Levelling plates ensure correct levelling on uneven floors, with floor bolt offering secure fixing for structural integrity.

Code	Description	Each
LLP2UN	2mm levelling plate	<b>£0.89</b>
LLP3UN	3mm levelling plate	<b>£1.09</b>
BLTBFF1035ZP	Single floor fixing bolt	<b>£0.76</b>

Quantity Discounts



## SAFETY

It is essential that shelving exceeding a height to depth ratio of 4:1, to the top loaded shelf is securely floor fixed. Bay codes followed with an \* indicate floor fixings supplied.



## INDUSTRIAL SHELVING

## APEX LONGSPAN 750 SERIES

The 750 series, is a heavy duty shelving system that is easy to build. Supplied with pre-assembled rivetted end frames, with three storage levels, comprised of beams with decking panel.

- Light grey uprights, galvanised bracing, orange beams and galvanised decking panels.
- The kits listed below are designed for a 4500kg maximum bay load.
- Each storage level carries a maximum 750kg universally distributed load.
- First beam level must not be greater than 1000mm from the floor.
- We recommend that all frames are bolted to the floor, with one floor fixing bolt per baseplate (order BLTBFF1035ZP)



Quick  
Assembly

Starter bays  
can be built as  
stand alone bays



SHELF LOAD  
750kg

## LONGSPAN 750 SERIES BAY

3 off galvanised steel panel deck levels on beams

Quantity Discounts

Call for  
more info

More sizes  
available.

Call us for more information!

				Starter Bay		Extension Bay	
Height	Width	Depth	Load	Code	Each	Code	Each
1800mm	1500mm	600mm	750kg	HD18615S	£274.03	HD18615A	£225.48
1800mm	1500mm	900mm	750kg	HD18915S	£319.85	HD18915A	£288.04
1800mm	1500mm	1200mm	750kg	HD181215S	£394.75	HD181215A	£339.21
1800mm	1800mm	600mm	750kg	HD18618S	£308.49	HD18618A	£259.93
1800mm	1800mm	900mm	750kg	HD18918S	£385.67	HD18918A	£334.48
1800mm	1800mm	1200mm	750kg	HD181218S	£450.55	HD181218A	£395.00
1800mm	2400mm	600mm	750kg	HD18624S	£374.68	HD18624A	£326.13
1800mm	2400mm	900mm	750kg	HD18924S	£475.84	HD18924A	£424.65
1800mm	2400mm	1200mm	750kg	HD181224S	£559.44	HD181224A	£503.89
2400mm	1500mm	600mm	750kg	HD24615S	£294.59	HD24615A	£235.76
2400mm	1500mm	900mm	750kg	HD24915S	£360.91	HD24915A	£298.89
2400mm	1500mm	1200mm	750kg	HD241215S	£418.54	HD241215A	£351.10
2400mm	1800mm	600mm	750kg	HD24618S	£329.04	HD24618A	£270.21
2400mm	1800mm	900mm	750kg	HD24918S	£407.34	HD24918A	£345.32
2400mm	1800mm	1200mm	750kg	HD241218S	£474.34	HD241218A	£406.89
2400mm	2400mm	600mm	750kg	HD24624S	£395.24	HD24624A	£336.41
2400mm	2400mm	900mm	750kg	HD24924S	£497.52	HD24924A	£435.50
2400mm	2400mm	1200mm	750kg	HD241224S	£583.23	HD241224A	£515.79
3000mm	1500mm	600mm	750kg	HD30615S*	£318.08	HD30615A*	£247.51
3000mm	1500mm	900mm	750kg	HD30915S	£382.58	HD30915A	£309.72
3000mm	1500mm	1200mm	750kg	HD301215S	£442.53	HD301215A	£363.09
3000mm	1800mm	600mm	750kg	HD30618S*	£352.53	HD30618A*	£281.96
3000mm	1800mm	900mm	750kg	HD30918S	£429.02	HD30918A	£356.16
3000mm	1800mm	1200mm	750kg	HD301218S	£498.32	HD301218A	£418.88
3000mm	2400mm	600mm	750kg	HD30624S*	£418.73	HD30624A*	£348.16
3000mm	2400mm	900mm	750kg	HD30924S	£519.19	HD30924A	£446.33
3000mm	2400mm	1200mm	750kg	HD301224S	£607.21	HD301224A	£527.77

## SAFETY

It is essential that shelving exceeding a height to depth ratio of 4:1, to the top loaded shelf is securely floor fixed. Where shelf units are bolted back to back, in runs, the overall depth may be used. Bay codes followed with an \* indicate floor fixings supplied.



LOAD  
750kg

## LONGSPAN 750 EXTRA LEVEL

2 orange painted beams, supplied together with a set of galvanised decking panels, to create additional storage levels.

Code	Width	Depth	Each
HDS156	1500mm	600mm	£58.98
HDS159	1500mm	900mm	£78.95
HDS1512	1500mm	1200mm	£94.55
HDS186	1800mm	600mm	£70.46
HDS189	1800mm	900mm	£94.43
HDS1812	1800mm	1200mm	£113.15
HDS246	2400mm	600mm	£92.53
HDS249	2400mm	900mm	£124.49
HDS2412	2400mm	1200mm	£149.44

## LONGSPAN ACCESSORIES

Levelling plates ensure correct levelling on uneven floors, with floor bolt offering secure fixing for structural integrity.

Code	Description	Each
LLP2UN	2mm levelling plate	£0.89
LLP3UN	3mm levelling plate	£1.09
BLTBFF1035ZP	Single floor fixing bolt	£0.76



Need help in specifying?

Call us for  
advice

STARTER BAY  
FROM ONLY  
£274.<sup>03</sup>

Other Sizes Available

Call for  
details

COMPLETE EXTRA  
LEVEL FROM ONLY  
£58.<sup>98</sup>



# APEX COMPONENTS

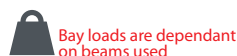
## DESIGN LONGSPAN SHELVING TO MEET YOUR EXACT STORAGE NEEDS

Choose from a range of frame and beam sizes, to create a run of shelving that suits your storage requirements. Complete the bays with a choice of either chipboard or galvanised steel shelving panels.

**STEP 1.** To start specifying, create a single shelving bay with two frames and two or more beam levels.

**STEP 2.** To create a run of continuous shelving, add additional shelves and frames as required.

**STEP 3.** Then order your choice of decking to match your chosen number of beam level.



Bay loads are dependant on beams used

Can be built as stand alone bays

FRAMES FROM ONLY  
**£49.18**

## LONGSPAN FRAMES

Standard frame in different heights and depths. Simply order two for the first bay, then one for each extension bay. Bay loads are dependant on beams used. See Longspan 200, 500 & 750 series pages for basic frame loadings, or call for details.

- Light Grey finish

Height	450mm Deep		600mm Deep		750mm Deep		900mm Deep	
	Code	Each	Code	Each	Code	Each	Code	Each
1800mm	LSR18000450GR	<b>£49.18</b>	LSR18000600GR	<b>£50.42</b>	LSR18000750GR	<b>£51.76</b>	LSR18000900GR	<b>£53.16</b>
2400mm	LSR24000450GR*	<b>£72.84</b>	LSR24000600GR	<b>£61.09</b>	LSR24000750GR	<b>£75.60</b>	LSR24000900GR	<b>£64.41</b>
3000mm	LSR30000450GR*	<b>£70.08</b>	LSR30000600GR*	<b>£71.78</b>	LSR30000750GR	<b>£88.18</b>	LSR30000900GR	<b>£75.66</b>
3600mm	LSR36000450GR*	<b>POA</b>	LSR36000600GR*	<b>POA</b>	LSR36000750GR*	<b>£89.60</b>	LSR36000900GR	<b>£100.48</b>
4200mm	LSR42000450GR*	<b>POA</b>	LSR42000600GR*	<b>£106.91</b>	LSR42000750GR*	<b>£106.58</b>	LSR42000900GR*	<b>£109.34</b>
4500mm	LSR45000450GR*	<b>POA</b>	LSR45000600GR*	<b>£113.89</b>	LSR45000750GR*	<b>£110.06</b>	LSR45000900GR*	<b>£112.82</b>



LOAD UP TO 750kg

## LONGSPAN GALVANISED STEEL DECKING SETS

2 orange painted beams, supplied together with a set of galvanised decking panels, that create additional storage levels.

Width	Shelf Load	450mm Deep		600mm Deep		900mm Deep	
		Code	Each	Code	Each	Code	Each
1800mm	500kg	LU05018000450D	<b>£71.91</b>	LU05018000600D	<b>£80.19</b>	LU05018000900D	<b>£101.15</b>
1800mm	1000kg	LU07018000450D	<b>£77.45</b>	LU07018000600D	<b>£85.72</b>	LU07018000900D	<b>£106.68</b>
2100mm	500kg	LU06021000450D	<b>£83.74</b>	LU06021000600D	<b>£93.39</b>	LU06021000900D	<b>£117.84</b>
2100mm	1000kg	LU08521000450D	<b>£91.03</b>	LU08521000600D	<b>£100.70</b>	LU08521000900D	<b>£125.14</b>
2400mm	500kg	LU07024000450D	<b>POA</b>	LU06024000600D	<b>£104.43</b>	LU07024000900D	<b>POA</b>
2400mm	1000kg	LU08524000450D	<b>£101.61</b>	LU08524000600D	<b>£112.64</b>	LU08524000900D	<b>£140.57</b>



LOAD UP TO 575kg

## LONGSPAN SHELVING SETS - CHIPBOARD DECKING

2 galvanised beams supplied together, with a 25mm thick chipboard shelf, that creates additional storage levels.

Width	450mm Deep		600mm Deep		900mm Deep	
	Code	Shelf Load	Code	Shelf Load	Code	Shelf Load
1800mm	LS18000450C	575kg	LS18000600C	575kg	LS18000900C	315kg
2100mm	LS21000450C	495kg	LS21000600C	495kg	LS21000900C	365kg
2400mm	LS24000450C	440kg	LS24000600C	440kg	LS24000900C	420kg

Dimensions are shown in mm and are nominal



LOAD 500-7500kg

## LONGSPAN BEAMS

Beams locate on the frame uprights. Simple bolt-free assembly.

- Beams are priced individually, however should normally be ordered in pairs.
- Orange powder coated finish.
- See Longspan 200, 500 & 750 series pages for basic frame loadings, or call for details



SINGLE BEAMS FROM ONLY  
**£13.35**

Width	500kg Load		700kg Load	
	Code	Each	Code	Each
1200mm	LU050S1200005OR	<b>£13.35</b>	N/A	
1800mm	LU060S1800005OR	<b>£17.72</b>	LU085S1800005OR	<b>£20.61</b>
2100mm	LU060S2100005OR	<b>£19.17</b>	LU085S2100005OR	<b>£22.67</b>
2400mm	LU070S2400005OR	<b>£22.48</b>	LU100S2400005OR	<b>£26.94</b>
2700mm	LU085S2700005OR	<b>£26.23</b>	LU100S2700005OR	<b>£28.84</b>

## LONGSPAN GALVANISED DECKING STEEL PANELS

Galvanised steel panels which sit between beams.


- Panels are priced individually
- See decking panel sets (below) for load ratings

Code	Width	Depth	Each
AN3000450HGV	300mm	450mm	<b>£4.28</b>
AN3000600HGV	300mm	600mm	<b>£6.77</b>
AN3000750HGV	300mm	750mm	<b>£8.39</b>
AN3000900HGV	300mm	900mm	<b>£10.01</b>

SINGLE PANELS FROM ONLY  
**£4.28**



Choice of shelf material



## LONGSPAN ACCESSORIES

Levelling plates ensure correct levelling on uneven floors, with floor bolt offering secure fixing for structural integrity.

Code	Description	Each
LLP2UN	2mm levelling plate	<b>£0.89</b>
LLP3UN	3mm levelling plate	<b>£1.09</b>
BLTBFF1035ZP	Single floor fixing bolt	<b>£0.76</b>

Quantity Discounts



Call for more info

## SAFETY

It is essential that shelving exceeding a height to depth ratio of 4:1, to the top loaded shelf is securely floor fixed. Bay codes followed with an \* indicate floor fixings supplied.



## PALLET RACKING

## LINK51 PALLET RACKING

Adjustable beam racking is easily installed, cost effective and versatile. There is direct access to each pallet stored. Adjustable beams can be re-configured, to accommodate changes in the type of goods stored.

- Frames are pierced on a 75mm pitch, to allow for positioning of beams
- Beam loads are 2000kg per pair (uniformly distributed load)
- Graphite grey uprights, galvanised bracing and orange beams
- Supplied with floor fixings



Assembly  
Required



Starter Bay comprises;  
2 frames inc footplates  
The correct number of  
Beams,  
Beam locking clips,  
Floor fixings.  
Example bay shown P3055



Extension Bay comprises;  
1 frame inc footplates  
The correct number of  
Beams,  
Beam locking clips,  
Floor fixings.  
Example bay shown P305E

Quantity Discounts


Call for  
more info



## PALLET RACKING BAYS

Height	Width	Depth	Beam Levels	Beam Load	Bay Load	Starter Bay		Extension Bay	
						Code	Each	Code	Each
2850mm	1350mm	900mm	2	1000kg	2000kg	P101S	<b>£354.30</b>	P101E	<b>£239.77</b>
2850mm	1350mm	1100mm	2	1000kg	2000kg	P102S	<b>£361.10</b>	P102E	<b>£243.17</b>
2850mm	2250mm	900mm	2	2000kg	4000kg	P103S	<b>£411.43</b>	P103E	<b>£296.90</b>
2850mm	2250mm	1100mm	2	2000kg	4000kg	P104S	<b>£418.23</b>	P104E	<b>£300.30</b>
2850mm	2700mm	900mm	2	2000kg	4000kg	P105S	<b>£476.93</b>	P105E	<b>£362.40</b>
2850mm	2700mm	1100mm	2	2000kg	4000kg	P106S	<b>£483.73</b>	P106E	<b>£365.80</b>
2850mm	3300mm	900mm	2	3000kg	6000kg	P107S	<b>£604.20</b>	P107E	<b>£470.88</b>
2850mm	3300mm	1100mm	2	3000kg	6000kg	P108S	<b>£611.00</b>	P108E	<b>£474.28</b>
4050mm	1350mm	900mm	3	1000kg	3000kg	P201S	<b>£489.99</b>	P201E	<b>£337.80</b>
4050mm	1350mm	1100mm	3	1000kg	3000kg	P202S	<b>£498.93</b>	P202E	<b>£342.27</b>
4050mm	2250mm	900mm	3	2000kg	6000kg	P203S	<b>£575.59</b>	P203E	<b>£423.49</b>
4050mm	2250mm	1100mm	3	2000kg	6000kg	P204S	<b>£584.63</b>	P204E	<b>£427.96</b>
4050mm	2700mm	900mm	3	2000kg	6000kg	P205S	<b>£673.94</b>	P205E	<b>£521.74</b>
4050mm	2700mm	1100mm	3	2000kg	6000kg	P206S	<b>£682.87</b>	P206E	<b>£526.21</b>
4050mm	3300mm	900mm	3	3000kg	9000kg	P207S	<b>£861.95</b>	P207E	<b>£683.00</b>
4050mm	3300mm	1100mm	3	3000kg	9000kg	P208S	<b>£870.88</b>	P208E	<b>£687.47</b>
5250mm	1350mm	900mm	3	1000kg	3000kg	P301S	<b>£565.36</b>	P301E	<b>£375.48</b>
5250mm	1350mm	1100mm	3	1000kg	3000kg	P302S	<b>£576.40</b>	P302E	<b>£381.01</b>
5250mm	2250mm	900mm	3	2000kg	6000kg	P303S	<b>£651.06</b>	P303E	<b>£461.18</b>
5250mm	2250mm	1100mm	3	2000kg	6000kg	P304S	<b>£662.13</b>	P304E	<b>£466.72</b>
5250mm	2700mm	900mm	3	2000kg	6000kg	P305S	<b>£749.30</b>	P305E	<b>£559.43</b>
5250mm	2700mm	1100mm	3	2000kg	6000kg	P306S	<b>£760.37</b>	P306E	<b>£564.96</b>
5250mm	3300mm	900mm	3	3000kg	9000kg	P307S	<b>£953.08</b>	P307E	<b>£728.58</b>
5250mm	3300mm	1100mm	3	3000kg	9000kg	P308S	<b>£964.15</b>	P308E	<b>£734.11</b>
6450mm	1350mm	900mm	4	1000kg	4000kg	P401S	<b>£701.39</b>	P401E	<b>£473.68</b>
6450mm	1350mm	1100mm	4	1000kg	4000kg	P402S	<b>£714.60</b>	P402E	<b>£480.28</b>
6450mm	2250mm	900mm	4	2000kg	8000kg	P403S	<b>£815.65</b>	P403E	<b>£587.93</b>
6450mm	2250mm	1100mm	4	2000kg	8000kg	P404S	<b>£828.85</b>	P404E	<b>£725.52</b>
6450mm	2700mm	900mm	4	2000kg	8000kg	P405S	<b>£946.64</b>	P405E	<b>£718.94</b>
6450mm	2700mm	1100mm	4	2000kg	8000kg	P406S	<b>£959.86</b>	P406E	<b>£725.54</b>
6450mm	3300mm	900mm	4	3000kg	12000kg	P407S	<b>£1,210.58</b>	P407E	<b>£940.59</b>
6450mm	3300mm	1100mm	4	3000kg	12000kg	P408S	<b>£1,223.79</b>	P408E	<b>£947.18</b>

Frames provided in knock down form - require assembly on site



FROM ONLY  
**£88.92**

## GALVANISED STEEL DECKING

Galvanised steel decking, spans pallet beams to provide a smooth deck.

- 2000kg UDL per level

Code	Width	Depth	Each
PSL2290	2250	900	<b>£88.92</b>
PSL2790	2700	900	<b>£121.66</b>
PSL2211	2250	1100	<b>£88.92</b>
PSL2711	2700	1100	<b>£121.66</b>



## PALLET RACKING EXTRA BEAM LEVELS

Pair of powder coated orange beams with locking clips.

Should additional beams levels be added to a bay, under no circumstances must bay load figure be exceeded without reference to your supplier.



FROM ONLY  
**£70.73**

## COIL CRADLES

Spans beams to provide location and support for coiled materials.

- Cradle carries 707kg UDL

Code	Description	Each
CC0900GU	To suit 900mm deep frame	<b>£70.73</b>
CC1100GU	To suit 1100mm deep frame	<b>£82.74</b>



FROM ONLY  
**£22.56**

## FORK SPACERS

Used in pairs across beams, to provide 105mm high fork entry space. 2000kg UDL per pair.

- Sold singularly

Code	Description	Each
FS0900MOR	To suit 900mm deep frame	<b>£22.56</b>
FS1100MOR	To suit 1100mm deep frame	<b>£26.94</b>

## SAFETY

All pallet racking should be floor fixed.



Dimensions are shown in mm and are nominal



## LINK51 RACK PROTECTION



Quantity Discounts

Call for  
more info

### SINGLE BARRIER RAIL KITS

Sigma rail barrier system for walkways, 400mm high single rail barrier.

- Rail is 165 x 40mm and manufactured from 4mm steel
- Uprights are manufactured from 90 x 50 x 3.6mm hollow steel section, powder coated orange
- Baseplates are 200 x 200mm with 3 pre-drilled holes

Height	Width	Starter Barrier		Extension Barrier	
		Code	Each	Code	Each
400	930	SSSBRZD930SOR	<b>£148.98</b>	SSSBRZD930EOR	<b>£84.94</b>
400	1130	SSSBRZD1130SOR	<b>£151.56</b>	SSSBRZD1130EOR	<b>£87.52</b>
400	2030	SSSBRZD2030SOR	<b>£163.18</b>	SSSBRZD2030EOR	<b>£99.14</b>
400	2430	SSSBRZD2430SOR	<b>£168.34</b>	SSSBRZD2430EOR	<b>£104.30</b>

### DOUBLE BARRIER RAIL KITS

Sigma rail barrier system for walkways, 800mm high double rail barrier.

- Rail is 165 x 40mm and manufactured from 4mm steel
- Uprights are manufactured from 90 x 50 x 3.6mm hollow steel section, powder coated orange
- Baseplates are 200 x 200mm with 3 pre-drilled holes

Height	Width	Starter Barrier		Extension Barrier	
		Code	Each	Code	Each
800	930	SSSBRHZD930SOR	<b>£242.14</b>	SSSBRHZD930EOR	<b>£141.93</b>
800	1130	SSSBRHZD1130SOR	<b>£247.30</b>	SSSBRHZD1130EOR	<b>£144.52</b>
800	2030	SSSBRHZD2030SOR	<b>£270.53</b>	SSSBRHZD2030EOR	<b>£156.13</b>
800	2430	SSSBRHZD2430SOR	<b>£280.86</b>	SSSBRHZD2430EOR	<b>£161.29</b>

L TYPE END  
PROTECTION FROM  
**£152.00**

L type

U TYPE END  
PROTECTION FROM  
**£150.00**

U type

### RACK END PROTECTION KITS

Modular barrier system that protects against forklift truck damage.

- Kits contain two protectors, a sigma rail and all fixings

FROM ONLY  
**£46.96**

L type

U type

### UPRIGHT PROTECTORS

Protects the bottom of pallet racking uprights from accidental damage.

- 4 fixings per protector required (sold individually)

Code	Description	Each
UP400OR	U Type Protector	<b>£46.96</b>
UPRA400OR	L Type Protector	<b>£47.94</b>
FAS1510	Fixings for upright protectors	<b>£3.72</b>

### UPRIGHT PROTECTOR CHANNEL KIT

Designed to protect the lower section of uprights, against accidental forklift truck collision damage. Steel with foam inserts.

- Column Protector is bolted to the upright

FROM ONLY  
**£27.62**

Code	Height	Each
UPC0425OR	425	<b>£27.62</b>
UPC0650OR	650	<b>£34.11</b>
UPC0950OR	950	<b>£43.98</b>

## PALLET RACKING

## APEX PALLET RACKING

Designed for strength and durability. Supplied as an easy to assemble, bolted end frames, with beams that locate in to the uprights. The beams are retained in place by the red and blue beam lock. If beam locks are missing or broken on site, these provide a visible indication if a beam has been accidentally dislodged

- Light grey uprights, galvatite bracing and orange beams
- Each Bay will accept a maximum load of 8000kg UDL. First beam level must be a maximum of 1650mm from the floor
- Additional heights and capacities available on request



## PALLET RACKING BAYS

Apex Pallet Racking Starter Kits comprise a starter and extension bay.


- Pallets stored includes pallet on floor.



Starter Kit - comprises a starter and extension bay  
Example bay shown APR451127S



Extension Bay  
Example bay shown APR451127X



Quantity Discounts

Call for more info

				Starter Kit			Extension Bay		
Height	Width	Depth	Beam Levels	Pallets Stored	Code	Price	Pallets Stored	Code	Price
3000mm	2700mm	900mm	2	12	APR309027S*	£720.08	6	APR309027X*	£299.85
3000mm	2300mm	1100mm	2	12	APR301123S*	£695.44	6	APR301123X*	£285.25
3000mm	2700mm	1100mm	2	12	APR301127S*	£733.80	6	APR301127X*	£304.42
4500mm	2700mm	900mm	3	16	APR459027S*	£1,067.24	8	APR459027X*	£445.49
4500mm	2300mm	1100mm	3	16	APR451123S*	£1,029.85	8	APR451123X*	£423.43
4500mm	2700mm	1100mm	3	16	APR451127S*	£1,087.38	8	APR451127X*	£452.20
6000mm	2700mm	900mm	4	20	APR609027S*	£1,457.96	10	APR609027X*	£619.05
6000mm	2300mm	1100mm	4	20	APR601123S*	£1,405.68	10	APR601123X*	£588.85
6000mm	2700mm	1100mm	4	20	APR601127S*	£1,482.38	10	APR601127X*	£627.20

Frames provided in knock down form - require assembly on site

## SAFETY

All pallet racking should be floor fixed.



## PALLET RACKING EXTRA BEAMS

Hard wearing Orange powder coated finish.

- Beams are priced individually, however should normally be ordered in pairs.

Code	Width	Beam Load per level	Each
PC090S27000730R	2700mm	2000kg	£44.72
PC100S27000730R	2700mm	2500kg	£49.11
PC150S33000730R	3300mm	3000kg	£81.84

STARTER KITS FROM ONLY  
**£44.72**



# APEX PALLET RACKING ACCESSORIES



**BEAM LOAD**  
UP TO 2000kg

FROM ONLY  
**£18.28**

## PALLET RACKING BEAMS

Hard wearing, with an orange powder coated finish.

- Beams are priced individually, however should normally be ordered in pairs

Code	Width	Beam Load per level	Each
PU050S13500730R	1350mm	1000kg	<b>£18.28</b>
PU060S13500730R	1350mm	1250kg	<b>£19.42</b>
PU110H27000730R	2700mm	2000kg	<b>£44.87</b>

## ROW SPACER

Ensures back-to-back racking is correctly spaced.

- Galvanised
- Excludes fixings

Code	Length	Each
PRS0200GV	200mm	<b>£3.92</b>
PRS0300GV	300mm	<b>£4.30</b>



## BEAM LOCK

Red and blue plastic beam locks are used to help reduce the risk of beams lifting. If beam locks are missing or broken on site, these provide a visible indication, that the beam has been dislodged.

Code	Each
PBL	<b>£0.56</b>

## LEVELLING PLATE

Helps level bays on uneven floors.

Code	Description	Each
PLP2UN	2mm thick	<b>£1.50</b>
PLP3UN	3mm thick	<b>£1.87</b>

## FLOOR FIXING BOLT

Expanding bolt for fixing down pallet racking through footplates.

Code	Each
BLTBFF1240ZP	<b>£0.84</b>



BARRIERS  
FROM ONLY  
**£172.50**

## TUBULAR RACK END BARRIER

Tubular barriers are used to help protect the ends of racking from accidental fork lift damage.

- 500mm high.
- Orange powder coated finish.
- Requires 8 floor fixings per barrier (Floor fixings not included)



FROM ONLY  
**£43.16**



## UPRIGHT PROTECTOR KITS

Protects bottom of pallet racking uprights from accidental damage.

- Supplied with 4 floor fixings

Code	Height	Colour	Each
PGKS300OR	300mm	Orange	<b>£43.16</b>
PGKS450OR	450mm	Orange	<b>£52.72</b>

FROM ONLY  
**£34.80**



## CORNER PROTECTOR KITS


Protects bottom of pallet racking uprights from accidental damage.

- Supplied with 4 floor fixings

Code	Height	Colour	Each
PGKC300OR	300mm	Orange	<b>£34.80</b>
PGKC450OR	450mm	Orange	<b>£41.21</b>

Dimensions are shown in mm and are nominal

## SHEET &amp; BAR RACKS

SHELVING &  
RACKING

## INFORMATION

Stacks up to 5 high with  
a maximum capacity of 5000kg



2 x BRP01Z

## BAR PALLETS

- Fully welded construction offering a high quality, versatile & flexible bar storage system
- Stack up to 5 high
- Load capacity of 1000kg per unit (max 5000kg)
- UK Manufactured with a 3 Year Guarantee

FROM ONLY  
**£313.70**3 YEAR  
GUARANTEELOAD  
UP TO 5000kg

Code	Size H x W x D mm	Internal Size L x W mm	Each
BRP01Z	610 x 700 x 480	620 x 400	<b>£313.70</b>
BRP02Z	610 x 1000 x 480	920 x 400	<b>£318.15</b>
BRP11Z	610 x 700 x 600	620 x 520	<b>£320.05</b>
BRP12Z	6100 x 1000 x 600	920 x 520	<b>£324.55</b>

## STATIC &amp; MOBILE VARIABLE HEIGHT SHEET RACK

- Fully welded sheet rack for easy storage of sheets of material
- Heights of the 5 support bars are: 400, 550, 700, 850 & 1000mm
- Distance between support bars: 160mm
- GVR99 is mobile on 4 x 100mm swivel castors (2 braked)
- UK Manufactured with a 3 Year Guarantee

N.B. A Fork Lift will be needed to unload these units

FROM ONLY  
**£468.30**

GVR99

3 YEAR  
GUARANTEE

Code	Description	Size H x W x D mm	No of Bays	Each
GVR31	Static	1000 x 1400 x 800	4	<b>£468.30</b>
GVR99	Mobile	1135 x 1400 x 800	4	<b>£514.75</b>

## LARGE SHEET RACK

- Fully welded sheet rack for easy storage of high sheets of material
- Intermediate floor bracing for supporting sheet materials
- UK Manufactured with a 3 Year Guarantee

N.B. A Fork Lift will be needed to unload these units

FROM ONLY  
**£1066.25**

GSR34

3 YEAR  
GUARANTEE

Code	Size H x W x D mm	Size between Uprights	No of Bays	Each
GSR34	1050 x 1200 x 2040	260mm	4	<b>£1066.25</b>
GSR35	1050 x 1400 x 2040	242mm	5	<b>£1268.40</b>
GSR36	1050 x 1600 x 2040	229mm	6	<b>£1492.85</b>
GSR37	1050 x 1800 x 2040	221mm	7	<b>£1704.30</b>
GSR38	1050 x 2000 x 2040	214mm	8	<b>£1984.80</b>
GSR39	1050 x 2200 x 2040	209mm	9	<b>£2239.50</b>
GSR40	1050 x 2400 x 2040	205mm	10	<b>£2458.50</b>

## INFORMATION

Keep your workplace  
tidy and organised with these  
high quality storage racks





**STATIC & MOBILE VERTICAL SHEET RACK**

- Fully welded sheet rack for easy storage of large sheets of material
- Flat steel base slides materials in easier
- Fitted with compartment bars to stop smaller sheets from sliding between compartments
- Distance between support bars: 310mm
- GVR98 is mobile on 4 x 100mm swivel castors (2 braked)
- UK Manufactured with a 3 Year Guarantee



GVR20

FROM ONLY  
**£690.65**



Code	Description	Size H x W x D mm	No of Bays	Each
GVR20	Static	1245 x 1100 x 970	3	<b>£690.65</b>
GVR98	Mobile	1380 x 1100 x 970	3	<b>£739.65</b>

**VERTICAL STORAGE RACKS**

- Fully welded sheet rack for easy storage of high sheets of material
- Distance between support bars: 250mm
- Pre-drilled tabs for bolting to the floor (fixings not supplied)
- UK Manufactured with a 3 Year Guarantee

FROM ONLY  
**£450.40**



GVR24



Code	Size H x W x D mm	No of Bays	Each
GVR24	1500 x 1200 x 600	4	<b>£450.40</b>
GVR26	1500 x 1800 x 600	6	<b>£556.40</b>
GVR28	1500 x 2400 x 600	8	<b>£750.05</b>

**VERTICAL SHEET RACK**

- Bolted and welded sheet rack for easy storage of large sheets of material
- For use with sheets size of 2500L x 1500H mm
- Flatpack size of 1240L x 1530W x 120Hmm
- Distance between support bars: 150mm
- UK Manufactured with a 3 Year Guarantee

N.B. A Fork Lift will be needed to unload these units

ONLY  
**£1295.30**



Code	Size H x W x D mm	No of Bays	Each
GVR01	1530 x 2120 x 1240	6	<b>£1295.30</b>

**VERTICAL SHEET RACK**

- Fully welded sheet rack for easy storage of large sheets of material
- Fitted with compartment bars to stop smaller sheets from sliding between compartments
- Distance between support bars: 230mm
- UK Manufactured with a 3 Year Guarantee

ONLY  
**£289.40**



Code	Size H x W x D mm	No of Bays	Each
GVR15	900 x 860 x 860	3	<b>£289.40</b>

## BAR RACKS &amp; CANTILEVER RACKING

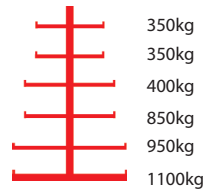


2 x GSR62

## BAR STORAGE RACKS

- Fully welded construction giving a quality, versatile & flexible bar storage system
- Units can be fixed to the floor for stability
- Load heavy materials at base
- UK Manufactured with a 3 Year Guarantee

N.B. A Fork Lift will be needed to unload these units



Load Capacity Per Arm




3 YEAR GUARANTEE



LOAD UP TO 1100kg PER ARM

Code	Description	Size H x W x D mm	Tiers per Unit	Each
GSR61	Single	1910 x 680 x 680	5	£448.05
GSR62	Double	1910 x 680 x 1270	5	£656.75



2 x GSR11

## HEAVY DUTY BAR STORAGE RACKS

- Fully welded construction giving a heavy duty quality bar storage system
- Space between arms is 250mm
- Units can be fixed to the floor for stability
- Load heavy materials at base
- UK Manufactured with a 3 Year Guarantee

N.B. A Fork Lift will be needed to unload these units



GSR11



3 YEAR GUARANTEE



LOAD 1000kg PER ARM

Code	Description	Size H x W x D mm	Tiers per Unit	Each
GSR01	Single	1500 x 575 x 1150	5	£615.55
GSR02	Single	1870 x 575 x 1150	6	£690.20
GSR11	Double	1500 x 1000 x 1150	5	£760.15
GSR12	Double	1870 x 1000 x 1000	6	£824.15

## VERTICAL STORAGE RACKS

- Improve stock accessibility for timber, piping, steel, plastic etc
- Movable dividers enable horizontal or vertical adjustment of the storage sections allowing the unit to meet your individual requirements
- Plywood base offers protection to the ends of the stored material whilst adding stability to the units
- Frame has wall mounted fixing points to secure the unit (fixings not supplied)
- UK Manufactured with a 3 Year Guarantee

N.B. A Fork Lift will be needed to unload these units



Movable Bar Divider



Movable Hoop Divider

FROM ONLY  
£958.20



3 YEAR GUARANTEE

## Vertical Storage Racks with Bar Dividers

Code	Description	Size H x W x D mm	Each
CR3000ST	Starter Bay with 2 Uprights & 8 Bar Dividers	3000 x 2430 x 650	£1092.00
CR3000EX	Extension Bay with 1 Upright & 8 Bar Dividers	3000 x 2430 x 650	£911.55
CRA20A	Additional Bar Divider	-	£65.95

## Vertical Storage Racks with Hoop Dividers

Code	Description	Size H x W x D mm	Each
CR2575ST	Starter Bay with 2 Uprights & 3 Hoop Dividers	2575 x 1633 x 785	£958.20
CR2575EX	Extension Bay with 1 Upright & 3 Hoop Dividers	2575 x 1595 x 785	£786.40
CRA15Z	Additional Bar Divider	-	£78.25



CR2575ST &amp; CR2575EX with 1 x CRA15Z



CR3000ST



**HEAVY DUTY CANTILEVER RACKING**

- Improve stock accessibility for timber, piping, steel, plastic etc
- Each arm has removable end stops to prevent items falling off
- The arms are height adjustable in increments of 150mm
- Frame has wall & floor fixing points to secure the unit (fixings not supplied)
- Load capacity per arm is 250kg
- UK Manufactured with a 3 Year Guarantee

N.B. A Fork Lift will be needed to unload these units

**Heavy Duty Cantilever Racking with 500mm Long Arms**

Code	Description	Size H x W x D mm	Each
CR0503ST	Starter Bay with 12 Arms & 3 Uprights	3000 x 2490 x 1200	<b>£1779.30</b>
CR0504ST	Starter Bay with 15 Arms & 3 Uprights	3000 x 2490 x 1200	<b>£1900.90</b>
CR050EX	Extension Bay with 4 Arms & 1 Upright	-	<b>£676.80</b>
CRA05A	Additional Arm	-	<b>£156.55</b>

**Heavy Duty Cantilever Racking with 1000mm Long Arms**

Code	Description	Size H x W x D mm	Each
CR1003ST	Starter Bay with 12 Arms & 3 Uprights	3000 x 2490 x 1200	<b>£1926.10</b>
CR1004ST	Starter Bay with 15 Arms & 3 Uprights	3000 x 2490 x 1200	<b>£2060.85</b>
CR100EX	Extension Bay with 4 Arms & 1 Upright	-	<b>£729.05</b>
CRA10A	Additional Arm	-	<b>£169.45</b>

Complete with  
removable end stops



LOAD 250kg  
PER ARM



GCR110

**CANTILEVER RACKING**

- Fully welded construction
- Load capacity per arm is 200kg
- Each arm has end stops to prevent items falling off
- Load heavy materials at base
- UK Manufactured with a 3 Year Guarantee

N.B. A Fork Lift will be needed to unload these units



LOAD 200kg  
PER ARM

**Cantilever Racking with Parallel Arms**

Code	Description	Size H x W x D mm	Each
GCR110	Single Sided - 2 Bay	2100 x 2580 x 610	<b>£1083.70</b>
GCR111	Single Sided Extra Bay - 1 Upright & 3 Support Stays	Increases Length by 1225mm per Bay	<b>£489.90</b>
GCR210	Double Sided - 2 Bay	2100 x 2580 x 1100	<b>£1352.35</b>
GCR211	Double Sided Extra Bay - 1 Upright & 3 Support Stays	Increases Length by 1225mm per Bay	<b>£646.65</b>

**Cantilever Racking with Tapered Arms**

Code	Description	Size H x W x D mm	Each
GCR120	Single Sided - 2 Bay	2030 x 2580 x 650	<b>£1182.00</b>
GCR121	Single Sided Extra Bay - 1 Upright & 3 Support Stays	Increases Length by 1225mm per Bay	<b>£554.60</b>
GCR220	Double Sided - 2 Bay	2030 x 2580 x 1190	<b>£1262.00</b>
GCR221	Double Sided Extra Bay - 1 Upright & 3 Support Stays	Increases Length by 1225mm per Bay	<b>£643.15</b>

GCR120



For full range see **PAGE 38**



Lockers are fitted with a camlock as standard.  
Supplied with 2 keys. A master key is available.



## QUICK DELIVERY LOCKERS

Standard 1800mm height steel lockers are great for storing items securely in offices, factories and schools.

- Choice of 5 door configurations.
- Single and two door lockers 300mm and 450mm deep, fitted with hat shelf and double coat hook. 450mm deep
- also features a hanging rail.

			Light Grey Door		Blue Door		Red Door	
Width	Depth	Doors	Code	Each	Code	Each	Code	Each
300mm	300mm	1	Z12211	<b>£78.05</b>	Z12211CF	<b>£78.05</b>	Z12211RD	<b>£78.05</b>
300mm	300mm	2	Z12212	<b>£87.17</b>	Z12212CF	<b>£87.17</b>	Z12212RD	<b>£87.17</b>
300mm	300mm	3	Z12213	<b>£104.67</b>	Z12213CF	<b>£104.67</b>	Z12213RD	<b>£104.67</b>
300mm	300mm	4	Z12214	<b>£113.32</b>	Z12214CF	<b>£113.32</b>	Z12214RD	<b>£113.32</b>
300mm	300mm	6	Z12216	<b>£137.50</b>	Z12216CF	<b>£137.50</b>	Z12216RD	<b>£137.50</b>
300mm	450mm	1	Z12511	<b>£91.02</b>	Z12511CF	<b>£91.02</b>	Z12511RD	<b>£91.02</b>
300mm	450mm	2	Z12512	<b>£100.40</b>	Z12512CF	<b>£100.40</b>	Z12512RD	<b>£100.40</b>
300mm	450mm	3	Z12513	<b>£119.20</b>	Z12513CF	<b>£119.20</b>	Z12513RD	<b>£119.20</b>
300mm	450mm	4	Z12514	<b>£128.50</b>	Z12514CF	<b>£128.50</b>	Z12514RD	<b>£128.50</b>
300mm	450mm	6	Z12516	<b>£154.04</b>	Z12516CF	<b>£154.04</b>	Z12516RD	<b>£154.04</b>

Maximum order 10 lockers.

Light Grey  
(RAL 7035)

Blue  
(RAL 5002)

Red  
(RAL 3020)

## QUICK DELIVERY CUBE LOCKERS

Versatile and compact all steel 1 door cube lockers, popular for personal effects and bags.

- Available in 2 sizes and 2 colours
- Finished with an antibacterial coating for maximum hygiene
- Can also be used as solo lockers or bolt together to form a unit

			Light Grey Door		Blue Door	
Height	Width	Depth	Code	Each	Code	Each
300mm	300mm	300mm	ZQU12	<b>£39.59</b>	ZQU12CF	<b>£39.59</b>
450mm	450mm	450mm	ZQU18	<b>£62.57</b>	ZQU18CF	<b>£62.57</b>

Maximum order 10 lockers.

Light Grey  
(RAL 7035)

Blue  
(RAL 5002)

For full range see **PAGE 40**





**QUICK DELIVERY CHARGING LOCKERS**

The In Charge™ Locker range, provides a safe environment for tool batteries, mobile phones, tablets and other electronic devices. Lockers are fully portable as a single unit - simply place the unit in a convenient location, plug the unit into a power point and the lockers are ready for use. All Quick Delivery charging lockers are finished with light grey body with blue doors. The paint finish incorporates ActiveCoat anti-bacterial protection. Current consumption for each compartment is 1amp.



Tool 4 door



Tool 6 door



Laptop 10 door



Charging



Anti-Bacterial



Small Item 4 door



Small Item 8 door

**QUICK DELIVERY TOOL CHARGING LOCKERS**

- 4 compartment fitted with single socket
- 6 compartment fitted with double socket

Doors	Height	Width	Depth	Code	Each
4	1800mm	300mm	450mm	Z12514GUCF00TCS	<b>£334.61</b>
6	1800mm	300mm	450mm	Z12516GUCF00TCD	<b>£451.64</b>

Maximum order 10 lockers.

**QUICK DELIVERY LAPTOP CHARGING LOCKERS**

- 10 doors with 10 compartments
- Each compartment fitted with single socket

Doors	Height	Width	Depth	Code	Each
10	1800mm	450mm	450mm	Z1551TGUCF00LCS	<b>£610.88</b>

Maximum order 10 lockers.

**QUICK DELIVERY SMALL ITEM CHARGING LOCKERS**

- Each compartment fitted with single socket

Doors	Height	Width	Depth	Code	Each
4	915mm	250mm	180mm	Z100641P03GUCF	<b>£292.98</b>
8	915mm	250mm	180mm	Z100681P03GUCF	<b>£395.45</b>

Maximum order 10 lockers.

Blue  
(RAL 5002)For full range  
see **PAGE 46**For full range  
see **PAGE 47**

Small Item 4 door



Small Item 8 door

**QUICK DELIVERY SMALL ITEM LOCKERS (NON CHARGING)**

Small Item Lockers provide secure storage for small but valuable possessions in public areas and throughout the workplace.

- Units can be hung on walls, fitted on top of each other or side to side.
- Lockers are finished with light grey body with blue doors
- Key-operated cam locks with two keys are supplied as standard.

Doors	Height	Width	Depth	Code	Each
4	915mm	250mm	180mm	Z100641A01GUCF	<b>£113.56</b>
8	915mm	250mm	180mm	Z100681A01GUCF	<b>£145.19</b>

Maximum order 10 lockers.

Blue  
(RAL 5002)

## EVERYDAY LOCKERS

## STEEL LOCKERS

Our steel lockers are available in a wide range of sizes, door configurations, locking options, colours and finishes. The metal locker range consists of full height metal lockers, primary school lockers, cube lockers, small item lockers, laptop lockers, police lockers, staff lockers and garment lockers.



Standard duty lockers have been tested and conform to the requirements of the British Standard for Clothes Lockers BS 4680: 1996 'Standard Duty'.

Quantity Discounts

Call for more info



- Riveted and welded steel construction
- Durable epoxy powder coated finish
- Single door lockers fitted with hat shelf and double coat hook
- Hanging rail in addition to coat hook fitted as standard on 450mm deep 1 and 2 door lockers



- Door stiffeners provide added strength and security
- 8 & 10 door lockers available. Contact us for details
- Other sizes available upon request

## INTEGRAL SECURITY



The design of the intermediate shelf prevents access to compartments above and below an open door. Shelves have an extended lip to provide a division between doors, offering protection against doors being prised open.

## COLOURS AVAILABLE

Body

Doors

Light Grey  
(RAL 7035)

Blue  
(RAL 5002)

Light Grey  
(RAL 7035)

Green  
(RAL 6001)

Red  
(RAL 3020)

Yellow  
(RAL 1003)

Important note regarding Locker installations.

Wherever possible lockers should be secured to ensure stability. Single lockers should be fixed back to a wall. Runs of lockers should be fixed together side-to-side and either fixed back to a wall or fixed back-to-back to another run of lockers. Fixings not supplied.

High gloss, powder coated paint finish



1 door


Air vents as standard on standard lockers

Hinges are welded to the door and riveted to the frame to give added strength and allow for easy replacement of damaged doors

Rail in addition to coat hook fitted as standard on 450mm deep 1 and 2 door lockers



Lockers are fitted with a camlock as standard. Supplied with 2 keys. A master key is available.

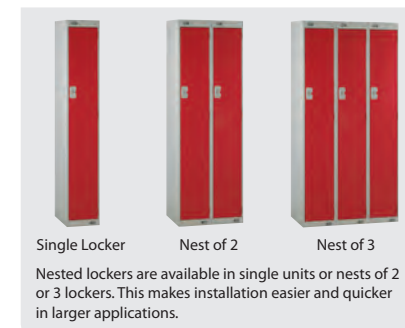


A hasp & staple padlock fitting (padlock not included) can be fitted as an alternative to a camlock at no extra cost.

Please replace 00 with 11 if hasp & staple lock is required at time of order.

For padlock specification see page 50.

FROM ONLY  
**£76.56**



Single Locker


Nest of 2

Nest of 3

Nested lockers are available in single units or nests of 2 or 3 lockers. This makes installation easier and quicker in larger applications.



# STEEL LOCKERS



FROM ONLY  
**£76.<sup>56</sup>**



## FULL HEIGHT LOCKERS

Standard 1800mm height 1 - 6 compartment steel lockers are great for storing items securely in offices, factories and schools.

- Nested units provide savings in locker costs due to improved manufacturing efficiencies, but can also reduce installation time on site.
- Single door 300dmm locker fitted with top shelf and coat hooks, 450mm deep locker has additional hanging rail.
- Two door 300dmm locker fitted with double coat hooks, 450mm deep locker has additional hanging rail.

			Single Lockers		Nests of 2		Nests of 3	
Width	Depth	Doors	Code	Each	Code	Each	Code	Each
300mm	300mm	1	M12211GU-00	<b>£76.56</b>	M12221GU-00	<b>£141.30</b>	M12231GU-00	<b>£206.57</b>
300mm	300mm	2	M12212GU-00	<b>£85.67</b>	M12222GU-00	<b>£159.67</b>	M12232GU-00	<b>£234.48</b>
300mm	300mm	3	M12213GU-00	<b>£103.18</b>	M12223GU-00	<b>£194.02</b>	M12233GU-00	<b>£285.80</b>
300mm	300mm	4	M12214GU-00	<b>£111.84</b>	M12224GU-00	<b>£211.29</b>	M12234GU-00	<b>£311.62</b>
300mm	300mm	6	M12216GU-00	<b>£136.00</b>	M12226GU-00	<b>£259.34</b>	M12236GU-00	<b>£383.66</b>
300mm	450mm	1	M12511GU-00	<b>£89.54</b>	M12521GU-00	<b>£162.83</b>	M12531GU-00	<b>£237.06</b>
300mm	450mm	2	M12512GU-00	<b>£98.91</b>	M12522GU-00	<b>£181.81</b>	M12532GU-00	<b>£265.67</b>
300mm	450mm	3	M12513GU-00	<b>£117.71</b>	M12523GU-00	<b>£218.58</b>	M12533GU-00	<b>£320.43</b>
300mm	450mm	4	M12514GU-00	<b>£127.01</b>	M12524GU-00	<b>£237.06</b>	M12534GU-00	<b>£348.09</b>
300mm	450mm	6	M12516GU-00	<b>£152.55</b>	M12526GU-00	<b>£287.90</b>	M12536GU-00	<b>£424.43</b>
450mm	450mm	1	M15511GU-00	<b>£109.35</b>	M15521GU-00	<b>£199.99</b>		
450mm	450mm	2	M15512GU-00	<b>£119.05</b>	M15522GU-00	<b>£219.30</b>		
450mm	450mm	3	M15513GU-00	<b>£139.32</b>	M15523GU-00	<b>£258.95</b>		
450mm	450mm	4	M15514GU-00	<b>£150.78</b>	M15524GU-00	<b>£281.99</b>		
450mm	450mm	6	M15516GU-00	<b>£179.44</b>	M15526GU-00	<b>£341.90</b>		

For Lockers in a hurry?  
See **PAGE 36**

CF GU PD RD YD

Please add two letter suffix in partcode in place of dashes for colour when ordering.

Please replace 00 with 11 to end of partcode if hasp & staple lock is required in place of standard camlock (no additional cost option)

## FULL HEIGHT LOCKERS WITH SLOPING TOPS

Often specified in schools, factories and offices. Sloping tops prevent items and litter being placed on top of the lockers.

- A popular choice in areas where hygiene is of high importance, such as food and drink manufacturing businesses and healthcare companies

Code	Height	Width	Depth	Doors	Each
M12211GU-00ST	1925mm	300mm	300mm	1	<b>£85.17</b>
M12212GU-00ST	1925mm	300mm	300mm	2	<b>£94.30</b>
M12213GU-00ST	1925mm	300mm	300mm	3	<b>£111.80</b>
M12214GU-00ST	1925mm	300mm	300mm	4	<b>£120.43</b>
M12216GU-00ST	1925mm	300mm	300mm	6	<b>£144.57</b>
M12511GU-00ST	1987mm	300mm	450mm	1	<b>£100.44</b>
M12512GU-00ST	1987mm	300mm	450mm	2	<b>£109.80</b>
M12513GU-00ST	1987mm	300mm	450mm	3	<b>£128.61</b>
M12514GU-00ST	1987mm	300mm	450mm	4	<b>£137.93</b>
M12516GU-00ST	1987mm	300mm	450mm	6	<b>£163.44</b>
M15511GU-00ST	1987mm	450mm	450mm	1	<b>£122.39</b>
M15512GU-00ST	1987mm	450mm	450mm	2	<b>£132.09</b>
M15513GU-00ST	1987mm	450mm	450mm	3	<b>£152.36</b>
M15514GU-00ST	1987mm	450mm	450mm	4	<b>£163.83</b>
M15516GU-00ST	1987mm	450mm	450mm	6	<b>£192.48</b>

CF GU PD RD YD

Please add two letter suffix in partcode in place of dashes for colour when ordering.

Please replace 00 with 11 to end of partcode if hasp & staple lock is required in place of standard camlock (no additional cost option)

## ADD-ON SLOPING TOPS

Sloping tops for Link51 Lockers are available as single or nests for retro fitting to existing installations.

- Sloping tops stop items and litter being placed on top of the lockers
- Standard colour as light grey to match body colour

			Single Tops		Nest of 2		Nest of 3	
Height	Width	Depth	Code	Each	Code	Each	Code	Each
125mm	300mm	300mm	XST221GU	<b>£12.91</b>	XST222GU	<b>£25.82</b>	XST223GU	<b>£38.73</b>
125mm	300mm	450mm	XST251GU	<b>£16.37</b>	XST252GU	<b>£32.75</b>	XST253GU	<b>£49.10</b>
287mm	450mm	450mm	XST551GU	<b>£19.58</b>	XST552GU	<b>£39.14</b>	N/A	

## LOCKER STANDS

Locker stands to raise lockers off the ground for easier floor cleaning.

- All stands are 150mm high and are fitted with adjustable feet
- To suit 3 locker sizes as single or nests
- Light grey finish to match locker body



		Single Stands		Nest of 2		Nest of 3		Nest of 4	
Width	Depth	Code	Each	Code	Each	Code	Each	Code	Each
300mm	300mm	FLSF221GU150M	£20.82	FLSF222GU150M	£23.11	FLSF223GU150M	£25.41	FLSF224GU150M	£31.67
300mm	450mm	FLSF251GU150M	£21.97	FLSF252GU150M	£24.55	FLSF253GU150M	£27.12	FLSF254GU150M	£34.07
450mm	450mm	FLSF551GU150M	£23.24	FLSF552GU150M	£30.65	FLSF553GU150M	£34.44	FLSF554GU150M	£38.00

## EVERYDAY LOCKERS

## EDUCATION LOCKERS

Locker heights to suit all age groups

## THREE QUARTER HEIGHT LOCKERS

Three quarter height lockers are ideal for use in primary schools allowing easy access for school children.

- You can select to have all of the compartment doors painted in the same colour, or you can create a bright and engaging colour pattern which features different colours on each door.
- All lockers are 1382H x 300W mm

Code	Depth	Doors	Each
MC2211GU--00	300mm	1	<b>£72.39</b>
MC2212GU--00	300mm	2	<b>£88.82</b>
MC2213GU--00	300mm	3	<b>£94.88</b>
MC2511GU--00	450mm	1	<b>£81.24</b>
MC2512GU--00	450mm	2	<b>£95.44</b>
MC2513GU--00	450mm	3	<b>£107.91</b>

CF GU PD RD YD

Please add two letter suffix in partcode in place of dashes for colour when ordering

Please replace 00 with 11 to end of partcode if hasp & staple lock is required in place of standard camlock (no additional cost option)

FROM ONLY  
**£72.39**

## QUARTO LOCKERS

Mixing colours and bolting the cubes together can make an attractive space as well as effective storage.

- Can be located neatly alongside Link full, three quarter and half height lockers.
- Can be fixed together to form a bridging unit between full height lockers.
- Supplied with camlocks as standard
- All lockers are 511H x 300W mm

Code	Depth	Each
MQ2211GU--00	300mm	<b>£37.99</b>
MQ2511GU--00	450mm	<b>£42.92</b>

FROM ONLY  
**£37.99**

CF GU PD RD YD

Please add two letter suffix in partcode in place of dashes for colour when ordering

Please replace 00 with 11 to end of partcode if hasp & staple lock is required in place of standard camlock (no additional cost option)

Create secure storage  
in the small areasFROM ONLY  
**£35.37**

## SIXTO LOCKERS

Sixto lockers are ideal for small personal items.

- Use on their own or bolt together to form a unit
- Can be used for underseat storage - phone for details
- All lockers are 372H mm

Code	Width	Depth	Each
MS2211GU--00	300mm	300mm	<b>£35.37</b>
MS2511GU--00	300mm	450mm	<b>£39.94</b>
MS5511GU--00	450mm	450mm	<b>£47.24</b>

CF GU PD RD YD

Please add two letter suffix in partcode in place of dashes for colour when ordering

Please replace 00 with 11 to end of partcode if hasp & staple lock is required in place of standard camlock (no additional cost option)

## HALF HEIGHT LOCKERS

Ideal for use in junior schools allowing easy access for young children. Can be fitted with a worktop to create additional workspace.

- Finished with an antibacterial coating for maximum hygiene
- Use colour for branding or to brighten up a classroom
- All lockers are 896H x 300W mm

Code	Depth	Doors	Each
MH2211GU--00	300mm	1	<b>£61.25</b>
MH2212GU--00	300mm	2	<b>£68.54</b>
MH2213GU--00	300mm	3	<b>£82.56</b>
MH2511GU--00	450mm	1	<b>£71.63</b>
MH2512GU--00	450mm	2	<b>£79.12</b>
MH2513GU--00	450mm	3	<b>£94.14</b>

CF GU PD RD YD

Please add two letter suffix in partcode in place of dashes for colour when ordering

Please replace 00 with 11 to end of partcode if hasp & staple lock is required in place of standard camlock (no additional cost option)

Locker heights to suit all  
age groupsFROM ONLY  
**£61.25**

## CUBE LOCKERS

Versatile and compact all steel 1 door cube lockers, popular for personal effects and bags.

- Available in 3 sizes and 5 colours
- Finished with an antibacterial coating for maximum hygiene
- Can also be used as solo lockers or bolt together to form a unit

Code	Height	Width	Depth	Each
QU1212A01GU--	300mm	300mm	300mm	<b>£38.10</b>
QU1515A01GU--	380mm	380mm	380mm	<b>£51.57</b>
QU1818A01GU--	450mm	450mm	450mm	<b>£61.08</b>

CF GU PD RD YD

Please add two letter suffix in partcode in place of dashes for colour when ordering

Please replace 00 with 11 to end of partcode if hasp & staple lock is required in place of standard camlock (no additional cost option)

For Quarto Lockers in a hurry? See **PAGE 36**FROM ONLY  
**£38.10**



# VISION & PERFORATED DOOR LOCKERS



## VISION PANEL DOOR LOCKERS

As the name suggests, Vision panel lockers allow for the inspection of stored items whilst providing a secure storage solution.

The lockers incorporate a toughened polycarbonate viewing panel set within a steel door with an all-round strengthened edge, allowing inspection of each locker compartment. This prevents lockers being used as a hiding place for stolen items and for high security or public spaces ensures locker contents can be viewed at all times. Fitted with Camlocks as standard.

- All lockers are 1800H x 300W mm

Code	Doors	Depth	Each
M12212GU--00IP	2	300mm	<b>£143.46</b>
M12512GU--00IP	2	450mm	<b>£158.10</b>
M12612GU--00IP	2	500mm	<b>£162.86</b>
M12213GU--00IP	3	300mm	<b>£161.78</b>
M12513GU--00IP	3	450mm	<b>£176.28</b>
M12613GU--00IP	3	500mm	<b>£183.51</b>
M12214GU--00IP	4	300mm	<b>£170.53</b>
M12514GU--00IP	4	450mm	<b>£185.69</b>
M12614GU--00IP	4	500mm	<b>£192.76</b>
M12216GU--00IP	6	300mm	<b>£224.05</b>
M12516GU--00IP	6	450mm	<b>£240.59</b>
M12616GU--00IP	6	500mm	<b>£248.23</b>
M12218GU--00IP	8	300mm	<b>£268.46</b>
M12518GU--00IP	8	450mm	<b>£288.28</b>
M12618GU--00IP	8	500mm	<b>£301.49</b>



Please add two letter suffix in partcode in place of dashes for colour when ordering



## SLIM LOCKER NESTS

Slimline lockers are an efficient way of saving floor space whilst maximising height.

- Single door 225mm width lockers, available as nested units of two to 4 lockers.
- Finished with an antibacterial paint finish
- Fitted with Camlocks as standard
- All lockers are 225W x 450D mm

Height	Type	Nest of 1		Nest of 2		Nest of 3		Nest of 4	
		Code	Each	Code	Each	Code	Each	Code	Each
1800mm	Flat top	M11511GU--00	<b>£75.83</b>	M11521GU--00	<b>£153.90</b>	M11531GU--00	<b>£223.03</b>	M11541GU--00	<b>£291.19</b>
1987mm	Sloping Top	M11511GU--00ST	<b>£83.51</b>	M11521GU--00ST	<b>£171.08</b>	M11531GU--00ST	<b>£248.82</b>	M11541GU--00ST	<b>£325.62</b>



Please add two letter suffix in partcode in place of dashes for colour when ordering

FROM ONLY  
**£143.46**



2 Door

3 Door

4 Door

8 Door



## PERFORATED DOOR LOCKERS

With multi-perforations in the door these 1-6 door lockers are ideal for keeping items secure but ventilated. Perforated panels on lockers are particularly useful when damp clothes or odours pose a problem – in settings where uniforms must be stored or personal items such as boots, bike helmets and school PE clothing.

- Supplied with cam locks as standard - other lock types available
- All lockers are 1800H mm

Code	Doors	Width	Depth	Each
M12211GU--00A	1	300mm	300mm	<b>£87.51</b>
M12511GU--00A	1	300mm	450mm	<b>£100.51</b>
M15511GU--00A	1	450mm	450mm	<b>£124.44</b>
M12212GU--00A	2	300mm	300mm	<b>£96.68</b>
M12512GU--00A	2	300mm	450mm	<b>£109.89</b>
M15512GU--00A	2	450mm	450mm	<b>£137.32</b>
M12213GU--00A	3	300mm	300mm	<b>£113.40</b>
M12513GU--00A	3	300mm	450mm	<b>£127.94</b>
M15513GU--00A	3	450mm	450mm	<b>£153.93</b>
M12214GU--00A	4	300mm	300mm	<b>£122.90</b>
M12514GU--00A	4	300mm	450mm	<b>£138.08</b>
M15514GU--00A	4	450mm	450mm	<b>£165.56</b>
M12216GU--00A	6	300mm	300mm	<b>£150.29</b>
M12516GU--00A	6	300mm	450mm	<b>£166.84</b>
M15516GU--00A	6	450mm	450mm	<b>£200.57</b>



Please add two letter suffix in partcode in place of dashes for colour when ordering



1 Door

2 Door

3 Door

4 Door

6 Door

Quantity Discounts

Call for  
more info



Anti-Bacterial

FROM ONLY  
**£75.83**

## CLOAKROOM EQUIPMENT

## BENCHES

Made in the UK, this modern range of cloakroom equipment available in Light Ash or Black Polymer.

Easy to install, the range includes single and double sided benches, hook benches, wall mounted benches and wall mounted shelf and rails all with a host of options and accessories, including show baskets, ensuring you will find exactly what you are looking for. If you want further advice or different colour options simply phone and we will be happy to discuss this with you.

All cloakroom units have robust frames constructed from 50mm round, thick walled tubing with welded joints for increased strength and durability. They have anti-bacterial powder coating as standard.

Designed and developed  
for any environment



Hook Bench and Benches are available with 3 seat heights making them the perfect solution for schools, whatever age group they teach.



## FRAME COLOURS



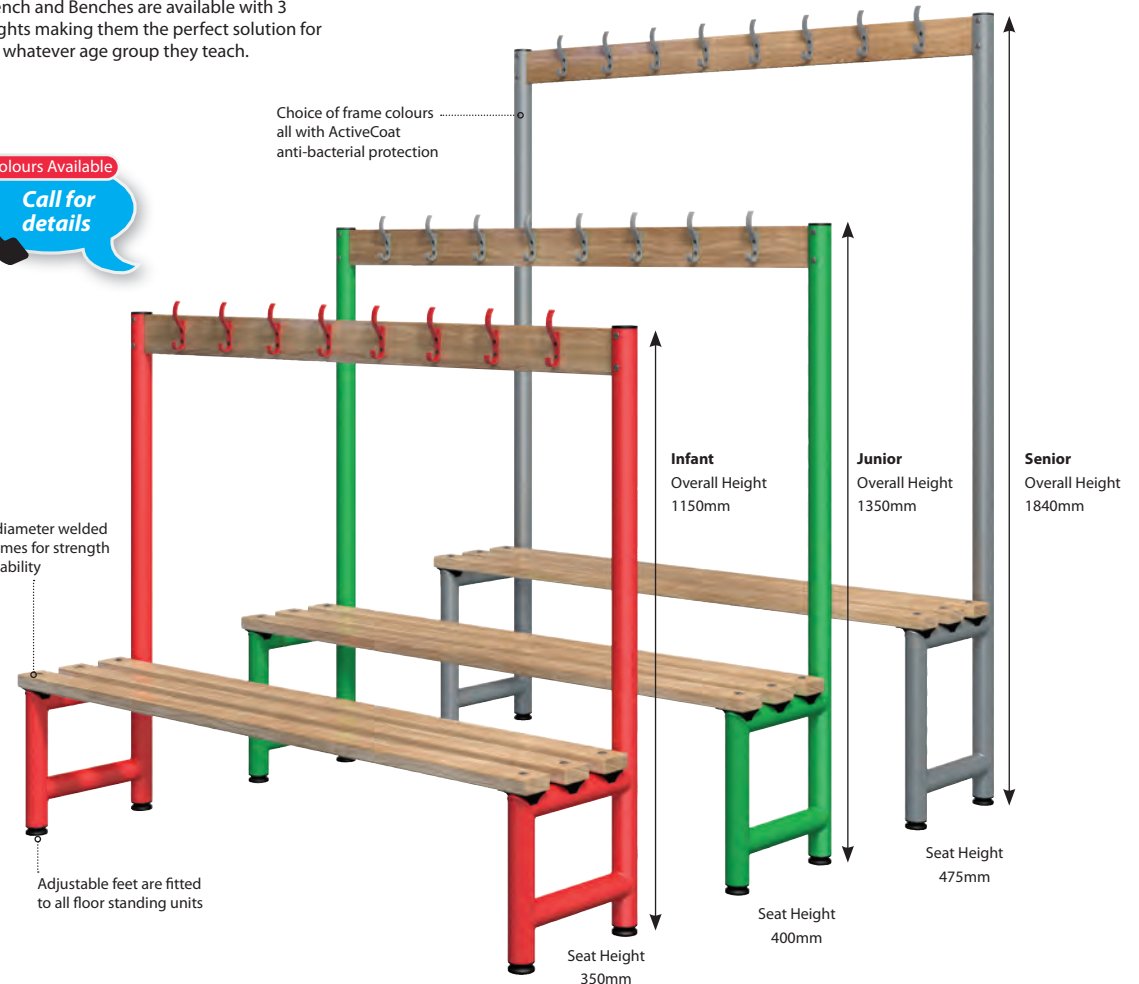
Other Colours Available

Call for  
details

Choice of frame colours  
all with ActiveCoat  
anti-bacterial protection

50mm diameter welded  
tube frames for strength  
and durability

Adjustable feet are fitted  
to all floor standing units





## HOOK BENCHES

### CHOOSE FROM


Either Ash or Black Polymer slats.



Ash Solid Timber Slats  
Sourced from sustainable forests.



Silver, White and Black frames will be supplied with black hooks unless otherwise specified. Red and blue frames will have matching hook colour.



Black Polymer Slats  
Manufactured with Active-Coat additive, these food grade slats are also ideal for educational or leisure wet area changing areas.



Black Polymer hook benches are fitted with grey hooks unless stated otherwise.

### LIGHT ASH HOOK BENCHES

A single and double sided hook bench with 5, 8, 10, 16 or 20 hooks.  
Available in five frame colours with light Ash slats.

- Three overall height sizes; Senior - 1840mm, Junior - 1350mm and Infant - 1150mm with three seat heights 475mm, 400mm and 350mm respectively

### BLACK POLYMER HOOK BENCHES

A single and double sided hook bench with 5, 8, 10, 16 or 20 hooks.  
Available in five frame colours with Black Polymer slats.

- Three overall height sizes; Senior - 1840mm, Junior - 1350mm and Infant - 1150mm with three seat heights 475mm, 400mm and 350mm respectively



Single sided Light Ash  
1500mm wide hook bench



Single sided Light Ash  
2000mm wide hook bench




Double sided Light Ash  
1500mm wide hook bench



Double sided Black Polymer  
1500mm wide hook bench



Double sided Black Polymer  
2000mm wide hook bench



Double sided Light Ash 2000mm wide hook bench



Single sided Black Polymer  
1500mm wide hook bench



Single sided Black Polymer  
2000mm wide hook bench

				Infant - 1150mm High		Junior - 1350mm High		Senior - 1840mm High	
Type	Width	Depth	Hooks	Code	Each	Code	Each	Code	Each
Single sided	1000mm	385mm	5	FRDHKS1037J__LA	£227.49	FRDHKS1037J__LA	£227.49	FRDHKS1037S__LA	£227.49
Single sided	1500mm	385mm	8	FRDHKS1537J__LA	£275.13	FRDHKS1537J__LA	£275.13	FRDHKS1537S__LA	£275.13
Single sided	2000mm	385mm	10	FRDHKS2037J__LA	£389.02	FRDHKS2037J__LA	£389.02	FRDHKS2037S__LA	£389.02
Double sided	1000mm	725mm	10	FRDHKD1037J__LA	£422.48	FRDHKD1037J__LA	£422.48	FRDHKD1037S__LA	£422.48
Double sided	1500mm	725mm	16	FRDHKD1537J__LA	£499.53	FRDHKD1537J__LA	£499.53	FRDHKD1537S__LA	£499.53
Double sided	2000mm	725mm	20	FRDHKD2037J__LA	£703.15	FRDHKD2037J__LA	£703.15	FRDHKD2037S__LA	£703.15

				Infant - 1150mm High		Junior - 1350mm High		Senior - 1840mm High	
Type	Width	Depth	Hooks	Code	Each	Code	Each	Code	Each
Single sided	1000mm	385mm	5	FRDHKS1037J__BP	£227.49	FRDHKS1037J__BP	£227.49	FRDHKS1037S__BP	£227.49
Single sided	1500mm	385mm	8	FRDHKS1537J__BP	£275.13	FRDHKS1537J__BP	£275.13	FRDHKS1537S__BP	£275.13
Single sided	2000mm	385mm	10	FRDHKS2037J__BP	£389.02	FRDHKS2037J__BP	£389.02	FRDHKS2037S__BP	£389.02
Double sided	1000mm	725mm	10	FRDHKD1037J__BP	£422.48	FRDHKD1037J__BP	£422.48	FRDHKD1037S__BP	£422.48
Double sided	1500mm	725mm	16	FRDHKD1537J__BP	£499.53	FRDHKD1537J__BP	£499.53	FRDHKD1537S__BP	£499.53
Double sided	2000mm	725mm	20	FRDHKD2037J__BP	£703.15	FRDHKD2037J__BP	£703.15	FRDHKD2037S__BP	£703.15



Please add two letter suffix in partcode in place of dashes for colour when ordering

## CLOAKROOM EQUIPMENT


## BENCHES

## CHOOSE FROM

Either Ash or Black Polymer slats.



Ash Solid Timber Slats  
Sourced from sustainable forests.



Black Polymer Slats  
Manufactured with Active-Coat additive, these food grade slats are also ideal for educational or leisure wet area changing areas.



Single sided Light Ash  
1500mm wide bench



Single sided Light Ash  
2000mm wide bench



Double sided Light Ash  
1500mm wide bench



Double sided Light Ash  
2000mm wide bench

FROM ONLY  
**£105.<sup>69</sup>**



Single sided Black  
Polymer 1500mm  
wide bench



Single sided Black  
Polymer 2000mm  
wide bench



Double sided Black Polymer  
1500mm wide bench



Double sided Black Polymer  
2000mm wide bench

## LIGHT ASH BENCHES

Single and double sided modern cloakroom benches with 5 frame colour options with light Ash slats.

- Three overall height sizes; Senior - 1840mm, Junior - 1350mm and Infant - 1150mm with three seat heights 475mm, 400mm and 350mm respectively

			Infant - 350mm Bench Height		Junior - 400mm Bench Height		Senior - 475mm Bench Height	
Type	Width	Depth	Code	Each	Code	Each	Code	Each
Single sided	1000mm	310mm	FRDBNS1031I__LA	£105.69	FRDBNS1031J__LA	£105.69	FRDBNS1031S__LA	£105.69
Single sided	1200mm	310mm	FRDBNS1231I__LA	£119.00	FRDBNS1231J__LA	£119.00	FRDBNS1231S__LA	£119.00
Single sided	1500mm	310mm	FRDBNS1531I__LA	£136.27	FRDBNS1531J__LA	£136.27	FRDBNS1531S__LA	£136.27
Single sided	2000mm	310mm	FRDBNS2031I__LA	£181.73	FRDBNS2031J__LA	£181.73	FRDBNS2031S__LA	£181.73
Double sided	1000mm	710mm	FRDBND1031I__LA	£190.24	FRDBND1031J__LA	£190.24	FRDBND1031S__LA	£190.24
Double sided	1200mm	710mm	FRDBND1231I__LA	£214.20	FRDBND1231J__LA	£214.20	FRDBND1231S__LA	£214.20
Double sided	1500mm	710mm	FRDBND1531I__LA	£220.13	FRDBND1531J__LA	£220.13	FRDBND1531S__LA	£220.13
Double sided	2000mm	710mm	FRDBND2031I__LA	£327.11	FRDBND2031J__LA	£327.11	FRDBND2031S__LA	£327.11

## BLACK POLYMER BENCHES

Single and double sided modern cloakroom benches with 5 frame colour options with black polymer slats.

- Three overall height sizes; Senior - 1840mm, Junior - 1350mm and Infant - 1150mm with three seat heights 475mm, 400mm and 350mm respectively

			Infant - 350mm Bench Height		Junior - 400mm Bench Height		Senior - 475mm Bench Height	
Type	Width	Depth	Code	Each	Code	Each	Code	Each
Single sided	1000mm	310mm	FRDBNS1031I__BP	£105.69	FRDBNS1031J__BP	£105.69	FRDBNS1031S__BP	£105.69
Single sided	1200mm	310mm	FRDBNS1231I__BP	£119.00	FRDBNS1231J__BP	£119.00	FRDBNS1231S__BP	£119.00
Single sided	1500mm	310mm	FRDBNS1531I__BP	£136.27	FRDBNS1531J__BP	£136.27	FRDBNS1531S__BP	£136.27
Single sided	2000mm	310mm	FRDBNS2031I__BP	£181.73	FRDBNS2031J__BP	£181.73	FRDBNS2031S__BP	£181.73
Double sided	1000mm	710mm	FRDBND1031I__BP	£190.24	FRDBND1031J__BP	£190.24	FRDBND1031S__BP	£190.24
Double sided	1200mm	710mm	FRDBND1231I__BP	£214.20	FRDBND1231J__BP	£214.20	FRDBND1231S__BP	£214.20
Double sided	1500mm	710mm	FRDBND1531I__BP	£220.13	FRDBND1531J__BP	£220.13	FRDBND1531S__BP	£220.13
Double sided	2000mm	710mm	FRDBND2031I__BP	£327.11	FRDBND2031J__BP	£327.11	FRDBND2031S__BP	£327.11



Please add two letter suffix in partcode in place of dashes for colour when ordering



# OVERHEAD HANGING BENCHES

## LIGHT ASH OVERHEAD HANGING BENCH

Single and Double Sided Overhead Hanging Benches with an overall height of 1840mm and a seat height of 475mm.

- Robust 50mm round Tubular Steel Frame
- Anti theft hangers not included. Order separately at time of order.

Code	Type	Width	Depth	Each
FRDGBS1037S__LA	Single sided	1000mm	385mm	<b>£338.92</b>
FRDGBS1537S__LA	Single sided	1500mm	385mm	<b>£422.17</b>
FRDGBS2037S__LA	Single sided	2000mm	385mm	<b>£581.17</b>
FRDGBD1037S__LA	Double sided	1000mm	725mm	<b>£590.14</b>
FRDGBD1537S__LA	Double sided	1500mm	725mm	<b>£727.80</b>
FRDGBD2037S__LA	Double sided	2000mm	725mm	<b>£1,005.78</b>

SG GU BK

Please add two letter suffix in partcode in place of dashes for colour when ordering

**Captive, anti theft coat hangers**  
- Order separately



Code	Type	Each
ATH	Captive Coat Hangers - Pack of 10	<b>£35.09</b>



Quantity Discounts

**Call for more info**



Single sided Black Polymer 1500mm wide overhead hanging bench



Double sided Black Polymer 2000mm wide overhead hanging bench



Single sided Light Ash 2000mm wide overhead hanging bench



Single sided Light Ash 1500mm wide overhead hanging bench



Double sided Light Ash 1500mm wide overhead hanging bench



Double sided Light Ash 2000mm wide overhead hanging bench



Captive coat hangers slide along a rail underneath the top shelf

FROM ONLY  
**£338.<sup>92</sup>**

## BLACK POLYMER OVERHEAD HANGING BENCH

Single and Double Sided Overhead Hanging Benches with an overall height of 1840mm and a seat height of 475mm.

- Robust 50mm round Tubular Steel Frame
- Anti theft hangers not included. Order separately at time of order.

Code	Type	Width	Depth	Each
FRDGBS1037S__BP	Single sided	1000mm	385mm	<b>£338.92</b>
FRDGBS1537S__BP	Single sided	1500mm	385mm	<b>£422.17</b>
FRDGBS2037S__BP	Single sided	2000mm	385mm	<b>£581.17</b>
FRDGBD1037S__BP	Double sided	1000mm	725mm	<b>£590.14</b>
FRDGBD1537S__BP	Double sided	1500mm	725mm	<b>£727.80</b>
FRDGBD2037S__BP	Double sided	2000mm	725mm	<b>£1,005.78</b>

SG GU BK

Please add two letter suffix in partcode in place of dashes for colour when ordering



Single Shoe Basket

Twin Shoe Basket

Retro fit accessory

## SHOE BASKETS

Silver grey robust shoe baskets - 295mm in height.

- Fixings NOT included
- Can provide extra space by adding shoe baskets

Type	Width	Compts	Single Shoe Basket		Compts	Twin Shoe Basket	
			Code	Each		Code	Each
Single Sided	1000mm	2	SBB10	POA	4	SBA10	POA
Single Sided	1500mm	3	SBB15	POA	6	SBA15	POA
Single Sided	2000mm	4	SBB20	POA	8	SBA20	POA
Double Sided	1000mm	4	SBB10DS	POA	8	SBA10DS	POA
Double Sided	1500mm	6	SBB15DS	POA	12	SBA15DS	POA
Double Sided	2000mm	8	SBB20DS	POA	16	SBA20DS	POA



## WALL HOOK STRIP

- Wall fixings NOT included
- Black Polymer strips are fitted with grey hooks unless stated otherwise

Code	Type	Each
FHOOK/10--	Wall Hook Strip - 5 Hooks - W1000mm	POA
FHOOK/15--	Wall Hook Strip - 8 Hooks - W1500mm	POA
FHOOK/20--	Wall Hook Strip - 10 Hooks - W2000mm	POA

BP LA Please add two letter suffix in place of dashes for wall hook back strip when ordering: Black Polymer (BP), Light Ash (LA)

## ACCESSORIES

Cloakroom bench accessories.



Code	Type	Each
ZFB	Z Floor Bracket - allows benches to be securely fixed to the floor	POA

## SPECIALIST LOCKERS

## CHARGING LOCKERS

The In Charge™ Locker range, provides a safe environment for tool batteries, mobile phones, tablets and other electronic devices.

With trailing cables, the risk of theft and health and safety issues, finding access to safe and protected power points is a common problem in today's workplace.

In Charge™ Lockers are specifically designed to help overcome this and provide a secure, easy and safe solution.

Lockers are fully portable as a single unit - simply place the unit in a convenient location, plug the unit into a power point and the lockers are ready for use.



Charging



Anti-Bacterial

Simply plug in and start using

FROM ONLY  
**£316.17**

4 Door Tool Locker



6 Door Tool Locker



8 Door Tool Locker



Each compartment is fitted with standard UK three-pin socket.



Supplied with camlock and two keys. Master key is available.



All doors are independently earthed to the locker body.



Power lead is supplied with fitted RCD plug. Supply Voltage 230v.



All In Charge lockers can be specified with sloping tops which are a great way of keeping locker areas tidy and more hygienic as they discourage users from leaving items on top of lockers.

## TOOL CHARGING LOCKERS

Each compartment fitted with single socket.

- Lockers are 1800H x 300W mm

Doors	Depth	Code	Each
4	300mm	M12214GU--00TCS	<b>£316.17</b>
6	300mm	M12216GU--00TCS	<b>£403.77</b>
8	300mm	M12218GU--00TCS	<b>£481.09</b>
4	450mm	M12514GU--00TCS	<b>£333.12</b>
6	450mm	M12516GU--00TCS	<b>£422.03</b>
8	450mm	M12518GU--00TCS	<b>£501.99</b>



Please add two letter suffix in partcode in place of dashes for colour when ordering

Need Charging lockers in a hurry? See page 56



5Door

4 Door

8 Door

## SMALL ITEM CHARGING LOCKERS

Each compartment fitted with single socket.

FROM ONLY  
**£291.49**

Doors	Height	Width	Depth	Code	Each
4	915mm	250mm	180mm	A100641P03GU--	<b>£291.49</b>
8	915mm	250mm	180mm	A100681P03GU--	<b>£393.96</b>
5	930mm	300mm	300mm	MH2215GU--00LCS	<b>£345.12</b>



Please add two letter suffix in partcode in place of dashes for colour when ordering





## SMALL ITEM LOCKERS (Non-Charging)

### LAPTOP CHARGING LOCKERS

Each compartment fitted with single socket.

- Choice of flat or sloping tops

H x W x D mm	Doors	Compartments	Flat Top	
			Code	Each
1800 x 450 x 450	1	10	M15511GU--00LCS	<b>£435.68</b>
1800 x 450 x 450	10	10	M1551TGU--00LCS	<b>£609.39</b>
930 x 450 x 450	1	5	MH5511GU--00LCS	<b>£317.57</b>
930 x 450 x 450	5	5	MH5515GU--00LCS	<b>£381.87</b>

CF GU PD RD YD

Please add two letter suffix in partcode in place of dashes for colour when ordering



Single Door  
10 Socket



10 Door 10 Socket



Supplied with camlock and two keys. Master key is available.

FROM ONLY  
**£317.57**



5 Door 5 Socket



Charging



Anti-Bacterial

Ideal for locations where items may need to be left or are not permitted.

FROM ONLY  
**£112.08**



Single 8 Door

Single 4 Door

### SMALL ITEM LOCKERS

Lockers provide secure storage for small but valuable items in public areas and throughout the working environment.

- All units are supplied with a standard camlock and are available with either solid or perforated doors and with or without sloping tops
- The locker units can be hung on walls or bolted one on top of the other and side by side to form banks of lockers
- Personal item lockers can be supplied in singles or nests of two

		Flat Top		Sloping Top	
H x W x D mm	Type	Code	Each	Code	Each
SOLID DOORS					
915 x 250 x 180	Single 4 Door	A100641A01GU--	£112.08	A100641A04GU--	£112.08
915 x 250 x 180	Single 8 Door	A100681A01GU--	£143.70	A100681A04GU--	£143.70
915 x 477 x 180	Nest of 2 - 4 Door	A100642A01GU--	£215.55	A100642A04GU--	£215.55
915 x 477 x 180	Nest of 2 - 8 Door	A100682A01GU--	£278.78	A100682A04GU--	£278.78
PERFORATED DOORS					
915 x 250 x 180	Single 4 Door	A100641A03GU--	£112.08	A100641A09GU--	£112.08
915 x 250 x 180	Single 8 Door	A100681A03GU--	£143.70	A100681A09GU--	£143.70
915 x 477 x 180	Nest of 2 - 4 Door	A100642A03GU--	£215.55	A100642A09GU--	£215.55
915 x 477 x 180	Nest of 2 - 8 Door	A100682A03GU--	£278.78	A100682A09GU--	£278.78

CF GU PD RD YD

Please add two letter suffix in partcode in place of dashes for colour when ordering

## SPECIALIST LOCKERS

## POLICE &amp; CREW LOCKERS

Police and Crew lockers are designed to accommodate uniforms and bulkier items; including a top shelf for storing hats and boots.

In the case of the Police Locker these are specifically designed to handle Airwaves, CS Canisters and Body Armour.



Supplied with camlock and two keys. Master key is available.



Quantity Discounts

Call for more info

Choice of designs to store specialist equipment



CS Canister storage

FROM ONLY  
**£160.<sup>51</sup>**



## POLICE LOCKERS CS CANISTER HOLDER

Police locker which allows visual inspection of CS Canister stored with locker.

- Internal holder for CS canister
- Tough top shelf with hanging rail beneath
- Antibacterial coated to help protect against bacteria

Code	Height	Width	Depth	Each
M1581PGU--00P1	1800mm	450mm	600mm	<b>£160.<sup>51</sup></b>
M1881PGU--00P1	1800mm	600mm	600mm	<b>£181.<sup>61</sup></b>



Please add two letter suffix in partcode in place of dashes for colour when ordering



## POLICE LOCKERS LOCKABLE CUBE

Spacious, heavy duty Police lockers offering secure storage with lockable cube.

- Separate lockable compartment
- ActiveCoat antibacterial coating helps protect against harmful bacteria
- Conforms to BS4680



FROM ONLY  
**£188.<sup>85</sup>**

Code	Height	Width	Depth	Each
M1581PGU--00P2	1800mm	450mm	600mm	<b>£188.<sup>85</sup></b>
M1881PGU--00P2	1800mm	600mm	600mm	<b>£204.<sup>51</sup></b>



Please add two letter suffix in partcode in place of dashes for colour when ordering



Airwaves Radio storage



CS Canister storage



## POLICE LOCKERS AIRWAVES &amp; CS CANISTER HOLDER

Police Lockers for secure storage of Airwaves radio and CS Canister. Airwaves radio compartment accessed separately from outside of locker.

- Internal upper shelf and hanging rail
- Top and lower air vents/visibility grids

Code	Height	Width	Depth	Each
M1581PGU--00P3	1800mm	450mm	600mm	<b>£196.<sup>68</sup></b>
M1881PGU--00P3	1800mm	600mm	600mm	<b>£212.<sup>97</sup></b>



Please add two letter suffix in partcode in place of dashes for colour when ordering



FROM ONLY  
**£151.<sup>83</sup>**

## LINK51 POLICE STANDARD LOCKERS

Heavy duty storage option available in a choice of sizes, which are designed to be robust, durable and withstand being used on a daily basis.

- Hardwearing all steel lockers that have been built to last
- Fixed and sturdy top shelf and hanging rail for easy clothes storage
- Coated in an antibacterial paint

Code	Height	Width	Depth	Each
M1581PGU--00P0	1800mm	450mm	600mm	<b>£151.<sup>83</sup></b>
M1881PGU--00P0	1800mm	600mm	600mm	<b>£171.<sup>77</sup></b>



Please add two letter suffix in partcode in place of dashes for colour when ordering



ONLY  
**£188.<sup>09</sup>**

## LINK51 CREW LOCKERS

Crew lockers are larger volume lockers ensuring ample storage space for bulky workwear, boots, equipment and personal possessions.

- Extra wide size for easy storage
- One top shelf two separate hanging
- compartments one bottom shelf
- Finished with antibacterial paint additive

Code	Height	Width	Depth	Each
M1881PGU--00C0	1800mm	600mm	600mm	<b>£188.<sup>09</sup></b>



Please add two letter suffix in partcode in place of dashes for colour when ordering





# DISPENSERS & COLLECTORS



## GARMENT DISPENSER & COLLECTORS

Garment Dispenser and Collector - 1, 5, 10, 15, 20 door lockers for dispensing & collecting garments and safety equipment.

- Coated with an antibacterial protection - for maximum hygiene
- Conforms to BS4680 specification for clothing lockers - used in the laundry and hotel industries
- All lockers are 1778H x 381W x 457D mm

Code	Type	Doors	Compartments	Each
D151801A01GU--	Collector	1	1	£129.20
D151805A01GU--	Dispenser	5	5	£189.14
D151810A01GU--	Dispenser	10	10	£238.89
D151815A01GU--	Dispenser	15	15	£301.21



Please add two letter suffix in partcode in place of dashes for colour when ordering

FROM ONLY  
**£129.<sup>20</sup>**



Collector



Dispensers



LOCKERS &  
CUPBOARDS

## LOCKER MASTER KEYS

Master Key for lockers.

- Please note these will be delivered separately (for security reasons)

Code	Each
E271	£5.12



## COMBI GARMENT DISPENSER & COLLECTOR

Compact solution to dispensing & collecting garments.

- Coated with an antibacterial protection - for maximum hygiene
- Half-height upper 'issue' door with 5 or 10 compartments.
- Lower 'collector' door with 'post slot'.
- Hooks for laundry collection sack (sack not included).
- All lockers are 1778H x 381W x 457D mm

Code	Type	Doors	Compartments	Each
DDC1805A01GU--	Dispenser and Collector	5	5	£210.51
DDC1810A01GU--	Dispenser and Collector	10	10	£275.85



Please add two letter suffix in partcode in place of dashes for colour when ordering



5 Door

10 Door



Top compartment can be opened independently of the main locker to allow clean work wear to be deposited by a laundry service



## PERSONAL WORKWEAR LOCKERS

Designed specifically to allow laundry service to deposit clean workwear without access to owners personal storage.

- Personal work wear storage locker with multiple compartments
- Double-width top shelf, shoe compartment and hanging space
- H1800mm x W380mm x D450mm

Code	Doors	Compartments	Each
M1351LGU--00PW	1	4	£166.29



Please add two letter suffix in partcode in place of dashes for colour when ordering

ONLY  
**£166.<sup>29</sup>**



## GARMENT LOCKERS

## WORKWEAR LOCKERS



## CLEAN &amp; DIRTY LOCKERS

Staff lockers with clean/dirty compartments prove invaluable when personal clothes need to be kept separate from working clothes or uniforms.

- Coated with an antibacterial protection - for maximum hygiene
- Coat rail and hook in both compartments
- Locker is 1800H x 450W x 450D mm

Code	Doors	Compartments	Each
M1551DGU-00	1	3	£121.89



Please add two letter suffix in partcode in place of dashes for colour when ordering



ONLY  
**£121.89**



## 2 PERSON LOCKERS

When space is at a premium, two person workplace lockers offer a simple solution.

- Each user has access to a hanging compartment as well as a personal items storage compartment
- One key opens both compartments
- Locker is 1800H x 450W x 450D mm

Code	Doors	Compartments	Each
M15514GU-TCL	4	4	£163.11



Please add two letter suffix in partcode in place of dashes for colour when ordering



ONLY  
**£163.11**



## UNIFORM LOCKERS

Uniform lockers with multiple inner compartments for storing work wear and personal items safely and securely.

- One double-width top shelf four right-side compartments and one main hanging section
- Locker dimensions are H1800mm x W450mm x D450mm

Code	Doors	Compartments	Each
M1551NGU-00	1	6	£138.51



Please add two letter suffix in partcode in place of dashes for colour when ordering



ONLY  
**£138.51**

## LOCK OPTIONS

When considering a lock type, you'll need to consider security, convenience, on-site management and ultimately what is best for your environment. Our range of optional locks will cover all requirements. Ring us for details and pricing.



## COIN/TOKEN RETURN LOCK

Ideal when lockers have 'shared' users. The key is released when coin (£/€) or token is inserted. Key is captive again when the door is reopened and the coin/token is returned to the user.



## COMBINATION LOCK

The 4 digit code combination lock has 10,000 possible combinations, making losing keys a thing of the past. Suitable for multi user applications. Master override key sold separately.



## COIN/TOKEN RETAIN LOCK

Generates revenue from 'shared' user lockers. The key is released when coin (£/€) or token is inserted. Key is captive again when the door is reopened. Coin/token is retained in the box.

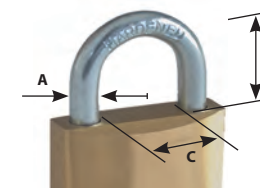


## DIGITAL COMBINATION LOCK

Simple to use, battery operated keyless lock with a choice of single or multi-user operation. Master override key supplied separately. Supplied as single user operation.

## PADLOCK SPECIFICATION

We recommend the use of padlocks with the following dimensions:



	Minimum	Maximum
Shackle Diameter (A)	6mm	7.5mm
Top Dimension (B)	19mm	25mm
Shackle Internal (C)	19mm	25mm



## STANDARD CUPBOARDS

**NEED CUPBOARDS IN A HURRY?**

**3-5 DAY  
QUICK DELIVERY**




## QUICK DELIVERY STANDARD CUPBOARDS

Range of standard cupboards with 3 point locking.

- Cupboards are 915W x 505D mm
- Doors feature 2 point locking

Code	Height	Type	Each
ZCH961CGUCF29S12	984mm	2 Full Width Shelves	<b>£216.63</b>
ZC1961CGUCF29S13	1820mm	3 Full Width Shelves	<b>£316.02</b>

Maximum order 5 cupboards.



ONLY  
**£216.63**



Blue  
(RAL 5002)



## QUICK DELIVERY HAZARDOUS SUBSTANCE CUPBOARDS

These cupboards are designed to store small amounts of flammable and /or chemical products (up to 50 litres) in work areas inside buildings. Fully welded integral sump eliminate leakage and contain spill up to 35 litres (approx).

- Three point locking
- Flush fitting handle for easier operation, eliminates risk of snagging when handling potentially hazardous substances
- Cupboards are supplied with 3 high visibility labels conforming to BS5609. Simply choose the right label for the type of substance being stored

Code	H x W x D mm	No. Shelves	Each
ZH1961HS13	1905 x 915 x 505	3	<b>£428.74</b>
ZHA961HS11	790 x 915 x 505	1	<b>£267.16</b>
ZHH961HS11	1070 x 915 x 505	1	<b>£299.45</b>
ZHH961HS12	1070 x 915 x 505	2	<b>£314.64</b>

Maximum order 5 cupboards.



Flush fitting handle for easier operation



Shelves adjustable on 25mm pitch



ZH1961HS13



ZHH961HS13



ZHA961HS11



ZHH961HS12

ONLY  
**£267.16**

For full range  
see **PAGE 40**

# STANDARD CUPBOARDS



A versatile and robust range of steel cupboards providing secure storage in the workplace. Cupboards are all available with a range of internal configurations, dependant on whether you require a small amount of larger compartments or several smaller compartments; we have the storage cabinet to meet your needs.

Finished with antibacterial technology, making them ideal in hospitals or other hygiene sensitive environments.

Vertical door stiffener for added strength.

Adjustable shelves on a 25mm vertical pitch.



**ACTIVE COAT** SHELF LOAD UP TO 45kg  
**STANDARD CUPBOARDS**

Range of standard cupboards with 3 point locking.

- Cupboards are 915W x 505D mm

FROM ONLY  
**£215.14**

Code	Height	Type	Each
CH961CGU--29S12	984mm	2 Full Width Shelves	<b>£215.14</b>
CH961CGU--29S00	984mm	No Shelves	<b>£197.61</b>
C1961CGU--29S00	1820mm	No Shelves	<b>£270.88</b>
C1961CGU--29S02	1820mm	1 Full Width Shelf, 3 Half Width Shelves and Hanging Rail	<b>£343.34</b>
C1961CGU--29S09	1820mm	Central Divider, 2 Half Width Shelves and 2 Hanging Rails	<b>£314.96</b>
C1961CGU--29S08	1820mm	Central Divider, 3 Half Width Shelves	<b>£328.84</b>
C1961CGU--29S10	1820mm	Central Divider, 5 Half Width Shelves and Hanging Rail	<b>£345.98</b>
C1961CGU--29S11	1820mm	1 Full Width Shelf and Hanging Rail	<b>£296.02</b>
C1961CGU--29S12	1820mm	2 Full Width Shelves	<b>£300.00</b>
C1961CGU--29S13	1820mm	3 Full Width Shelves	<b>£314.53</b>
C1961CGU--29S14	1820mm	4 Full Width Shelves	<b>£335.34</b>
C1961CGU--29S20	1820mm	Central Divider, 6 Half Width Shelves	<b>£355.07</b>
C1961CGU--29S21	1820mm	2 Full Height Dividers, 9 Narrow Shelves	<b>£391.14</b>
C1961CGU--29S22	1820mm	Central Divider, 4 Half Width Shelves and Hanging Rail	<b>£345.98</b>
C1961CGU--29S25	1820mm	1 Full Width Shelf, 3 Narrow Shelves and Hanging Rail	<b>£340.76</b>

**CF GU PD RD YD**

Please add two letter suffix in partcode in place of dashes for colour when ordering

## COLOURS AVAILABLE

Body

Doors

Light Grey  
(RAL 7035)

Blue  
(RAL 5002)

Light Grey  
(RAL 7035)

Dark Grey  
(BS 00A11)

Green  
(RAL 6001)

Red  
(RAL 3020)

Yellow  
(RAL 1003)



FROM ONLY  
**£234.66**

**ACTIVE COAT**



SHELF LOAD UP TO 45kg

## SECURITY CUPBOARDS

Security models have additional hasp and staple fitted to receive a padlock, padlock not included).

- Cupboards are 915W x 505D mm
- Light Grey body with choice of door colours



Code	Height	Type	Each
CH961SGU--29S12	984mm	2 Full Width Shelves	<b>£234.66</b>
C1961SGU--29S00	1820mm	No Shelves	<b>£290.41</b>
C1961SGU--29S02	1820mm	1 Full Width Shelf, 3 Half Width Shelves and Hanging Rail	<b>£362.86</b>
C1961SGU--29S11	1820mm	1 Full Width Shelf and Hanging Rail	<b>£315.57</b>
C1961SGU--29S12	1820mm	2 Full Width Shelves	<b>£319.51</b>
C1961SGU--29S14	1820mm	4 Full Width Shelves	<b>£354.86</b>
C1961SGU--29S25	1820mm	1 Full Width Shelf, 3 Narrow Shelves and Hanging Rail	<b>£360.25</b>
C1961SGU--29S13	1820mm	3 Full Width Shelves	<b>£334.04</b>

**CF GU PD RD YD**

Please add two letter suffix in partcode in place of dashes for colour when ordering

## EXTRA CUPBOARD SHELVES

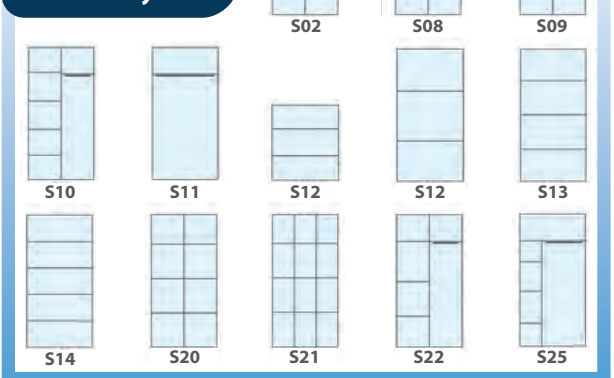
Additional cupboard shelves. Includes 4 shelf clips.

- Light grey

FROM ONLY  
**£12.27**

Code	To Suit	Width	Depth	Each
CSH86CGU	Slimline	615mm	505mm	<b>£12.27</b>
CSH96CGU	Standard	915mm	505mm	<b>£13.68</b>
CCSH481801GU	Large Volume	1219mm	457mm	<b>£16.48</b>

## Standard & Security Cupboards Internal Layouts





# LARGE VOLUME, SLIMLINE & VISION PANEL CUPBOARDS

Different width cupboards with a range of internal configurations



Large Volume C7248A3S02GU--



## LARGE VOLUME CUPBOARDS

These are the giants of our cupboard range, offering spacious storage for larger and bulky items with a footprint of 1219 x 457mm.

- Cupboards are 1830H x 1219W x 457D mm
- Adjustable shelves on a 25mm vertical pitch
- 3 point locking
- Light Grey body with choice of door colours
- Vertical door stiffening for added strength



Large Volume Lock

FROM ONLY  
**£378.23**

Code	Type	Each
C7248A3S02GU--	1 Full Width Shelf, 3 Half Widths, Divider and Hanging Rail	<b>£449.72</b>
C7248A3S09GU--	Central Divider, 2 Half Width Shelves and 2 Hanging Rails	<b>£407.85</b>
C7248A3S11GU--	1 Full Width Shelf and Hanging Rail	<b>£378.23</b>
C7248A3S12GU--	2 Full Width Shelves	<b>£381.62</b>
C7248A3S20GU--	Central Divider, 6 Half Width Shelves	<b>£448.98</b>
C7248A3S22GU--	Central Divider, 4 Half Width Shelves and Hanging Rail	<b>£441.15</b>
C7248A3S13GU--	3 Full Width Shelves	<b>£384.93</b>
C7248A3S08GU--	Central Divider and 3 Half Width Shelves	<b>£420.20</b>
C7248A3S10GU--	4 Shelves To Left Of Divider, Hat Shelf, Coat Rail On Right	<b>£436.89</b>



Please add two letter suffix in partcode in place of dashes for colour when ordering



## SLIMLINE CUPBOARDS

The practical solution where storage space is limited Slimline cupboards provide secure storage in a compact 'footprint'. Doors feature 2 point locking.

- Cupboards are 1820H x 615W x 505D mm
- Adjustable shelves on a 25mm vertical pitch
- Light Grey body with choice of door colours

ONLY  
**£218.43**

Code	Type	Each
C1861CGU--29S00	No Shelves	<b>£218.43</b>
C1861CGU--29S01	Full Width Shelf, Central Divider and 2 Hanging Rails	<b>£265.21</b>
C1861CGU--29S08	Central Divider, 3 Half Width Shelves	<b>£274.79</b>
C1861CGU--29S09	Central Divider, 2 Half Width Shelves and 2 Hanging Rails	<b>£263.16</b>
C1861CGU--29S13	3 Full Width Shelves	<b>£254.50</b>
C1861CGU--29S11	1 Shelf and Rail	<b>£237.46</b>
C1861CGU--29S10	Central Divider, Half Shelf With Rail and 4 Half Shelves	<b>£294.72</b>
C1861CGU--29S02	1 Full Width Shelf, 3 Half Shelves, Divider and Hanging Rail	<b>£284.86</b>



Please add two letter suffix in partcode in place of dashes for colour when ordering



Slimline Cupboard C1861CGU--29S02



Slimline Cupboard C1861CGU--29S02

LOCKERS &  
CUPBOARDS

## Large & Slimline Cupboard Internal Layouts



Full height



Half height

FROM ONLY  
**£374.59**



## VISION PANEL CUPBOARDS

Cupboards provide visible but secure storage suitable for most working environments to store tools, computer peripherals, electronic components and high value items. Based on the standard all-steel cupboards, with the addition of toughened polycarbonate view panels set within a steel door which has an all-round strengthened edge.

- Semi-concealed hinges
- High quality lock operating 3-point locking bars
- Shelves supported on clips, height adjustable on 25mm increments

Code	Height	Width	Depth	Each
CH9611GU--29S12	984mm	915mm	505mm	<b>£374.59</b>
C19611GU--29S13	1820mm	915mm	505mm	<b>£471.92</b>



Please add two letter suffix in partcode in place of dashes for colour when ordering

## INDUSTRIAL CUPBOARDS

## HAZARDOUS SUBSTANCE CUPBOARDS

It is essential that employers and employees comply with their legal obligations under the 'Control of Substances Hazardous to Health' (COSHH) and 'Dangerous Substances and Explosive Atmospheres Regulations 2002' (DSEAR) workplace safety regulations.




**SHELF LOAD**  
UP TO 45kg

## HAZARDOUS SUBSTANCE CUPBOARDS

Supplied with appropriate safety labelling, the highly visible yellow colour of the cupboards also ensures awareness of the potential danger of the materials stored.

- Epoxy powder coating in high-visibility yellow RAL 1003.
- Independently assessed to conform to HSG51 and SR24.
- Safety labelling in accordance with BS 5378.
- Fully welded integral sump to eliminate leakage and contain spillages up to 35ltrs (approx). Reinforced doors for added security.
- All units 790mm and above feature 3-point locking for additional security.
- Flush fitting handle for smaller cupboards under 770mm with Camlock as standard.



Flush fitting handle for easier operation; eliminates risk of snagging when handling potentially hazardous substances. Door can be closed without the key being inserted on all 790mm plus units.



Adjustable shelves to maximise space for stored material

In the event of spillage within the cupboard, it is recommended the sump is initially emptied by means of an appropriate pump and the contents disposed of correctly in accordance with the relevant waste management regulations.

Range of cabinets for the storage of small quantities of flammable or chemical products guidelines

Need HAZARDOUS CUPBOARDS in a hurry see **PAGE 51**





Supplied with three high visibility labels. Simply choose the right label for the type of substance being stored:

- Harmful materials.
- Highly flammable.
- Corrosive materials.



- Three adjustable shelves
- Three-point locking
- 1905H x 477W x 505D mm

Code	Each
H1661HYDYD29S13	£289.89



- Three adjustable shelves
- Three-point locking
- 1905H x 915W x 505D mm

Code	Each
H1961HYDYD29S13	£427.25



- One adjustable shelf
- Three-point locking
- 1070H x 477W x 505D mm

Code	Each
HH661HYDYD29S11	£200.33



- One adjustable shelf
- Three-point locking
- 1070H x 915W x 505D mm

Code	Each
HH961HYDYD29S11	£297.96



- Two adjustable shelves
- Three-point locking
- 1070H x 915W x 505D mm

Code	Each
HH961HYDYD29S12	£313.15



- One adjustable shelf
- Three-point locking
- 790H x 915W x 355D mm

Code	Each
HA931HYDYD29S11	£258.15



- One adjustable shelf
- Three-point locking
- 790H x 915W x 505D mm

Code	Each
HA961HYDYD29S11	£265.67



- One adjustable shelf
- Single-point Camlock
- 770H x 300W x 300D mm

Code	Each
HA221HYDYD00S11	£130.28



- One adjustable shelf
- Single-point Camlock
- 770H x 450W x 300D mm

Code	Each
HA521HYDYD00S11	£140.93



- One adjustable shelf
- Single-point Camlock
- 770H x 450W x 450D mm

Code	Each
HA551HYDYD00S11	£158.17



- No shelf
- Single-point Camlock
- 595H x 450W x 300D mm

Code	Each
HQ521HYDYD00S00	£102.26

## INDUSTRIAL CUPBOARDS

## WORKSTATIONS

Used in a wide range of environments such as warehouses, factory floors, workshops and garages. These workstations offer a compact design and higher work surface, enabling employees to use them comfortably whilst standing.

Strong robust construction with adjustable shelves, reinforced doors and lockable drawers.

ActiveCoat anti-bacterial finish making them ideal for food processing and hygiene sensitive environments.



Sloping top makes writing easier



FROM ONLY  
**£262.64**

Drawer and door keys are paired

Adjustable shelves carry 85kg UDL



SHELF LOAD  
UP TO 65g

### STANDARD LOCKABLE WORKSTATION CUPBOARD

Classic heavy duty workstation, is ideal for tough working environments. With a choice of additional drawer and shelves this is a truly versatile workstation sure to help productivity.

- Supplied with 2 adjustable shelves
- Additional second drawer can be ordered separately
- Three point locking for added security
- H1210 x W920 x D450mm

Code	Each
WSST--	<b>£262.64</b>



Please add two letter suffix in place of dashes for colour when ordering



SHELF LOAD  
UP TO 65g

### STANDARD OPEN FRONT WORKSTATION CUPBOARD

A convenient standing work space at 1210mm high with an open front for quick or shared access to built-in storage. Coated with Activecoat to minimise the spread of bacteria and microbes.

- Supplied with 2 adjustable shelves
- Lockable drawers available, order separately
- Silver grey finish
- H1210 x W920 x D450mm

Code	Each
WSOP	<b>£238.07</b>

FROM ONLY  
**£238.07**



SHELF LOAD  
UP TO 65g

### MEDICAL WORKSTATION CUPBOARD

A highly visible and practical Medical Workstation designed to meet the storage needs of a variety of first aid equipment. White finish with Activecoat to minimise the spread of bacteria and microbes.

- Optional drawers available separately
- Supplied with 2 adjustable shelves
- Three point locking for added security
- H1210 x W920 x D450mm

Code	Each
WSMEDWH	<b>£289.30</b>

FROM ONLY  
**£289.30**



SHELF LOAD  
UP TO 65g

### PPE WORKSTATION CUPBOARD

A specially designed PPE Workstation to cater for the mandatory storage provision of personal safety equipment. Coated with Activecoat to minimise the spread of bacteria and microbes.

- Optional drawers available separately
- Supplied with 2 adjustable shelves
- Blue doors with silver grey body
- Three point locking for added security
- H1210 x W920 x D450mm

Code	Each
WSPPEBL	<b>£289.30</b>

FROM ONLY  
**£289.30**



### WORKSTATION CUPBOARD ACCESSORIES

Lockable drawers designed to fit Standard, Medical and PPE Workstations.

Code	Each
WDR--	<b>£17.46</b>



Please add two letter suffix in place of dashes for colour when ordering





SHELF LOAD  
UP TO 65g**INFORMATION WORKSTATION**

Workstation with dry wipe/magnetic message back board; ideal for meeting rooms and work areas where people need to exchange and develop ideas and discuss on-going issues. Additional drawer available to customise this workstation to suit your specific needs.

- Supplied with 2 adjustable shelves
- Silver grey body with choice of door colours
- H1970 x W965 x D460mm
- Three point locking for added security

FROM ONLY  
**£364.87**

Code	Each
WSWB--	£364.87

BL RD GN YW SG WH BK

Please add two letter suffix in place of dashes for colour when ordering

Ideal for warehouses,  
factory floors, workshops  
and garages

SHELF LOAD  
UP TO 65g**QUALITY WORKSTATION WITH FILE HOLDER**

Workstation with dry wipe/magnetic message back board; ideal for meeting rooms and work areas where people need to exchange and develop ideas and discuss on-going issues. Additional drawer available to customise this workstation to suit your specific needs.

- Supplied with 2 adjustable shelves
- Silver grey body with choice of door colours
- H1970 x W965 x D460mm
- Three point locking for added security

FROM ONLY  
**£452.89**

Code	Each
WSBSH--	£452.89

BL RD GN YW SG WH BK

Please add two letter suffix in place of dashes for colour when ordering

SHELF LOAD  
UP TO 65g**COMPACT COMPUTER WORKSTATION**

For securing IT equipment on the shop floor. CPU and printer can be stored in the main body. Pierced on the rear to allow cable access.

- Supplied with 1 adjustable shelf
- Silver grey body with choice of door colours
- H950 x W650 x D620mm
- Two point locking for added security

FROM ONLY  
**£320.50**

Code	Each
WSCUP--	£320.50

BL RD GN YW SG WH BK

Please add two letter suffix in place of dashes for colour when ordering

SHELF LOAD  
UP TO 65g**COMPUTER WORKSTATION**

Allows the monitor and keyboard to be locked away. Screen compartment is 425H x 520W x 450Dmm. Keyboard sits on pullout telescopic shelf while CPU and printer can be stored in the main body. Pierced on the rear to allow cable access.

- Supplied with 1 adjustable shelf
- Silver grey body with choice of door colours
- H1600 x W650 x D620mm
- Two point locking for added security

ONLY  
**£417.97**

Code	Each
WSCOM--	£417.97

BL RD GN YW SG WH BK

Please add two letter suffix in place of dashes for colour when ordering



## INDUSTRIAL CUPBOARDS

## LOUVRE PANEL CUPBOARDS WITH LINBINS

This is a toughened steel grey cupboard, that comes complete with a rear fitted louvre panel, along with shelves to provide storage of small parts.

Very popular in the automotive industry and when the small parts are valuable and need some additional security. Re-enforced doors and 3-point locking add a greater level of security.



Ideal solution to stowing away small parts easily and safely



## HALF HEIGHT LOUVRE PANEL CUPBOARDS WITH LINBINS

- H984mm x W915mm x D505mm


No. Shelves	Grey Linbins		Coloured Linbins	
	Code	Each	Code	Each
1	VECPKH1GRGU	£584.83	VECPKH1COLGU	£584.83
0	VECPKH2GRGU	£507.70	VECPKH2COLGU	£507.70
1	VECPKH3GRGU	£599.50	VECPKH3COLGU	£599.50
0	VECPKH4GRGU	£599.50	VECPKH4COLGU	£599.50



## VECPKH1COLGU

Cupboard contains the following Linbins in a range of mixed colours or all grey.

- Size 2 x 14 - 75H x 105W x 135Dmm
- Size 3 x 7 - 75H x 105W x 190Dmm
- Size 4 x 5 - 130H x 140W x 210Dmm
- Size 7 x 4 - 180H x 210W x 375Dmm
- Size 8 x 2 - 180H x 420W x 375Dmm



## VECPKH2COLGU

Cupboard contains the following Linbins in a range of mixed colours or all grey.

- Size 2 x 14 - 75H x 105W x 135Dmm
- Size 3 x 14 - 75H x 105W x 190Dmm
- Size 4 x 10 - 130H x 140W x 210Dmm
- Size 6 x 4 - 180H x 210W x 280Dmm



## VECPKH4COLGU

Cupboard contains the following Linbins in a range of mixed colours or all grey.

- Size 2 x 14 - 75H x 105W x 135Dmm
- Size 3 x 14 - 75H x 105W x 190Dmm
- Size 4 x 5 - 130H x 140W x 210Dmm
- Size 6 x 4 - 180H x 210W x 280Dmm
- Size 7 x 4 - 180H x 210W x 375Dmm



## VECPKH3COLGU

Cupboard contains the following Linbins in a range of mixed colours or all grey.

- Size 2 x 14 - 75H x 105W x 135Dmm
- Size 3 x 7 - 75H x 105W x 190Dmm
- Size 4 x 5 - 130H x 140W x 210Dmm
- Size 6 x 4 - 180H x 210W x 280Dmm
- Size 7 x 4 - 180H x 210W x 375Dmm

FROM ONLY  
**£526.39**



FROM ONLY  
**£351.29**



## EMPTY HALF HEIGHT LOUVRE PANEL CUPBOARDS

- H984mm x W915mm x D505mm

Code	No. Shelves	Each
CH961LGUGU29S00	0	£351.29
CH961LGUGU29S11	1	£361.20



## EMPTY FULL HEIGHT LOUVRE PANEL CUPBOARDS

- H1820mm x W915mm x D505mm

Code	No. Shelves	Each
C1961LGUGU29S11	1	£526.39
C1961LGUGU29S12	2	£549.51





VECPKT1COLGU

**VECPKT1COLGU**

Cupboard contains the following Linbins in a range of mixed colours or all grey.

- Size 2 x 14 - 75H x 105W x 135Dmm
- Size 3 x 28 - 75H x 105W x 190Dmm
- Size 4 x 15 - 130H x 140W x 210Dmm
- Size 6 x 4 - 180H x 210W x 280Dmm
- Size 7 x 4 - 180H x 210W x 375Dmm
- Size 8 x 2 - 180H x 420W x 375Dmm



VECPKT2COLGU

**VECPKT2COLGU**

Cupboard contains the following Linbins in a range of mixed colours or all grey.

- Size 3 x 14 - 75H x 105W x 190Dmm
- Size 4 x 20 - 130H x 140W x 210Dmm
- Size 6 x 8 - 180H x 210W x 280Dmm
- Size 7 x 8 - 180H x 210W x 375Dmm

**VECPKT4COLGU**

Cupboard contains the following Linbins in a range of mixed colours or all grey.

- Size 2 x 14 - 75H x 105W x 135Dmm
- Size 3 x 28 - 75H x 105W x 190Dmm
- Size 4 x 20 - 130H x 140W x 210Dmm
- Size 7 x 4 - 180H x 210W x 375Dmm
- Size 8 x 2 - 180H x 420W x 375Dmm

**LINBINS**

VECPKT3COLGU



VECPKT4COLGU

**VECPKT5COLGU**

Cupboard contains the following Linbins in a range of mixed colours or all grey.

- Size 3 x 14 - 75H x 105W x 190Dmm
- Size 4 x 20 - 130H x 140W x 210Dmm
- Size 6 x 8 - 180H x 210W x 280Dmm
- Size 7 x 4 - 180H x 210W x 375Dmm
- Size 8 x 2 - 180H x 420W x 375Dmm

FROM ONLY  
**£766.14**

**FULL HEIGHT LOUVRE PANEL CUPBOARDS WITH LINBINS**

- H1820mm x W915mm x D505mm

No. Shelves	Grey Linbins		Coloured Linbins	
	Code	Each	Code	Each
2	VECPKT1GRGU	<b>£918.22</b>	VECPKT1COLGU	<b>£918.22</b>
2	VECPKT2GRGU	<b>£780.67</b>	VECPKT2COLGU	<b>£826.41</b>
1	VECPKT3GRGU	<b>£811.88</b>	VECPKT3COLGU	<b>£811.88</b>
1	VECPKT4GRGU	<b>£814.53</b>	VECPKT4COLGU	<b>£766.14</b>
1	VECPKT5GRGU	<b>£840.64</b>	VECPKT5COLGU	<b>£840.64</b>

## INDUSTRIAL CUPBOARDS

## CUPBOARDS WITH LINBINS

Tough steel UK made cupboards with a choice of blue or grey doors. Cupboards come with Linbins or Lintrays to provide a secure and clean environment in the workshop, warehouse, storeroom or office for small parts storage.

Shelves have a load of 65kg and extra shelves are available.

Remember other door and bin colours are possible. Please phone to discuss your requirements.



LOCKERS &amp; CUPBOARDS



COMPLETE WITH  
BINS FROM  
**£448.50**



SHELF LOAD  
65kg

### HALF HEIGHT CABINETS WITH 20 BLUE LINTRAYS

20 of VTOPK3 Lintrays measuring H115mm x W188mm x D400mm each.

- H1015mm x W915mm x D460mm

Code	Linbin Colours	No. Shelves	Each
VECPK7BL		4	<b>£448.50</b>

LINBINS™



COMPLETE WITH  
BINS FROM  
**£404.90**



COMPLETE WITH  
BINS FROM  
**£419.40**



SHELF LOAD  
65kg

### HALF HEIGHT CABINETS WITH 16 SIZE 7 LINBINS

16 x Size 7 Linbins measuring H180mm x W 210mm x D375mm each.

- H1015mm x W915mm x D460mm

Code	Linbin Colours	No. Shelves	Each
VECPKDBLK		3	<b>£428.01</b>
VECPKDBLKB		3	<b>£425.38</b>
VECPKDBL		3	<b>£419.40</b>
VECPKDGR		3	<b>£422.74</b>



SHELF LOAD  
65kg

### HALF HEIGHT CABINETS WITH 8 x SIZE 7 AND 4 x SIZE 8 LINBINS

8 x Size 7 Linbins measuring H180mm x W 210mm x D375mm each and 4 x Size 8 Linbins measuring H180mm x W420mm x D375mm each.

- H1015mm x W915mm x D460mm

Code	Linbin Colours	No. Shelves	Each
VECPKEBLK		3	<b>£405.34</b>
VECPKEBLKY		3	<b>£408.07</b>
VECPKEBL		3	<b>£405.43</b>
VECPKEBLY		3	<b>£404.90</b>
VECPKEGR		3	<b>£405.43</b>



COMPLETE WITH  
BINS FROM  
**£581.02**



SHELF LOAD  
65kg

### FULL HEIGHT CABINETS WITH 28 x SIZE 7 LINBINS

28 x Size 7 Linbins measuring H180mm x W 210mm x D375mm each.

- H1830mm x W915mm x D460mm

Code	Linbin Colours	No. Shelves	Each
VECPKABLK		6	<b>£588.93</b>
VECPKABL		6	<b>£581.02</b>
VECPKAGR		6	<b>£581.02</b>



COMPLETE  
CUPBOARDS FROM  
**£521.71**



SHELF LOAD  
65kg

### FULL HEIGHT CABINETS WITH 14 SIZE 8 LINBINS

14 x Size 8 Linbins measuring H180mm x W420mm x D375mm each.

- H1830mm x W915mm x D460mm

Code	Linbin Colours	No. Shelves	Each
VECPKCBLK		6	<b>£521.71</b>
VECPKCBLYEBLK		6	<b>£527.15</b>
VECPKCBL		6	<b>£521.71</b>
VECPKCGR		6	<b>£529.88</b>

COMPLETE  
CUPBOARDS FROM  
**£563.71**



SHELF LOAD  
65kg

### FULL HEIGHT CABINETS WITH 20 x SIZE 7 & 4 x SIZE 8 LINBINS

20 x Size 7 Linbins measuring H180mm x W210mm x D375mm each and 4 x Size 8 Linbins measuring H180mm x W420mm x D375mm each.

- H1830mm x W915mm x D460mm

Code	Linbin Colours	No. Shelves	Each
VECPKBBLK		6	<b>£567.05</b>
VECPKBBLKB		6	<b>£564.41</b>
VECPKBBL		6	<b>£564.50</b>
VECPKBBLYE		6	<b>£563.71</b>
VECPKBGR		6	<b>£564.50</b>



**INDUSTRIAL UTILITY CUPBOARDS**

These units provide practical storage space in environments such as kitchens, schools and offices. These Industrial Utility Cupboards are manufactured from robust, high quality plastic and anti-wear steel hinges provide a snap closure for easy use.

- Ideal for many different applications
- Hygienic and easy to clean
- Anti-wear steel hinges provide a snap closure



CLD084D



CLT084T

**INFORMATION**

CLD163U Utility Cupboard offers 3 half shelves providing space for storing longer goods such as mops, brushes or vacuums

**INDUSTRIAL UTILITY CUPBOARDS**

With different door types and number of shelves we have the cupboard to suit your needs; whether that be for kitchens, cafetrias, schools, offices etc



CLD1634



CLD163U



CLD163T

LOCKERS &  
CUPBOARDS



Code	Description	Size H x W x D mm	Each
CLD084D	Compact Cupboard with Double Doors & 1 Shelf	840 x 680 x 370	<b>£91.50</b>
CLT084T	Compact Cupboard with Triple Doors & 1 Shelf	840 x 1020 x 370	<b>£136.70</b>
CLD1634	Large Cupboard with Double Doors & 3 Shelves	1630 x 680 x 370	<b>£151.95</b>
CLD163T	Large Cupboard with Triple Doors & 3 Shelves	1630 x 1020 x 370	<b>£217.20</b>
CLD163U	Utility Cupboard with Double Doors & 3 Half Shelves	1630 x 680 x 370	<b>£152.80</b>

## LINBINS

## LINBIN PLASTIC CONTAINERS

## THE BRAND

that stands for quality and value

We are the manufacturers of the Original **LINBIN**, and they are produced by our technicians in Leicester, UK. If it says **LINBIN** on the side, then you're assured of quality.

We offer next day delivery on all **LINBINS**, in all colours and sizes and we are able to produce bespoke colours and additives for specialist use.

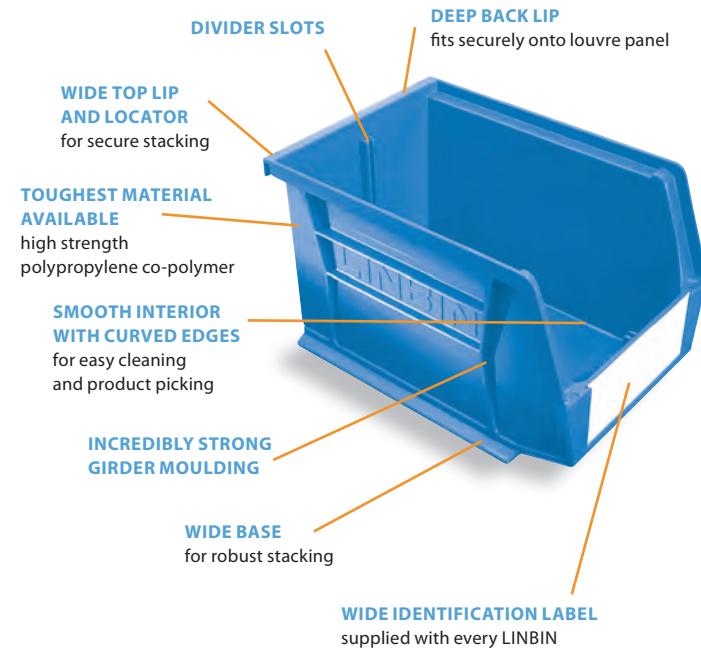
Our **LINBINS** are compatible with a wide range of storage systems to make the most of your space.

## Did you know?

- There is a 100% recycled **LINBIN** range
- The **CLEAR LINBIN** now has an anti-bacterial additive as standard
- We have a new **NEON LINBINS** range ideal for homes and schools

## LINBINS Size Chart

Linbin Size	Height	Width	Depth	Load Capacity – Fixed To Louvre Panel	Load Capacity – Stacked	LBU
2	75mm	105mm	135mm	4.5kg	9kg	1
3	75mm	105mm	190mm	4.5kg	13.5kg	1
4	130mm	140mm	210mm	13.5kg	27kg	2
5	130mm	140mm	280mm	13.5kg	27kg	2
6	180mm	210mm	280mm	22.5kg	27kg	4
7	180mm	210mm	375mm	22.5kg	36kg	4
8	180mm	420mm	375mm	27kg	54kg	8
9	230mm	210mm	455mm	27kg	68kg	5
10	295mm	420mm	455mm	27kg	68kg	12



LINBINS™

## LINBIN Dividers


Dividers create even more picking space for multiple items while still using the same space.

Code	For Linbin Size	Pack Qty	Each
VDKP2	2	20	£14.42
VDKP3	3	20	£17.66
VDKP4	4	20	£29.51
VDKP5	5	10	£14.70
VDKP6	6	10	£23.16
VDKP7	7	5	£13.20
VDKP8	8	5	£13.20
VDKP10	10	3	£19.25

- Available for all LINBINS with the exception of Size 9
- Size 8 and 10 take 3 dividers

Quantity Discounts

Call for more info

FROM ONLY  
**72p EACH**



## LINBIN PLASTIC CONTAINERS

**THE ORIGINAL**  
open fronted small  
parts storage and  
components bin.  
Available in standard  
grey and 4 primary  
colours for effective  
colour coding.

- Made from premium quality polypropylene
- Can be used as an all purpose plastic container
- Strong enough to stack: reinforced ribbing gives it strength and rigidity
- 9 sizes in 5 colours
- A full width lip gives increased strength and stability when used on a louvre panel
- Each box of bins comes complete with labels
- Dividers available separately to provide smaller picking spaces



**LINBINS™**

Containers can be shelved, stacked or hung onto louvred panels

FROM ONLY  
**£1.40 EACH**



STORAGE  
CONTAINERS



### COLOURED LINBINS

Code	Code	Size	Height	Width	Depth	Pack Qty	Each
VPK02--	VPK02--	2	75mm	105mm	135mm	20	<b>£27.89</b>
VPK03--	VPK03--	3	75mm	105mm	190mm	20	<b>£35.16</b>
VPK04--	VPK04--	4	130mm	140mm	210mm	10	<b>£34.37</b>
VPK05--	VPK05--	5	130mm	140mm	280mm	10	<b>£50.25</b>
VPK06--	VPK06--	6	180mm	210mm	280mm	10	<b>£89.16</b>
VPK07--	VPK07--	7	180mm	210mm	375mm	10	<b>£91.80</b>
VPK08--	VPK08--	8	180mm	420mm	375mm	5	<b>£74.49</b>
VPK09--	VPK09--	9	230mm	210mm	455mm	5	<b>£93.54</b>
VPK10--	VPK10--	10	295mm	420mm	455mm	3	<b>£75.07</b>

BL RD YE GN GR

Please add suffix when ordering: Red (RD), Blue (BL), Green (GN), Yellow (YE) or Grey (GR)



## LINBINS

## ECONOMY RECYCLED LINBINS

## Our MOST ECONOMICAL small parts bin

Our black recycled LinbinS are made of 100% recycled material. Quality is not compromised and you can expect the same functionality from this economical range, used individually, stacked, hung from louvre panels, on shelving, or in any cupboard.

- Manufactured from recycled tough polypropylene for long life
- Stacking bins with reinforced ribs to avoid distortion or weakness
- The full width lip can be hung from louvre panels
- Labels supplied at no extra charge
- Trolleys, freestanding panels, wall mounted panels, cabinet
- and shelf kits are all available as part of the Linbin range

Environmentally friendly small parts storage containers

Quantity Discounts

Call for more info



Code	Size	Height	Width	Depth	Pack Qty	LBU	Each
VPK02BLK	2	75mm	105mm	135mm	20	1	£26.04
VPK03BLK	3	75mm	105mm	190mm	20	1	£30.25
VPK04BLK	4	130mm	140mm	210mm	10	2	£29.29
VPK05BLK	5	130mm	140mm	280mm	10	2	£48.42
VPK06BLK	6	180mm	210mm	280mm	10	4	£80.92
VPK07BLK	7	180mm	210mm	375mm	10	4	£94.44
VPK08BLK	8	180mm	420mm	375mm	5	8	£71.77
VPK09BLK	9	230mm	210mm	455mm	5	5	£101.17
VPK10BLK	10	295mm	420mm	455mm	3	12	£60.90

FROM ONLY  
**£1.30 EACH**

## ANTI-BACTERIAL CLEAR LINBINS

Our antibacterial clear Linbins are designed for specialist use in hygiene sensitive zones.

The antibacterial additive minimises the spread of germs and diseases.

Made from the same quality materials and with the same capacities as our classic Linbins, you are assured of a tough, durable storage solution.

- A favourite in schools, hospitals, and surgeries
- Also popular with mobile health units and ambulances
- Often used in kitchens and areas where food is present
- Often sold with shelving and cupboards, which also has been coated with antibacterial additive

## PERFECT FOR:

- ✓ HOSPITALS
- ✓ DENTISTS
- ✓ AMBULANCE UNITS
- ✓ MOBILE MEDICAL CENTRES
- ✓ SMALL STOCK ROOMS

FROM ONLY  
**£4.37 EACH**



Code	Size	Height	Width	Depth	Pack Qty	LBU	Each
VPK02CLH	2	75mm	105mm	135mm	20	1	POA
VPK04CLH	4	130mm	140mm	210mm	10	2	£43.73
VPK06CLH	6	180mm	210mm	280mm	10	4	£112.46
VPK08CLH	8	180mm	420mm	375mm	5	8	£106.00

LINBINS





## NEON PLASTIC CONTAINERS

### Contemporary **BRIGHT COLOURS** for the home, school or funky office!

- Available in 5 Neon colours
- Currently available in 4 popular sizes
- Still can be purchased with louvre panels, shelving and cupboards
- Labels supplied at no extra charge

The new **NEON** range brings a modern look **LINBIN** for home, school and office. Also great for front of house retail or any branded area. **Incorporating the quality you would expect from the LINBIN brand.**



STORAGE  
CONTAINERS



#### NEON LINBINS

Code	Size	Height	Width	Depth	Pack Qty	LBU	Each
VPK05--	5	130mm	140mm	280mm	10	2	£49.68
VPK06--	6	180mm	210mm	280mm	10	4	£85.29
VPK07--	7	180mm	210mm	375mm	10	4	£101.08
VPK08--	8	180mm	420mm	375mm	5	8	£78.78

LM OR PK CY PR

Please add a suffix in place of dashes for colour when ordering.  
Note: packs are in quantities stated – one colour per pack.


For full range of  
LOUVRE PANELS  
see **PAGE 70**

## LINTRAYS

## STANDARD &amp; ESD LINTRAY STORAGE

Lintrays are particularly designed for shelving cabinets and storage systems. This product is popular in the electronic and automotive industries. The Lintray comes with features that ensures greater productivity, with quick stock access and improved work safety.

- End stops fit to the back of the trays and keep the tray at the optimum angle for picking
- Index cards at the back of the trays, as well as the front, to make stock picking quick and accurate
- 500mm trays can be divided, to provide up to 9 individual compartments
- Each pack of Lintrays comes with 40 labels




LINBINS™

Quantity Discounts

Call for  
more info

## LINTRAY

Blue plastic.



Height	Width	Depth	Pack Qty	Code	Each
80mm	94mm	400mm	20	VT0PK1	£104.68
80mm	188mm	400mm	10	VT0PK2	£63.15
115mm	188mm	400mm	10	VT0PK3	£96.95
80mm	94mm	500mm	20	VT0PK4	£108.13
80mm	188mm	500mm	10	VT0PK5	£69.59
115mm	188mm	500mm	10	VT0PK6	£106.13

## ESD LINTRAY

Black plastic.



Height	Width	Depth	Pack Qty	Code	Each
80mm	94mm	400mm	20	ET0PK1	POA
80mm	188mm	400mm	10	ET0PK2	POA
115mm	188mm	400mm	10	ET0PK3	POA
80mm	94mm	500mm	20	ET0PK4	POA
80mm	188mm	500mm	10	ET0PK5	POA
115mm	188mm	500mm	10	ET0PK6	POA

## LINTRAY DIVIDERS

Dividers designed to fit Lintrays for further segmenting.

- 400mm deep trays have provision for 6 dividers, giving up to 7 separate storage compartments
- 500mm trays can be divided, to provide up to 9 individual compartments.

Code	To Fit Lintray	Pack Qty	Each
VTPART1	VT0PK1 / VT0PK4	20	£10.94
VTPART2	VT0PK2 / VT0PK5	10	£9.23
VTPART3	VT0PK3 / VT0PK6	10	£9.10



## ESD LINTRAY DIVIDERS

Dividers designed to fit Lintrays for further segmenting.

- 400mm deep trays have provision for 6 dividers, giving up to 7 separate storage compartments
- 500mm trays can be divided, to provide up to 9 individual compartments.

Code	To Fit Lintray	Pack Qty	Each
ETPART1	ET0PK1 / ET0PK4	20	POA
ETPART2	ET0PK2 / ET0PK5	10	POA
ETPART3	ET0PK3 / ET0PK6	10	POA



## LINBIN & LOUVRE PANEL KITS

Make the most of your wall space. Design an ergonomic solution. Wall mounted louvre panels provide a valuable and versatile storage unit for the home and the workplace. Panels are made from pressed steel and finished in grey epoxy powder coating as standard.

- Available in three sizes: Small (450mm), Medium (900mm), Large (1400mm)
- Bins available in Blue, Red, Grey and Black

Make the most of your available wall space - putting your small parts tidily where you need them

### SMALL PANEL AND LINBINS

Choice of bin sizes and colours to meet your specific needs.

- Panel size 450H x 500W mm
- Light Grey louvre panel

Code	No. of Linbins	In Sizes	Colour	Height	Width	Each
VWPKA--	16	2		450mm	500mm	£42.05
VWPKB--	16	3		450mm	500mm	£49.32

Please add suffix when ordering: Blue (BL), Black (BLK), Grey (GR) or Red-Blue (COL)

COMPLETE KITS  
FROM ONLY  
**£42.05**

### MEDIUM PANEL AND LINBINS

Choice of bin sizes and colour combinations to meet your specific needs.

- Panel size 900H x 500W mm
- Light Grey louvre panel

Code	No. of Linbins	In Sizes	Colour	Height	Width	Each
VWPKC--	25	4, 2		900mm	500mm	£82.78
VWPKD--	25	5, 3		900mm	500mm	£105.93

Please add suffix when ordering: Blue (BL), Black (BLK), Grey (GR) or Red-Blue (COL)

COMPLETE KITS  
FROM ONLY  
**£82.78**

**LINBINS™**

### LARGE PANEL AND LINBINS

18 x Size 4 Linbins measuring H130mm x W140mm x D210mm each and 9 x Size 5 Linbins measuring H130mm x W140mm x D280mm each.

- Panel size 1400H x 500W mm

Code	No. of Linbins	In Sizes	Colour	Height	Width	Each
VWPKF--	27	4, 5		1400mm	500mm	£160.27

Please add suffix when ordering: Blue (BL), Black (BLK), Grey (GR) or Red-Blue (COL)

COMPLETE KIT  
ONLY  
**£160.27**

STORAGE  
CONTAINERS

## SMALL PARTS STORAGE

## ECONOMY SHELVING BAYS WITH LINBINS



## STANDARD DUTY SHELVING AND RECYCLED LINBINS

A boltless shelving system that is easily built by tapping together with a mallet. This cost effective shelving solution comes complete with recycled Linbins. It is ideal for storerooms, offices, retail areas, garages and in schools.

- 15mm chipboard shelves
- 150kg UDL per shelf (uniformly distributed load)
- Comes with Size 5 Linbins
- H130mm x W140mm x D280mm



RECYCLED LINBIN

For full range of  
recycled LINBINS  
see **PAGE 64**

Code	Height	Width	Depth	No. of Linbins	Each
VLBK1BLK	1980mm	900mm	300mm	72	<b>£415.64</b>
VLBK2BLK	915mm	900mm	300mm	36	<b>£194.46</b>

ONLY  
**£194.46**

ONLY  
**£415.64**



36 LINBINS

72 LINBINS

**LINBINS™**

Quantity Discounts

Call for  
more info



40 LINBINS

50 LINBINS

70 LINBINS



## STANDARD DUTY SHELVING AND GREY LINBINS

Our Standard Duty adjustable shelving is built and designed in our factories in the UK. Easy to build boltless assembly with Grey Industrial Linbins - simply tapped together with a mallet. It's strong too; each shelf can take up to 360kg UDL (uniformly distributed load). Open all sides gives unrestricted access.

- 18mm FSC certified chipboard shelves for additional strength
- Steel feet for floor fixing and protection
- Up to 360kg UDL per shelf (uniformly distributed load)
- Comes with Size 7 LinbinS (H180mm x W210mm x D375mm)



GREY INDUSTRIAL LINBIN

COMPLETE BAYS  
FROM  
**£493.30**

Code	Height	Width	Depth	No. of Linbins	Each
VSLK1GR	1980mm	900mm	450mm	40	<b>£493.30</b>
VSLK2GR	1980mm	1200mm	450mm	50	<b>£619.01</b>
VSLK3GR	1980mm	1500mm	450mm	70	<b>£827.48</b>






# LOUVRE PANELS & LINBIN STORAGE SOLUTION

## What you need to know

- Each LINBIN size will require a certain amount of space on a louvre panel. This is called the LINBIN Unit (LBU).
- The number of LINBINS each panel can accommodate is called the LINBIN Unit Capacity (LBUC).
- Adding together the LINBIN Unit values, should match the LINBIN Unit Capacity, to utilise the full space available.

Example: VLP 1 Panel = total 16 LBUC:

	4 x Size 2 (total 4 LBU)
	4 X Size 3 (total 4 LBU)
	2 x Size 6 (total 8 LBU)
	8 x LBU 1 = 8
	2 x LBU 4 = 8
	<b>Total LBU 16</b>

### EXAMPLE

On a louvre panel with a LBUC of 16 (Code: VLP1) you can fit:  
 8 Size 2 or Size 3 Linbins as they have an LBU of 1 = 8 LBU  
 2 Size 6 Linbins as they have an LBU of 4 = 8 LBU

## LINBINS™

Wall mounted louvre panels provide a valuable and versatile storage unit.

Fixing holes are positioned so they can be interlinked, for a continuous run. They are often used for bench ends, sides of desks and even backs of doors.


- Made from pressed steel for durability
- Epoxy powder coated paint gives a smart appearance
- Suitable for walls, desks, workbenches and doors



STORAGE  
CONTAINERS

## SMALL PARTS STORAGE

## HOW TO SPECIFY YOUR LOUVRE PANEL &amp; LINBINS

STORAGE  
CONTAINERS

## 1 Choose your louvre panel

## COLOURED WALL LOUVRE PANELS

Wall Mounted Louvre Panels provide a valuable and versatile storage unit. Made from pressed steel and finished in either grey or blue epoxy powder coating, they give a durable and smart appearance. Fixing holes are positioned, so they can be interlinked for a continuous run. They are often used for bench ends, sides of desks and even backs of doors.

- Available in Four Sizes in grey or blue
- Made from pressed steel for durability
- Epoxy Powder Coated Paint gives a smart appearance

Code	LBUC**	Height	Width	Pack Qty	Each
VLP1--	16	450mm	500mm	1	<b>£14.16</b>
VLP2--	32	900mm	500mm	1	<b>£20.52</b>
VLP3--	52	1400mm	500mm	1	<b>£25.41</b>
VLP4--*	68	1800mm	500mm	1	<b>£40.56</b>

BL GR

Please add suffix when ordering: Blue (BL) or Grey (GR)

\* Made up of 2 x 900 x 500mm panels

\*\* LINBIN Unit Capacity - see page 68



## 2 Choose your LINBINS

Code	*LBU	SIZE	Height	Width	Depth	Pack Qty	Max load on the panel (Kg)
VPK02	1	2	75mm	105mm	135mm	20	4.5
VPK03	1	3	75mm	105mm	190mm	20	4.5
VPK04	2	4	130mm	140mm	210mm	10	13.5
VPK05	2	5	130mm	140mm	280mm	10	13.5
VPK06	4	6	180mm	210mm	280mm	10	22.5
VPK07	4	7	180mm	210mm	375mm	10	22.5
VPK08	8	8	180mm	420mm	375mm	5	27
VPK09	5	9	230mm	210mm	455mm	5	27
VPK10	12	10	295mm	420mm	455mm	3	45.5

\* LINBIN Unit - see page 69



## WELDED SPIGOTS

The ideal solution to hanging awkward shaped products or items on a louvre panel

- Welded spigots with 16swg plate and (16mm) square tube or (12.7mm) dia. round tube. Zinc plated.
- Use with Linbins for hanging products like scissors and small tools on a louvre panel

Code	Length	Capacity	Type	Each
WLS1	150mm	10kg	16mm square	<b>£2.77</b>
WLS2	300mm	5kg	16mm square	<b>£8.22</b>
WLS3	150mm	9kg	12.7mm diameter	<b>£2.73</b>
WLS4	300mm	2kg	12.7mm diameter	<b>£3.00</b>



## MOBILE LOUVRE PANEL UNITS

Easy to use for moving stock to and from production lines, for mobile picking areas, additional capacity alongside a workbench and temporary storage locations

- Freestanding for ease and flexibility of use
- Strong and durable all steel panel and base
- Epoxy powder coated finished with grey panels and blue stands
- Comes with 2 braked castors as standard
- Available as a double sided unit
- Different number of Linbin combinations of size and colour



FROM ONLY  
**£764.13**



### LOUVRE PANEL TROLLEY WITH 72 LINBINS

Code	Height	Width	Trolley Depth	Number of Linbins	Linbin Sizes	Bin Colours	Each
VTRPKABLK	1100mm	1060mm	600mm	72	2, 3, 4, 8	Black	<b>£764.13</b>
VTRPKABL	1100mm	1060mm	600mm	72	2, 3, 4, 8	Blue	<b>£812.00</b>
VTRPKACOL	1100mm	1060mm	600mm	72	2, 3, 4, 8	Red/Blue	<b>£812.00</b>
VTRPKAGR	1100mm	1060mm	600mm	72	2, 3, 4, 8	Grey	<b>£812.00</b>



### EMPTY TROLLEYS

Code	Height	Width	Depth	LBU	Panel Size	Each
VTRP1000	1100mm	1060mm	600mm	136	Panel Size H900mm x W1012mm	<b>£536.98</b>
VTRP1400	1600mm	1560mm	600mm	344	Panel Size H1400mm x W1512mm	<b>£618.06</b>



**A heavy duty framed trolley completed with 2 braked rubber castors as standard.**

Move and position small parts and components.  
Ideal for workshops and garages

FROM ONLY  
**£667.98**



### LOUVRE PANEL TROLLEY WITH 80 LINBINS

Code	Height	Width	Depth	Number of Linbins	Linbin Sizes	Bin Colours	Each
VTRPKBBLK	1100mm	1060mm	600mm	80	2, 4	Black	<b>£706.24</b>
VTRPKBBL	1100mm	1060mm	600mm	80	2, 4	Blue	<b>£667.98</b>
VTRPKBCOL	1100mm	1060mm	600mm	80	2, 4	Red/Blue	<b>£798.98</b>
VTRPKBGR	1100mm	1060mm	600mm	80	2, 4	Grey	<b>£764.61</b>



## SMALL PARTS STORAGE

## STATIC LOUVRE PANEL UNITS

Free standing louvre panels are available in single or double sided units. An initial unit can be extended by simply bolting on an additional 'add bay' panel.

- Linbins of varying sizes and colours can be added
- Freestanding for ease of use
- Strong and durable, with grey epoxy powder coated paint
- Fixing holes means they can be quickly and easily interlinked for a continuous run
- Grey louvre panel and blue stands



VSTRPKABL



VSTRPKABLK



VSTRPKACOL



VSTRPKAGR



## FREE STANDING LOUVRE PANELS WITH LINBINS

Code	Height	Width	Depth	Number of Linbins	Linbin Sizes	Panel Size	Bin Colours	Each
VSTRPKABLK	1900mm	1095mm	540mm	40	2, 5, 6, 8	Panel Size H1797mm x W1012mm		<b>£539.53</b>
VSTRPKABL	1900mm	1095mm	540mm	40	2, 5, 6, 8	Panel Size H1797mm x W1012mm		<b>£554.16</b>
VSTRPKACOL	1900mm	1095mm	540mm	40	2, 5, 6, 8	Panel Size H1797mm x W1012mm		<b>£554.16</b>
VSTRPKAGR	1900mm	1095mm	540mm	40	2, 5, 6, 8	Panel Size H1797mm x W1012mm		<b>£554.16</b>

COMPLETE UNITS  
FROM ONLY  
**£539.53**

## Build your own

## STARTER PANELS

Code	Type	Height	Width	Depth	LBUC	Panel Size	Each
VSSR1410I	Single	1500mm	1095mm	540mm	135	Panel Size H1397mm x W1012mm	<b>£227.23</b>
VSSR1810I	Single	1900mm	1095mm	540mm	153	Panel Size H1797mm x W1012mm	<b>£242.49</b>
VDSR1410I	Double	1500mm	1095mm	770mm	270	Panel Size H1397mm x W1012mm	<b>£293.08</b>
VDSR1810I	Double	1900mm	1095mm	770mm	306	Panel Size H1797mm x W1012mm	<b>£318.21</b>

## ADD-ON PANELS

Code	Type	Height	Width	Depth	LBUC	Panel Size	Each
VSSR1410A	Single	1500mm	1020mm	540mm	135	Panel Size H1397mm x W1012mm	<b>£173.28</b>
VSSR1810A	Single	1900mm	1020mm	540mm	153	Panel Size H1797mm x W1012mm	<b>£188.54</b>
VDSR1410A	Double	1500mm	1020mm	770mm	270	Panel Size H1397mm x W1012mm	<b>£223.86</b>
VDSR1810A	Double	1900mm	1020mm	770mm	306	Panel Size H1797mm x W1012mm	<b>£248.49</b>

For full range of  
coloured LINBINS  
see **PAGE 63**



Louvre panels improve the tidiness of the work area, by storing items neatly and securely



## EURO CONTAINERS WITH INTEGRAL LIDS

- Attached integral lids give added security for the contents
- Comfortable hand holes & smooth base
- Suitable for distribution of goods in most industries

FROM ONLY  
**£24.95**


ES0C8505



ES1C004

## INFORMATION

Attached integral lids give added security for the contents



ES1C1004

ES0C2804



Code	Capacity	External Size H x W x D mm	Internal Size H x W x D mm	Each
ES0C1004	10 Litres	129 x 400 x 300	105 x 355 x 255	<b>£24.95</b>
ES1C2704	15 Litres	186 x 400 x 300	164 x 355 x 255	<b>£27.50</b>
ES1C2004	20 Litres	246 x 400 x 300	220 x 355 x 255	<b>£28.85</b>
ES1C3004	30 Litres	330 x 400 x 300	300 x 355 x 255	<b>£35.10</b>
ES0C2804	28 Litres	161 x 600 x 400	139 x 555 x 355	<b>£35.10</b>
ES1C4504	45 Litres	246 x 600 x 400	220 x 555 x 355	<b>£54.85</b>
ES1C5404	54 Litres	291 x 600 x 400	265 x 555 x 355	<b>£59.10</b>
ES0C8505	75 Litres	423 x 600 x 400	394 x 555 x 355	<b>£69.70</b>


Low value orders may be subject to a handling charge - please call for details

## EURO CONTAINERS WITH SOLID WALLS

- Straight walls provide maximum volume
- Modular sizes ensure optimum pallet use
- Suitable for distribution of goods in most industries
- Conveyor compatible

## INFORMATION

Available with perforated sides & bases - call for details

FROM ONLY  
**£11.65**


Code	Capacity	Colours	External Size H x W x D mm	Internal Size H x W x D mm	Each
8715.005	4 Litres	Grey	120 x 300 x 200	117 x 257 x 158	<b>£11.65</b>
6468.001.050	13 Litres	Grey (Recycled)	145 x 400 x 300	142 x 355 x 255	<b>£13.35</b>
6469.001.050	20 Litres	Grey (Recycled)	230 x 400 x 300	225 x 355 x 255	<b>£17.70</b>
5787.820	Lid	Grey	400 x 300	-	<b>£8.50</b>
ES100804	8 Litres	Grey	50 x 600 x 400	40 x 555 x 355	<b>£12.70</b>
ES641204	21 Litres	Grey	120 x 600 x 400	107 x 555 x 355	<b>£14.70</b>
ES200204	28 Litres	Grey	150 x 600 x 400	139 x 555 x 355	<b>£20.50</b>
8710.005	32 Litres	Grey	175 x 600 x 400	162 x 556 x 355	<b>£27.55</b>
6479.760	44 Litres	Dark Grey (Recycled)	230 x 600 x 400	225 x 555 x 355	<b>£29.00</b>
6476.750	55 Litres	Grey	280 x 600 x 400	275 x 555 x 355	<b>£38.10</b>
8712.005.502	59 Litres	Grey	320 x 600 x 400	306 x 555 x 336	<b>£37.05</b>
5786.820	Lid	Grey	600 x 400	-	<b>£13.80</b>
6488.005	54 Litres	Grey	200 x 800 x 400	196 x 760 x 360	<b>£54.55</b>
ES210905	87 Litres	Grey	235 x 800 x 600	205 x 755 x 555	<b>£57.85</b>
6491.750	123 Litres	Grey	300 x 800 x 600	290 x 750 x 550	<b>£84.60</b>
6440.820	Lid	Grey	800 x 600	-	<b>£36.75</b>

Low value orders may be subject to a handling charge - please call for details

# STACK & NEST CONTAINERS

## TELLUS STACK NEST CONTAINERS

- Work well with dollies, conveyors other automated equipment
- Stack when full, optimising space, and nest when empty by turning the box 180 degrees
- These stackable nesting containers are suitable for the distribution of goods in a wide variety of industries
- The wide range of sizes and designs means the boxes can be tailored to the flow of goods in most situations
- N.B: The Tellus and Two Tone Stack Nest Containers do not inter work



PD064S

### INFORMATION

Suitable for the distribution of goods in a wide variety of industries

FROM ONLY  
**£18.80**



## TWO TONE STACK NEST CONTAINERS

- Two tone design for easy stock rotation
- Stack when full, optimising space, and nest when empty by turning the box 180 degrees
- These stackable nesting containers are suitable for the distribution of goods in a wide variety of industries
- N.B: The Tellus and Two Tone Stack Nest Containers do not inter work

FROM ONLY  
**£24.50**



SN10510S

### INFORMATION

Available with perforated sides & bases - call for details



SN11030S



Code	Colours	External Size H x W x D mm	Internal Size H x W x D mm	Each
SN11030S	Red & Grey	200 x 600 x 400	177 x 457 x 338	<b>£24.50</b>
SN105201	Red & Grey	300 x 600 x 400	270 x 460 x 340	<b>£30.35</b>
SN105105AD	Dark Grey & Grey	300 x 600 x 400	270 x 460 x 340	<b>£31.65</b>
PD064S	Dolly to Suit 1 off 600W x 400Dmm or 2 off 400W x 300Dmm Containers			<b>£80.70</b>

Low value orders may be subject to a handling charge - please call for details

Code	Description / Colours	External Size H x W x D mm	Internal Size H x W x D mm	Each
7924.760	Green	220 x 400 x 300	215 x 300 x 245	<b>£18.80</b>
6410.820.502	Lid in Grey	400 x 300	-	<b>£12.00</b>
4128.760	Green or Blue	180 x 600 x 400	175 x 490 x 340	<b>£25.90</b>
7925.760	Green	220 x 600 x 400	215 x 490 x 340	<b>£27.90</b>
4129.760.050	Dark Grey (Recycled)	270 x 600 x 400	265 x 490 x 340	<b>£26.45</b>
4130.760	Green or Blue	350 x 600 x 400	345 x 490 x 340	<b>£42.40</b>
7907.820	Lid in Green or Grey	600 x 400	-	<b>£14.05</b>
PD064S	Dolly to Suit 1 off 600W x 400Dmm or 2 off 400W x 300Dmm Containers			<b>£80.70</b>

Low value orders may be subject to a handling charge - please call for details







PD064S

**INFORMATION**

Attached lid containers which are designed for automated and manual handling



Design accepts security seals

**ATTACHED LID CONTAINERS**

- Up to 75% height saving when nested
- Designed for both automated & manual handling
- Lids are equipped with ribs which hold stacked containers securely
- Integrated lid accepts strapping & security seals
- Attached lids allow maximum volume & load capacity whilst saving space during transportation



2 x AT643604  
Nested



3 DAY  
DELIVERY

AT642604

AT643104

Code	Capacity	External Size H x W x D mm	Internal Size H x W x D mm	Each
AT432204	18 Litres	222 x 400 x 300	197 x 338 x 254	<b>£20.05</b>
AT432604	22 Litres	264 x 400 x 300	239 x 334 x 254	<b>£22.00</b>
AT433104	25 Litres	306 x 400 x 300	282 x 329 x 250	<b>£24.95</b>
AT642604	48 Litres	264 x 600 x 400	240 x 530 x 353	<b>£29.30</b>
AT643104	54 Litres	306 x 600 x 400	281 x 514 x 350	<b>£31.40</b>
AT643604	65 Litres	365 x 600 x 400	340 x 508 x 346	<b>£33.50</b>
AT644004	70 Litres	400 x 600 x 400	375 x 521 x 343	<b>£35.05</b>
OTKS0104AA	Security Seals - Bag of 1000			<b>£136.35</b>
PD064S	Dolly to Suit 1 off 600W x 400Dmm or 2 off 400W x 300Dmm Containers			<b>£80.70</b>

Low value orders may be subject to a handling charge - please call for details

**GEO BOXES**

- Manufactured in high density polyethylene
- 450kg load per container/4.5 tonnes per stack of 10
- Smooth internal and external walls for ease of cleaning
- Designed to be used with forklifts, pump trucks & automatic systems



9503002801  
2 Runner Base

9503010801  
3 Runner Base



5 DAY  
DELIVERY

Code	Base Type	Capacity	Description	External Size H x W x D mm	Internal Size H x W x D mm	Each
9530000801	2 Runner Base	260 Litres	Solid	662 x 1000 x 600	519 x 929 x 544	<b>£175.10</b>
9530001801	6 Feet Base	260 Litres	Solid	662 x 1000 x 600	519 x 929 x 544	<b>£170.10</b>
9503002801	2 Runner Base	543 Litres	Ventilated	750 x 1200 x 1000	545 x 1110 x 910	<b>£268.20</b>
9503004801	6 Feet Base	543 Litres	Ventilated	750 x 1200 x 1000	545 x 1110 x 910	<b>£245.95</b>
9503010801	3 Runner Base	543 Litres	Ventilated	750 x 1200 x 1000	545 x 1110 x 910	<b>£250.05</b>
9503006801	2 Runner Base	543 Litres	Solid	750 x 1200 x 1000	545 x 1110 x 910	<b>£295.35</b>
9503009801	6 Feet Base	543 Litres	Solid	750 x 1200 x 1000	545 x 1110 x 910	<b>£285.75</b>
8819004906	Lid To Suit	-	-	1200 x 1000	-	<b>£75.05</b>

Low value orders may be subject to a handling charge - please call for details



9530001801  
6 Feet Base

**INFORMATION**

Smooth internal and external walls for ease of cleaning

## WORKBENCHES

## SELF ASSEMBLY WORKBENCHES

A range of medium duty, general purpose workbenches, with a choice of worktop material. Ideal for production, assembly, maintenance and despatch areas.

- Flexible and hard wearing workspace solution
- Simple tap together assembly
- 18mm chipboard or wipe clean melamine faced worktop
- Choice of 4 upright colours



Simple to build, general purpose  
work benches offering economic solutions  
for your workplace



## STOCKRAX WORKBENCH WITH T-BAR

T-bar construction allows seating on either sides.

- Metal footplates supplied
- Bench height 928mm

Code	Worktop	Width	Depth	Each
JABC7518--GU	Chipboard	1800mm	750mm	<b>£91.37</b>
JABC9018--GU	Chipboard	1800mm	900mm	<b>£97.97</b>
JABC7524--GU	Chipboard	2400mm	750mm	<b>£106.40</b>
JABC9024--GU	Chipboard	2400mm	900mm	<b>£111.37</b>
JABC7518M--GU	Melamine	1800mm	750mm	<b>£117.85</b>
JABC9018M--GU	Melamine	1800mm	900mm	<b>£145.87</b>
JABC7524M--GU	Melamine	2400mm	750mm	<b>£161.15</b>
JABC9024M--GU	Melamine	2400mm	900mm	<b>£153.64</b>



Please add suffix BQ, GU, GX or RD in place of double dash for colour when ordering

WORKSHOP



## STOCKRAX WORKBENCH WITH FULL LOWER SHELF

Full depth lower shelf for extra storage.

- Metal footplates supplied
- Bench height 928mm

Code	Worktop	Width	Depth	Each
JABB7518--GU	Chipboard	1800mm	750mm	<b>£133.69</b>
JABB9018--GU	Chipboard	1800mm	900mm	<b>£147.97</b>
JABB7524--GU	Chipboard	2400mm	750mm	<b>£155.33</b>
JABB9024--GU	Chipboard	2400mm	900mm	<b>£171.79</b>
JABB7518M--GU	Melamine	1800mm	750mm	<b>£173.08</b>
JABB9018M--GU	Melamine	1800mm	900mm	<b>£185.65</b>
JABB7524M--GU	Melamine	2400mm	750mm	<b>£218.48</b>
JABB9024M--GU	Melamine	2400mm	900mm	<b>£235.54</b>



Please add suffix BQ, GU, GX or RD in place of double dash for colour when ordering



## STOCKRAX WORKBENCH WITH HALF LOWER SHELF

Half depth lower shelf allows user to be seated.

- Metal footplates supplied
- Bench height 928mm

Code	Worktop	Width	Depth	Each
JABD7518--GU	Chipboard	1800mm	750mm	<b>£109.05</b>
JABD9018--GU	Chipboard	1800mm	900mm	<b>£117.27</b>
JABD7524--GU	Chipboard	2400mm	750mm	<b>£129.61</b>
JABD9024--GU	Chipboard	2400mm	900mm	<b>£136.48</b>



Please add suffix BQ, GU, GX or RD in place of double dash for colour when ordering



## STOCKRAX WORKBENCH WITH TWO HALF LOWER SHELVES

Two half depth lower shelves allow user to be seated.

- Metal footplates supplied
- Bench height 928mm

Code	Worktop	Width	Depth	Each
JABE7518--GU	Chipboard	1800mm	750mm	<b>£145.66</b>
JABE9018--GU	Chipboard	1800mm	900mm	<b>£157.51</b>
JABE7524--GU	Chipboard	2400mm	750mm	<b>£171.79</b>
JABE9024--GU	Chipboard	2400mm	900mm	<b>£184.91</b>



Please add suffix BQ, GU, GX or RD in place of double dash for colour when ordering





FROM ONLY  
**£201.<sup>92</sup>**

### STANDARD WORKSTATIONS

A range of simple and economic workstations with chipboard worktops.

- Metal footplates supplied
- Workstation height 1980mm
- Worktop height 928mm

Code	Width	Depth	Each
JAWA7518--GU	1800mm	750mm	<b>£201.92</b>
JAWA9018--GU	1800mm	900mm	<b>£212.49</b>
JAWA7524--GU	2400mm	750mm	<b>£223.54</b>
JAWA9024--GU	2400mm	900mm	<b>£248.32</b>



Please add suffix BQ, GU, GX or RD in place of double dash for colour when ordering



FROM ONLY  
**£233.<sup>26</sup>**

### WORKSTATIONS WITH FULL LOWER SHELF

A range of simple and economic workstations with chipboard worktops.

- Metal footplates supplied
- Workstation height 1980mm
- Worktop height 928mm

Code	Width	Depth	Each
JAWB7518--GU	1800mm	750mm	<b>£233.26</b>
JAWB9018--GU	1800mm	900mm	<b>£247.55</b>
JAWB7524--GU	2400mm	750mm	<b>£275.95</b>
JAWB9024--GU	2400mm	900mm	<b>£292.38</b>



Please add suffix BQ, GU, GX or RD in place of double dash for colour when ordering



FROM ONLY  
**£183.<sup>84</sup>**

### WORKSTATION WITH LOUVRE PANEL


A range of simple and economic workstations with chipboard worktops.

- Spigots and containers not included
- Workstation height 1980mm
- Worktop height 928mm

Code	Width	Depth	Each
JAWC7515--GU	1500mm	750mm	<b>£183.84</b>



Please add suffix BQ, GU, GX or RD in place of double dash for colour when ordering



### STOCKRAX ADD-ON BENCH

Add-On bench useful for extra working area or storage.

- Worktop height 928mm

FROM ONLY  
**£55.<sup>46</sup>**

Code	Worktop	Width	Depth	Each
JAT6045--GU	Chipboard	600mm	450mm	<b>£55.46</b>
JAT6060--GU	Chipboard	600mm	600mm	<b>£66.94</b>
JAT9060--GU	Chipboard	900mm	600mm	<b>£68.12</b>
JAT9045--GU	Chipboard	900mm	450mm	<b>£72.25</b>



Please add suffix BQ, GU, GX or RD in place of double dash for colour when ordering

WORKSHOP

## TOOL CABINETS

Versatile tool cabinets in four overall sizes, with various combinations of painted drawers and galvanised shelves.


All cabinets feature a secure barrel lock, operating a 3-point locking system.



Steel extension drawers are 90mm high with 25kg load capacity (evenly distributed). Safety stop allows extension up to 80%. Height adjustable in 25mm increments.



Heavy duty galvanised shelves are adjustable in 25mm increments. Safety stop allows extension up to 80%.



Rubber mat is fitted to the top of all low cabinets.

FROM ONLY  
**£282.31**



**WORKSHOP**  
SHELF LOAD  
25kg  
**TOOL CABINETS**

Code	Model	Type	Height	Width	Depth	Each
C1661TGU29531--	A	4 Shelves	1820mm	477mm	505mm	<b>£282.31</b>
C1961TGU29538--	B	4 Drawers, 4 Shelves	1820mm	915mm	505mm	<b>£469.78</b>
C1661TGU29535--	C	2 Drawers, 2 Shelves	1820mm	477mm	505mm	<b>£300.29</b>
C1661TGU29541--	D	7 Drawers, 1 Shelf	1820mm	477mm	505mm	<b>£371.97</b>
C1961TGU29532--	E	8 Shelves	1820mm	915mm	505mm	<b>£450.12</b>
C1961TGU29540--	F	6 Drawers, 6 Shelves	1820mm	915mm	505mm	<b>£525.72</b>
C1961TGU29544--	G	14 Drawers, 2 Shelves	1820mm	915mm	505mm	<b>£621.93</b>
CH661TGU29533--	H	1 Drawer, 1 Shelf	984mm	477mm	505mm	<b>£189.16</b>
CH661TGU29534--	I	1 Drawer, 2 Shelves	984mm	477mm	505mm	<b>£208.45</b>
CH661TGU29545--	J	2 Drawers, 1 Shelf	984mm	477mm	505mm	<b>£206.20</b>
CH661TGU29539--	K	6 Drawers	984mm	477mm	505mm	<b>£262.95</b>
CH661TGU29542--	L	8 Drawers	984mm	477mm	505mm	<b>£298.21</b>
CH961TGU29537--	M	4 Drawers, 1 Shelf	984mm	915mm	505mm	<b>£335.30</b>
CH961TGU29543--	N	8 Drawers, 2 Shelves	984mm	915mm	505mm	<b>£497.05</b>
CH661TGU29530--	O	2 Shelves	984mm	477mm	505mm	<b>£184.48</b>
CH961TGU29536--	P	2 Drawers, 4 Shelves	984mm	915mm	505mm	<b>£337.98</b>

CF GU HY PD RD YD

Please add two letter suffix in place of dashes for colour when ordering

### TOOL CABINET ACCESSORIES

Code	Description	Each
CCH56TGU	Mobile chassis 477 x 505mm, for use with low cabinets only	<b>£57.29</b>
CCH96TGU	Mobile chassis 915 x 505mm, for use with low cabinets only	<b>£67.97</b>
CDW56THY	Extra Drawer 477 x 505mm for Single Cabinet	<b>£18.95</b>
CDW96THY	Extra Drawer 477 x 505mm for Double Cabinet	<b>£18.95</b>
CSH56TGT	Extra Galvanised Shelf 477 x 505mm for Single Cabinet	<b>£11.44</b>
CSH96TGT	Extra Galvanised Shelf 477 x 505mm for Double Cabinet	<b>£15.87</b>



**A** C1661TGU29531  
4 shelves



**B** C1961TGU29538  
4 drawers, 4 shelves

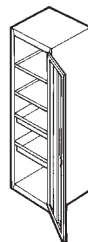


**O** CH661TGU29530  
2 shelves

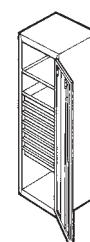


**P** CH961TGU29536  
2 drawers, 4 shelves

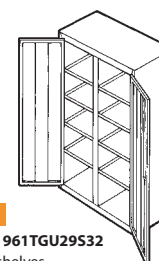
Versatile range of tool cabinets in a range of sizes and internal configurations



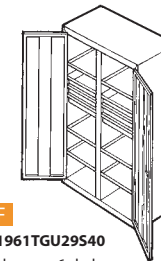
**C** C1661TGU29535  
2 drawers, 2 shelves




**D** C1661TGU29541  
7 drawers, 1 shelf



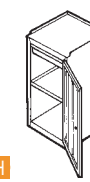
**E** C1961TGU29532  
8 shelves



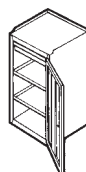
**F** C1961TGU29540  
6 drawers, 6 shelves



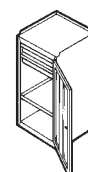
**G** C1961TGU29544  
14 drawers, 2 shelves



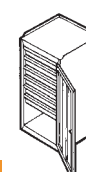
**H** CH661TGU29533  
1 drawer, 1 shelf



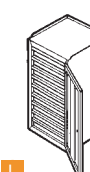
**I** CH661TGU29534  
1 drawer, 2 shelves



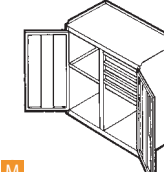
**J** CH661TGU29545  
2 drawers, 1 shelf



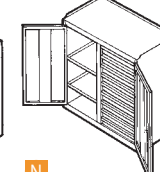
**K** CH661TGU29539  
6 drawers



**L** CH661TGU29542  
8 drawers



**M** CH961TGU29537  
4 drawers, 1 shelf



**N** CH961TGU29543  
8 drawers, 2 shelves

### COLOURS AVAILABLE

Body

Doors

Light Grey  
(RAL 7035)

Blue  
(RAL 5002)

Light Grey  
(RAL 7035)

Dark Grey  
(BS 00A11)

Green  
(RAL 6001)

Red  
(RAL 3020)

Yellow  
(RAL 1003)



**ADJUSTABLE HEIGHT WORKBENCHES**

- Constructed from steel angle with a 38mm MDF worktop (which incorporates a rubber edge)
- Height adjustable in 25mm increments
- The workbenches have integral half depth shelves for greater usability

**INFORMATION**

Easily adjustable in 25mm increments to 880mm high

FROM ONLY  
**£257.<sup>60</sup>**

Code	Size H x W x D mm	Each
WB100Z	760 to 880 x 1220 x 760	<b>£257.60</b>
WB101Z	760 to 880 x 1520 x 760	<b>£283.35</b>



7 DAY DELIVERY



230kg

**ALL-PURPOSE HEAVY DUTY WORKBENCHES**

- Robust, all-purpose workbench
- Fully welded construction with a formed steel worktop
- Optional extra available

**INFORMATION**

H.D. workbenches are ideal for many different environments



500kg



3 YEAR GUARANTEE

**All-purpose Heavy Duty Workbenches**

Code	Size H x W x D mm	Each
ECO157S	840 x 1500 x 750	<b>£598.20</b>
ECO189S	840 x 1800 x 900	<b>£634.10</b>

**All-purpose Heavy Duty Workbench Accessories (factory fitted)**

Code	Description	Each
ECS750Z	Lower Shelf to Suit ECO157S	<b>£100.00</b>
ECS900Z	Lower Shelf to Suit ECO189S	<b>£111.30</b>
ECD100L	Single Lockable Drawer - Left	<b>£265.35</b>
ECD200R	Single Lockable Drawer - Right	<b>£265.35</b>
ECC104L	Lockable Cupboard - Left	<b>£251.30</b>
ECC204R	Lockable Cupboard - Right	<b>£251.30</b>

ECO157S



FROM ONLY  
**£598.<sup>20</sup>**

Accessories available:



Single Lockable Drawer



Lockable Cupboard



Lower Shelf



ECO157S, ECS750Z, ECD100L &amp; ECC204R

# WORKBENCHES



FROM ONLY  
**£401.40**

## TAURUS UTILITY WORKBENCHES - FROM STOCK

- Ideal for factories, labs, retail environments & schools etc
- 20mm high density laminate worktop with 3mm PVC edging
- Powder coated, iridium silver finish on the workbench frames
- Drawer sets come complete with central locking & have a load capacity of 50kg per drawer. Each drawer set can be fitted either on the left or right of the bench. Cupboard sets can only be positioned on the right hand side
- Supplied knock down

### 5 DAY DELIVERY

Need a workbench quickly? The whole range\* of Taurus Utility Workbenches are available on 5 day delivery including the accessories

\*Excludes black drawer & cupboard fronts

### Door & Drawer Colour Options



## INFORMATION

Complete your workbench with these accessories from stock

### Taurus Utility Workbench Accessories

Key	Code	Description	Each
A	ST076RSP	760mm Rear Support Posts	£70.05
A	ST118RSP	1180mm Rear Support Posts	£84.80
B	ST3015US	Upper Shelf (3000mm) for 1500mm Benches	£116.65
B	ST3018US	Upper Shelf (3000mm) for 1800mm Benches	£138.85
C	ST15LTR	Light/Tool Rail Support for 1500mm Benches	£78.45
C	ST18LTR	Light/Tool Rail Support for 1800mm Benches	£81.20
D		Fluorescent Light - 1200mm Long - please call for details	-
E	ST15LBP	Louvre back panel (480H mm) with Pinboard for 1500mm Benches	£147.20
E	ST18LBP	Louvre back panel (480H mm) with Pinboard for 1800mm Benches	£163.65
F	ST15WSD	Worktop Service Duct for 1500mm Benches**	£115.60
F	ST18WSD	Worktop Service Duct for 1800mm Benches**	£121.05
G	STFSSA	Flat Screen Support Arm	£70.35

\*\*Worktop Service Ducts are not supplied with cabling and must be fitted by a qualified electrician \*Accessories must be ordered with the Workbenches

Drawer & Cupboard Front Colours available:



5 DAY DELIVERY



250kg





**Taurus Utility Workbench**

750mm Deep Workbenches			900mm Deep Workbenches		
Code	Size H x W x D mm	Each	Code	Size H x W x D mm	Each
ST1841575	840 x 1500 x 750	<b>£401.40</b>	ST1841590	840 x 1500 x 900	<b>£468.80</b>
ST1841875	840 x 1800 x 750	<b>£409.40</b>	ST1841890	840 x 1800 x 900	<b>£482.05</b>

**Taurus Utility Workbench with Single Drawer**

750mm Deep Workbenches			900mm Deep Workbenches		
Code	Size H x W x D mm	Each	Code	Size H x W x D mm	Each
ST2841575	840 x 1500 x 750	<b>£565.75</b>	ST2841590	840 x 1500 x 900	<b>£633.15</b>
ST2841875	840 x 1800 x 750	<b>£573.80</b>	ST2841890	840 x 1800 x 900	<b>£646.40</b>

**Taurus Utility Workbench with 2 x Single Drawers**

750mm Deep Workbenches			900mm Deep Workbenches		
Code	Size H x W x D mm	Each	Code	Size H x W x D mm	Each
ST3841575	840 x 1500 x 750	<b>£730.15</b>	ST3841590	840 x 1500 x 900	<b>£797.50</b>
ST3841875	840 x 1800 x 750	<b>£738.10</b>	ST3841890	840 x 1800 x 900	<b>£810.80</b>

**Taurus Utility Workbench with Triple Drawer**

750mm Deep Workbenches			900mm Deep Workbenches		
Code	Size H x W x D mm	Each	Code	Size H x W x D mm	Each
ST4841575	840 x 1500 x 750	<b>£713.50</b>	ST4841590	840 x 1500 x 900	<b>£780.90</b>
ST4841875	840 x 1800 x 750	<b>£721.55</b>	ST4841890	840 x 1800 x 900	<b>£794.15</b>

**Taurus Utility Workbench with 2 x Triple Drawers**

750mm Deep Workbenches			900mm Deep Workbenches		
Code	Size H x W x D mm	Each	Code	Size H x W x D mm	Each
ST5841575	840 x 1500 x 750	<b>£1025.60</b>	ST5841590	840 x 1500 x 900	<b>£1093.00</b>
ST5841875	840 x 1800 x 750	<b>£1033.65</b>	ST5841890	840 x 1800 x 900	<b>£1106.25</b>

**Taurus Utility Workbench with Single Drawer & Triple Drawer**

750mm Deep Workbenches			900mm Deep Workbenches		
Code	Size H x W x D mm	Each	Code	Size H x W x D mm	Each
ST6841575	840 x 1500 x 750	<b>£877.90</b>	ST6841590	840 x 1500 x 900	<b>£945.25</b>
ST6841875	840 x 1800 x 750	<b>£885.90</b>	ST6841890	840 x 1800 x 900	<b>£958.50</b>

**Taurus Utility Workbench with Single Cupboard**

750mm Deep Workbenches			900mm Deep Workbenches		
Code	Size H x W x D mm	Each	Code	Size H x W x D mm	Each
ST7841575	840 x 1500 x 750	<b>£548.65</b>	ST7841590	840 x 1500 x 900	<b>£616.05</b>
ST7841875	840 x 1800 x 750	<b>£556.70</b>	ST7841890	840 x 1800 x 900	<b>£629.30</b>

**Taurus Utility Workbench with Single Drawer & Single Cupboard**

750mm Deep Workbenches			900mm Deep Workbenches		
Code	Size H x W x D mm	Each	Code	Size H x W x D mm	Each
ST8841575	840 x 1500 x 750	<b>£713.05</b>	ST8841590	840 x 1500 x 900	<b>£780.45</b>
ST8841875	840 x 1800 x 750	<b>£721.05</b>	ST8841890	840 x 1800 x 900	<b>£793.65</b>

**Taurus Utility Workbench with Triple Drawer & Single Cupboard**

750mm Deep Workbenches			900mm Deep Workbenches		
Code	Size H x W x D mm	Each	Code	Size H x W x D mm	Each
ST9841575	840 x 1500 x 750	<b>£860.75</b>	ST9841590	840 x 1500 x 900	<b>£928.15</b>
ST9841875	840 x 1800 x 750	<b>£868.80</b>	ST9841890	840 x 1800 x 900	<b>£941.40</b>

## CANTILEVER WORKBENCHES



Drawer &amp; Cupboard Front Colours available:



5 DAY DELIVERY



250kg



## TAURUS CANTILEVER WORKBENCHES - FROM STOCK

- Cantilever design allows maximum leg room and the benches are suitable for use in assembly, production & light engineering environments
- 20mm high density laminate worktop with 3mm PVC edging
- Powder coated, iridium silver finish on the workbench frames
- Drawer sets come complete with central locking & have a load capacity of 50kg per drawer. Each drawer set can be fitted either on the left or right of the bench. Cupboard sets can only be positioned on the right hand side
- Supplied knock down

## 5 DAY DELIVERY

Need a workbench quickly? The whole range\* of Taurus Cantilever Workbenches are available on 5 day delivery including the accessories

\*Excludes black drawer & cupboard fronts

## Door &amp; Drawer Colour Options



Red  
FROM STOCK



Blue  
FROM STOCK



Black  
extended lead time

## STEP 1 - Choose your Taurus Cantilever Workbench Size

Code	Size H x W x D mm	Each
ST18157	840 x 1500 x 750	£434.90
ST18159	840 x 1500 x 900	£437.80
ST18187	840 x 1800 x 750	£450.35
ST18189	840 x 1800 x 900	£523.00

## STEP 2 - Add your Taurus Cantilever Workbench Drawer, Cupboard or Both

Code	Description	Each
STSD244	Single Drawer - 220H x 420W x 420Dmm	£164.40
STTD444	Triple Drawer - 435H x 420W x 420Dmm	£312.15
STSC444	Single Cupboard - 435H x 420W x 420Dmm	£147.35

## STEP 3 - Add your Taurus Cantilever Workbench Accessories

Key	Code	Description	Each
A	ST076RSP	760mm Rear Support Posts	£70.05
A	ST118RSP	1180mm Rear Support Posts	£84.80
B	ST3015US	Upper Shelf (3000mm) for 1500mm Benches	£116.65
B	ST3018US	Upper Shelf (3000mm) for 1800mm Benches	£138.85
C	ST15LTR	Light/Tool Rail Support for 1500mm Benches	£78.45
C	ST18LTR	Light/Tool Rail Support for 1800mm Benches	£81.20
D		Fluorescent Light - 1200mm Long - please call for details	-
E	ST15LBP	Louvred back panel (480H mm) with Pinboard for 1500mm Benches	£147.20
E	ST18LBP	Louvred back panel (480H mm) with Pinboard for 1800mm Benches	£163.65
F	ST15WSD	Worktop Service Duct for 1500mm Benches**	£115.60
F	ST18WSD	Worktop Service Duct for 1800mm Benches**	£121.05
G	STFSSA	Flat Screen Support Arm	£70.35

\*\*Worktop Service Ducts are not supplied with cabling and must be fitted by a qualified electrician \*Accessories must be ordered with the Workbenches



## HEAVY DUTY WORKBENCHES

- Heavy duty & robust construction
- 40mm beech laminated veneer worktop
- Ideal for factories, laboratories, retail environments & schools etc
- Drawer sets come complete with central locking & have a load capacity of 50kg per drawer



FROM ONLY  
**£437.95**

Accessories available:



Smooth Running Drawers



Cupboard



Lock Mechanism



## Workbench

Code	Size H x W x D mm	Each
WTB01Z	840 x 1800 x 650	<b>£437.95</b>
WTB02Z	840 x 2000 x 650	<b>£465.80</b>



## Workbench with Cupboard Unit

Code	Size H x W x D mm	Each
WTB03Z	840 x 1800 x 650	<b>£558.45</b>
WTB04Z	840 x 2000 x 650	<b>£588.25</b>



## Workbench with 2 x Cupboard Units

Code	Size H x W x D mm	Each
WTB05Z	840 x 1800 x 650	<b>£690.90</b>
WTB06Z	840 x 2000 x 650	<b>£722.25</b>



## Workbench with Triple Drawer

Code	Size H x W x D mm	Each
WTB07Z	840 x 1800 x 650	<b>£704.55</b>
WTB08Z	840 x 2000 x 650	<b>£746.15</b>



## Workbench with Triple Drawer &amp; Cupboard Unit

Code	Size H x W x D mm	Each
WTB09Z	840 x 1800 x 650	<b>£847.00</b>
WTB10Z	840 x 2000 x 650	<b>£874.30</b>



## Workbench with 2 x Triple Drawers

Code	Size H x W x D mm	Each
WTB11Z	840 x 1800 x 650	<b>£1003.10</b>
WTB12Z	840 x 2000 x 650	<b>£1026.90</b>



## Workbench with 3 x Cupboard Units

Code	Size H x W x D mm	Each
WTB13Z	840 x 2000 x 650	<b>£874.30</b>



## Workbench with Triple Drawer &amp; 2 x Cupboard Unit

Code	Size H x W x D mm	Each
WTB14Z	840 x 2000 x 650	<b>£1002.45</b>



## Workbench with 2 x Triple Drawers &amp; Cupboard Unit

Code	Size H x W x D mm	Each
WTB15Z	840 x 2000 x 650	<b>£1155.10</b>



## Workbench with 3 x Triple Drawers

Code	Size H x W x D mm	Each
WTB16Z	840 x 2000 x 650	<b>£1306.10</b>

## GENERAL PURPOSE WORKBENCHES

## GENERAL PURPOSE WORKBENCHES

- Fully welded bench frames meet the requirements of the assembly & workshop environments
- Fitted with adjustable feet to ensure a level work surface
- Support Legs - must be used with all the optional extras except the rear/side lips & the worktop service duct

FROM ONLY  
**£709.<sup>05</sup>**

## STEP 1 - Choose your Workbench

Code	Worktop Type / Size H x W x D mm	Each
AB157L	28mm Vinyl Worktop / 840 x 1500 x 750	£771.20
AB159L	28mm Vinyl Worktop / 840 x 1500 x 900	£800.90
AB187L	28mm Vinyl Worktop / 840 x 1800 x 750	£797.50
AB189L	28mm Vinyl Worktop / 840 x 1800 x 900	£825.25
AB157P	25mm Plywood Worktop / 840 x 1500 x 750	£709.05
AB159P	25mm Plywood Worktop / 840 x 1500 x 900	£729.15
AB187P	25mm Plywood Worktop / 840 x 1800 x 750	£702.95
AB189P	25mm Plywood Worktop / 840 x 1800 x 900	£760.40
AB157W	28mm Waverite Worktop / 840 x 1500 x 750	£783.20
AB159W	28mm Waverite Worktop / 840 x 1500 x 900	£823.85
AB187W	28mm Waverite Worktop / 840 x 1800 x 750	£861.20
AB189W	28mm Waverite Worktop / 840 x 1800 x 900	£943.10

## STEP 2 - Add your Workbench Bottom Shelf

Code	Worktop Type / Size W x D mm	Each
ABS57L	28mm Vinyl Worktop / 1500 x 750	£263.70
ABS59L	28mm Vinyl Worktop / 1500 x 900	£290.55
ABS87L	28mm Vinyl Worktop / 1800 x 750	£247.80
ABS89L	28mm Vinyl Worktop / 1800 x 900	£295.20
ABS57P	25mm Plywood Worktop / 1500 x 750	£205.25
ABS59P	25mm Plywood Worktop / 1500 x 900	£253.75
ABS87P	25mm Plywood Worktop / 1800 x 750	£206.40
ABS89P	25mm Plywood Worktop / 1800 x 900	£254.65
ABS57W	28mm Waverite Worktop / 1500 x 750	£281.75
ABS59W	28mm Waverite Worktop / 1500 x 900	£295.20
ABS87W	28mm Waverite Worktop / 1800 x 750	£296.35
ABS89W	28mm Waverite Worktop / 1800 x 900	£372.20

## STEP 3 - Add your Workbench Drawer, Cupboard or Both

Code	Description	Each
OPT100ZL	Single Drawer - 155H x 440W x 570Dmm - Left Fitting	£265.35
OPT200ZR	Single Drawer - 155H x 440W x 570Dmm - Right Fitting	£265.35
OPT104ZL	Single Cupboard - 590H x 440W x 570Dmm - Left Fitting	£251.30
OPT204ZR	Single Cupboard - 590H x 440W x 570Dmm - Right Fitting	£251.30

## STEP 4 - Add your Workbench Accessories

Key	Code	Description	Each
A	OPT106Z	Rear Support Legs	£177.40
B	OPT252Z	Adjustable Cantilever Shelf for 1500mm Benches (Adjustable in 3 positions)	£193.75
B	OPT282Z	Adjustable Cantilever Shelf for 1800mm Benches (Adjustable in 3 positions)	£201.20
C	OPT199Z	Light/Tool Rail	£53.70
D	OPT197Z	Fluorescent Light - 1200mm Long (supplied with 3M of core cable & 13amp plug)	£314.80
E	OPT353Z	Louved back panel for 1500mm Benches	£269.75
E	OPT383Z	Louved back panel for 1800mm Benches	£327.20
F	ST15LBP	Worktop Service Duct** (complete with 2 double 13 amp sockets, 3M of core cable & safety cut out plug)	£362.45
-	OPT454Z	Rear Lips for 1500mm Benches (Vinyl & Plywood Tops Only)	£38.65
-	OPT484Z	Rear Lips for 1800mm Benches (Vinyl & Plywood Tops Only)	£65.90
-	OPT555Z	Side Lips for 1500mm Benches (Vinyl & Plywood Tops Only)	£43.45
-	OPT585Z	Side Lips for 1800mm Benches (Vinyl & Plywood Tops Only)	£44.45

\*\*Worktop Service Ducts are supplied with cabling and must be fitted by a qualified electrician \*Accessories must be ordered with the Workbenches

WORKBENCHES



Bottom Shelf

Drawer &amp; Cupboard Front Colours available:




3 YEAR GUARANTEE



## HEAVY DUTY WORKBENCHES

- Heavy duty bench suitable for heavy duty applications such as engineering & manufacturing
- Fully welded construction for extra strength
- Powder coated dark grey framework



## STEP 1 - Choose your Heavy Duty Workbench

Code	Worktop Type / Size H x W x D mm	Each
BJ841275SKXX	2mm Steel Plate Worktop / 840 x 1200 x 750	£379.65
BJ841290SKXX	2mm Steel Plate Worktop / 840 x 1200 x 900	£388.92
BJ841575SKXX	2mm Steel Plate Worktop / 840 x 1500 x 750	£463.18
BJ841590SKXX	2mm Steel Plate Worktop / 840 x 1500 x 900	£472.72
BJ841875SKXX	2mm Steel Plate Worktop / 840 x 1800 x 750	£487.54
BJ841890SKXX	2mm Steel Plate Worktop / 840 x 1800 x 900	£505.98
BJ841275PKXX	20mm Laminate Worktop / 840 x 1200 x 750	£420.77
BJ841290PKXX	20mm Laminate Worktop / 840 x 1200 x 900	£468.60
BJ841575PKXX	20mm Laminate Worktop / 840 x 1500 x 750	£523.86
BJ841590PKXX	20mm Laminate Worktop / 840 x 1500 x 900	£597.21
BJ841875PKXX	20mm Laminate Worktop / 840 x 1800 x 750	£537.43
BJ841890PKXX	20mm Laminate Worktop / 840 x 1800 x 900	£619.85
BJ841275BKXX	27mm Solid Beech Worktop / 840 x 1200 x 750	£435.08
BJ841290BKXX	27mm Solid Beech Worktop / 840 x 1200 x 900	£476.86
BJ841575BKXX	27mm Solid Beech Worktop / 840 x 1500 x 750	£553.94
BJ841590BKXX	27mm Solid Beech Worktop / 840 x 1500 x 900	£606.46
BJ841875BKXX	27mm Solid Beech Worktop / 840 x 1800 x 750	£607.88
BJ841890BKXX	27mm Solid Beech Worktop / 840 x 1800 x 900	£673.95

## STEP 2 - Add your Heavy Duty Workbench Drawer, Cupboard or Both

Code	Description	Each
BXDR04021	Single Drawer - 220H x 420W x 420Dmm	£179.23
BXDR04043	Triple Drawer - 435H x 420W x 420Dmm	£307.93
BXDR04043	Single Cupboard - 560H x 420W x 420Dmm	£195.51

## STEP 3 - Add your Heavy Duty Workbench Accessories

Key	Code	Description	Each
A	BESP760SXXXX	760mm Rear Support Posts	£71.84
A	BESP1180XXXX	1180mm Rear Support Posts	£87.33
B	BEUS1200PXXX	Upper Shelf (300Dmm Laminate) for 1200mm Benches	£100.33
B	BEUS1500PXXX	Upper Shelf (300Dmm Laminate) for 1500mm Benches	£120.12
B	BEUS1800PXXX	Upper Shelf (300Dmm Laminate) for 1800mm Benches	£142.96
C	BERS1200XLXX	Light/Tool Rail Support for 1200mm Benches	£75.09
C	BERS1500XLXX	Light/Tool Rail Support for 1500mm Benches	£80.76
C	BERS1800XLXX	Light/Tool Rail Support for 1800mm Benches	£83.59
D	BELO4812IXXX	Louvred back panel (480H mm) with Pinboard for 1200mm Benches	£138.84
D	BELO4815IXXX	Louvred back panel (480H mm) with Pinboard for 1500mm Benches	£151.60
D	BELO4818IXXX	Louvred back panel (480H mm) with Pinboard for 1800mm Benches	£168.60
E	BESDWT122XXX	Worktop Service Duct for 1200mm Benches**	£116.18
E	BESDWT15XXX	Worktop Service Duct for 1500mm Benches**	£119.01
E	BESDWT18XXX	Worktop Service Duct for 1800mm Benches**	£124.68

\*\*Worktop Service Ducts are not supplied with cabling and must be fitted by a qualified electrician. \*Accessories must be ordered with the Workbenches



Drawer & Cupboard Front Colours available:



Models highlighted in red - Light Grey Drawers & Cupboards only



## STAINLESS STEEL WORKBENCHES

WORKBENCHES



The bottom shelf has an integral rear lip


## STAINLESS STEEL PREPARATION WORKBENCHES

- Fully welded construction
- Manufactured from food quality grade 304 stainless steel
- Ideal for food preparation, healthcare facilities & any other environment where hygiene is essential
- Hygienic - can be steam cleaned

FROM ONLY  
**£1342.30**

## INFORMATION

Constructed completely from food quality, grade 304 stainless steel



PB157S &amp; PB557S

## STEP 1 - Choose your Stainless Steel Workbench

Code	Size H x W x D mm	Each
PB157S	840 x 1500 x 750	£1342.30
PB189S	840 x 1800 x 900	£1572.20

## STEP 2 - Add your Stainless Steel Workbench Bottom Half Shelf

Code	Size W x D mm	Each
PB557S	1500 x 575	£199.60
PB589S	1800 x 575	£224.60

## STEP 3 - Add your Stainless Steel Workbench Drawer, Cupboard or Both

Code	Description	Each
PBD03S	Single Drawer	£499.00
PCB03S	Single Cupboard	£545.90

## STEP 4 - Add your Stainless Steel Workbench Accessories


Key	Code	Description	Each
A	PBSR6P	Support Rails for use with the Light Fitment & Cantilever Shelf	£259.25
B	PBCS2P	Cantilever Shelf	£245.80
C	PBLF7P	Light Fitment	£326.70
D	PBPB5P	Worktop Service Duct** (complete with 2 double 13 amp sockets, 3M of core cable & safety cut out plug)	£497.00
E	PBRL1S	Rear Retaining Lip	£86.85
F	PBRL2S	Side Retaining Lip (each)	£54.95

\*\*Worktop Service Ducts are supplied with cabling and must be fitted by a qualified electrician \*Accessories must be ordered with the Workbenches



3 YEAR  
GUARANTEE





Many accessories available to complete your workbench

WORKBENCHES

### HEAVY DUTY MODULAR WORKBENCHES

- Available up to 1500mm deep to enable working from both sides
- Worktop height is adjustable in 25mm increments from 840 to 940mm
- Main benches are supplied fully assembled & extensions knock down. Extension units are not available on their own

#### STEP 1 - Choose your Heavy Duty Modular Workbench & Lower Shelf

Code	Worktop & Shelf Type / Size: H x W x D mm	Each
PR157M	Workbench with a 25mm MDF Worktop / 840 to 940 x 1500 x 750	<b>£665.80</b>
PR159M	Workbench with a 25mm MDF Worktop / 840 to 940 x 1500 x 900	<b>£680.55</b>
PR222M	Workbench with a 25mm MDF Worktop / 840 to 940 x 2000 x 1200	<b>£786.05</b>
PR557M	Lower Shelf with a 25mm MDF Worktop for 1500 x 750mm Benches	<b>£96.30</b>
PR559M	Lower Shelf with a 25mm MDF Worktop for 1500 x 900mm Benches	<b>£111.10</b>
PR522M	Lower Shelf with a 25mm MDF Worktop for 2000 x 1200mm Benches	<b>£126.00</b>
PR157L	Workbench with a 28mm Vinyl Worktop / 840 to 940 x 1500 x 750	<b>£819.95</b>
PR159L	Workbench with a 28mm Vinyl Worktop / 840 to 940 x 1500 x 900	<b>£833.55</b>
PR222L	Workbench with a 28mm Vinyl Worktop / 840 to 940 x 2000 x 1200	<b>£998.00</b>
PR225L	Workbench with a 28mm Vinyl Worktop / 840 to 940 x 2000 x 1500	<b>£1062.00</b>
PR557L	Lower Shelf with a 28mm Vinyl Worktop for 1500 x 750mm Benches	<b>£177.95</b>
PR559L	Lower Shelf with a 28mm Vinyl Worktop for 1500 x 900mm Benches	<b>£192.25</b>
PR522L	Lower Shelf with a 28mm Vinyl Worktop for 2000 x 1200mm Benches	<b>£284.70</b>
PR525L	Lower Shelf with a 28mm Vinyl Worktop for 2000 x 1500mm Benches	<b>£334.00</b>
PR157P	Workbench with a 25mm Plywood Worktop / 840 to 940 x 1500 x 750	<b>£853.55</b>
PR159P	Workbench with a 25mm Plywood Worktop / 840 to 940 x 1500 x 900	<b>£864.90</b>
PR222P	Workbench with a 25mm Plywood Worktop / 840 to 940 x 2000 x 1200	<b>£915.00</b>
PR225P	Workbench with a 25mm Plywood Worktop / 840 to 940 x 2000 x 1500	<b>£1024.20</b>
PR557P	Lower Shelf with a 25mm Plywood Worktop for 1500 x 750mm Benches	<b>£138.75</b>
PR559P	Lower Shelf with a 25mm Plywood Worktop for 1500 x 900mm Benches	<b>£187.30</b>
PR522P	Lower Shelf with a 25mm Plywood Worktop for 2000 x 1200mm Benches	<b>£208.30</b>
PR525P	Lower Shelf with a 25mm Plywood Worktop for 2000 x 1500mm Benches	<b>£271.45</b>

#### STEP 2 - Add your Heavy Duty Modular Extension & Lower Shelf

Code	Worktop & Shelf Type / Size: W x D mm	Each
PRE57M	Workbench Extension with a 25mm MDF Worktop / 840 to 940 x 1500 x 750	<b>£545.70</b>
PRE59M	Workbench Extension with a 25mm MDF Worktop / 840 to 940 x 1500 x 900	<b>£560.50</b>
PRE22M	Workbench Extension with a 25mm MDF Worktop / 840 to 940 x 2000 x 1200	<b>£587.50</b>
PRSE7M	Lower Shelf Extension with a 25mm MDF Worktop for 1500 x 750mm Benches	<b>£96.30</b>
PRSE9M	Lower Shelf Extension with a 25mm MDF Worktop for 1500 x 900mm Benches	<b>£111.10</b>
PRSE2M	Lower Shelf Extension with a 25mm MDF Worktop for 2000 x 1200mm Benches	<b>£126.00</b>
PRE57L	Workbench Extension with a 28mm Vinyl Worktop / 840 to 940 x 1500 x 750	<b>£670.20</b>
PRE59L	Workbench Extension with a 28mm Vinyl Worktop / 840 to 940 x 1500 x 900	<b>£687.60</b>
PRE22L	Workbench Extension with a 28mm Vinyl Worktop / 840 to 940 x 2000 x 1200	<b>£812.35</b>
PRE25L	Workbench Extension with a 28mm Vinyl Worktop / 840 to 940 x 2000 x 1500	<b>£849.70</b>
PRSE7L	Lower Shelf Extension with a 28mm Vinyl Worktop for 1500 x 750mm Benches	<b>£177.95</b>
PRSE9L	Lower Shelf Extension with a 28mm Vinyl Worktop for 1500 x 900mm Benches	<b>£192.25</b>
PRSE2L	Lower Shelf Extension with a 28mm Vinyl Worktop for 2000 x 1200mm Benches	<b>£284.70</b>
PRSE5L	Lower Shelf Extension with a 28mm Vinyl Worktop for 2000 x 1500mm Benches	<b>£334.00</b>
PRE57P	Workbench Extension with a 25mm Plywood Worktop / 840 to 940 x 1500 x 750	<b>£695.25</b>
PRE59P	Workbench Extension with a 25mm Plywood Worktop / 840 to 940 x 1500 x 900	<b>£695.75</b>
PRE22P	Workbench Extension with a 25mm Plywood Worktop / 840 to 940 x 2000 x 1200	<b>£722.70</b>
PRE25P	Workbench Extension with a 25mm Plywood Worktop / 840 to 940 x 2000 x 1500	<b>£821.45</b>
PRSE7P	Lower Shelf Extension with a 25mm Plywood Worktop for 1500 x 750mm Benches	<b>£138.75</b>
PRSE9P	Lower Shelf Extension with a 25mm Plywood Worktop for 1500 x 900mm Benches	<b>£187.30</b>
PRSE2P	Lower Shelf Extension with a 25mm Plywood Worktop for 2000 x 1200mm Benches	<b>£208.30</b>
PRSE5P	Lower Shelf Extension with a 25mm Plywood Worktop for 2000 x 1500mm Benches	<b>£271.45</b>

#### STEP 3 - Add your Heavy Duty Modular Workbench Accessories

Code	Description	Each
PRPT215Z	Upper 2 Shelf to Suit 1500mm Benches	<b>£221.25</b>
PRPT220Z	Upper 2 Shelf to Suit 1800mm Benches	<b>£229.10</b>
PRPT97Z	Light Rail	<b>£313.75</b>
PRPT99Z	Tool Rail	<b>£53.70</b>
PRPT06Z	Support Rails for use with the Light Rail & Tool Rail	<b>£177.40</b>
PRPT98Z	Worktop Service Duct**	<b>£361.55</b>
PRPT10ZL	Single Drawer - 155H x 440W x 570Dmm - Left Fitting	<b>£264.05</b>
PRPT20ZR	Single Drawer - 155H x 440W x 570Dmm - Right Fitting	<b>£264.05</b>
PRPT11ZL	Double Drawer - 300H x 440W x 570Dmm - Left Fitting	<b>£430.95</b>
PRPT21ZR	Double Drawer - 300H x 440W x 570Dmm - Right Fitting	<b>£430.95</b>
PRPT12ZL	Triple Drawer - 445H x 440W x 570Dmm - Left Fitting	<b>£586.90</b>
PRPT22ZR	Triple Drawer - 445H x 440W x 570Dmm - Right Fitting	<b>£586.90</b>
PRPT13ZL	Four Drawer - 590H x 440W x 570Dmm - Left Fitting	<b>£724.50</b>
PRPT23ZR	Four Drawer - 590H x 440W x 570Dmm - Right Fitting	<b>£724.50</b>
PRPT14ZL	Single Cupboard - 590H x 440W x 570Dmm - Left Fitting	<b>£249.05</b>
PRPT24ZR	Single Cupboard - 590H x 440W x 570Dmm - Right Fitting	<b>£249.05</b>

\*\*Worktop Service Ducts are not supplied with cabling and must be fitted by a qualified electrician

\*Accessories must be ordered with the Workbenches

Drawer & Cupboard Front Colours available:



3 YEAR  
GUARANTEE

## BINARY ELECTRIC HEIGHT ADJUSTABLE WORKBENCHES

## BINARY ELECTRIC HEIGHT ADJUSTABLE WORKBENCHES

The Electric Height Adjustable Binary Workbench offers a premium solution for your workshop. Each bench comes fitted with a two-button adjustment switch which quickly & effortlessly adjusts the height of the bench.

- Adjusts between 660mm & 1300mm high
- All above bench accessories are fully modular & adjustable

## STEP 1 - Choose your Binary Electric Height Adjustable Workbench

Code	Worktop Type / Size H x W x D mm	Each
BIE661275PLX	30mm Laminate Worktop / 660 to 1300 x 1200 x 755	<b>£1546.55</b>
BIE661575PLX	30mm Laminate Worktop / 660 to 1300 x 1500 x 755	<b>£1620.00</b>
BIE661875PLX	30mm Laminate Worktop / 660 to 1300 x 1800 x 755	<b>£1702.60</b>
BIE661275BLX	27mm Solid Beech Worktop / 660 to 1300 x 1200 x 755	<b>£1606.20</b>
BIE661575BLX	27mm Solid Beech Worktop / 660 to 1300 x 1500 x 755	<b>£1672.75</b>
BIE661875BLX	27mm Solid Beech Worktop / 660 to 1300 x 1800 x 755	<b>£1732.40</b>

## STEP 2 - Add your Binary Electric Height Adjustable Workbench Accessories

Key	Code	Description	Each
A	BIALBFME12XX	Aluminium Accessory Frame (to suit 1200mm bench)	<b>£190.45</b>
A	BIALBFME15XX	Aluminium Accessory Frame (to suit 1500mm bench)	<b>£214.55</b>
A	BIALBFME18XX	Aluminium Accessory Frame (to suit 1800mm bench)	<b>£247.85</b>
B	BIUS3012PLXX	Laminate Upper Shelf (to suit 1200mm bench) - 50H x 1200W x 300Dmm	<b>£122.80</b>
B	BIUS3015PLXX	Laminate Upper Shelf (to suit 1500mm bench) - 50H x 1500W x 300Dmm	<b>£145.75</b>
B	BIUS3018PLXX	Laminate Upper Shelf (to suit 1800mm bench) - 50H x 1800W x 300Dmm	<b>£168.70</b>
C	BIBPPEG15LXX	Peg Back Panel (to suit 1500mm bench) - 500H x 450W x 30Dmm	<b>£71.15</b>
C	BIBPPEG18-12	Peg Back Panel (to suit 1200 & 1800mm bench) - 500H x 545W x 30Dmm	<b>£74.60</b>
D	BIBPLOV15LXX	Louvre Back Panel (to suit 1500mm bench) - 500H x 450W x 30Dmm	<b>£71.15</b>
D	BIBPLOV18-12	Louvre Back Panel (to suit 1200 & 1800mm bench) - 500H x 545W x 30Dmm	<b>£74.60</b>
E	BIBPMAG15LXX	Magnetic Back Panel (to suit 1500mm bench) - 500H x 450W x 30Dmm	<b>£71.15</b>
E	BIBPMAG18-12	Magnetic Back Panel (to suit 1200 & 1800mm bench) - 500H x 545W x 30Dmm	<b>£74.60</b>
F	BIDIVPK5LXXX	Shelf Dividers (Pack of 5) - to be fitted to the Upper Shelf	<b>£63.15</b>
G	BIMDS1200PLX	Modular Half Shelf (to suit 1200mm bench) - 50H x 600W x 150Dmm	<b>£89.50</b>
G	BIMDS1500PLX	Modular Half Shelf (to suit 1500mm bench) - 50H x 500W x 150Dmm	<b>£82.65</b>
G	BIMDS1800PLX	Modular Half Shelf (to suit 1800mm bench) - 50H x 600W x 150Dmm	<b>£89.50</b>
H	BIBINRL12LXX	Modular Bin Rail (to suit 1200mm bench) - 100H x 600W x 30Dmm (containers sold separately)	<b>£32.15</b>
H	BIBINRL15LXX	Modular Bin Rail (to suit 1500mm bench) - 100H x 500W x 30Dmm (containers sold separately)	<b>£36.75</b>
H	BIBINRL18LXX	Modular Bin Rail (to suit 1800mm bench) - 100H x 600W x 30Dmm (containers sold separately)	<b>£41.35</b>
I	BILIGHTRL12LX	Above Bench Light Rail (to suit 1200mm bench) - light not included	<b>£111.30</b>
I	BILIGHTRL15LX	Above Bench Light Rail (to suit 1500mm bench) - light not included	<b>£114.75</b>
I	BILIGHTRL18LX	Above Bench Light Rail (to suit 1800mm bench) - light not included	<b>£118.20</b>
J	BILED30WXXXX	Above Bench LED Light (30 Watt) - light rail not included	<b>£159.20</b>
K	BISERVCTLXX	Worktop Service Duct - 130H x 410W x 55Dmm	<b>£89.25</b>
L	BISUPARM530L	Side Panel Support Arm (to be fitted with panels or storage shelf) - 530Lmm	<b>£86.05</b>
M	BISUPARM305L	Center Panel Support Arm (to be fitted with panels or storage shelf) - 305Lmm	<b>£78.05</b>
N	BIMONARM530L	Monitor Support Arm (Side Fitted) - 530Lmm	<b>£97.55</b>
O	BIMONARM305L	Monitor Support Arm (Centre Fitted) - 305Lmm	<b>£82.65</b>
P	BISPEG4429L	Side Peg Board (to be fitted to panel support arm) - 440H x 290W x 30Dmm	<b>£55.10</b>
Q	BISPLOV4429L	Side Louvre Panel (to be fitted to panel support arm) - 440H x 290W x 30Dmm	<b>£55.10</b>
R	BISPMAG4429L	Side Magnetic Panel (to be fitted to panel support arm) - 440H x 290W x 30Dmm	<b>£52.80</b>
S	BICONSH51LXX	Container Storage Shelf (to be fitted to panel support arm) - To suit 80H x 100W x 160Dmm plastic containers	<b>£78.05</b>
T	BIADJSH18-12	Adjustable Tilting Shelf (to suit 1200 & 1800mm bench)	<b>£145.75</b>
T	BIADJSH15LXX	Adjustable Tilting Shelf (to suit 1500mm bench)	<b>£142.30</b>

## STEP 4 - Add a Premium Height Adjustment Module for your Workbench

Code	Description	Each
BIHADJ3MODXX	Memory function which can store up to 3 positions	<b>£54.50</b>

\*\*Worktop Service Ducts are not supplied with cabling and must be fitted by a qualified electrician \*Accessories must be ordered with the Workbenches



Height Adjustment Module



**Optional Extra**  
Premium Height Adjustment Module  
with memory function to  
store up to 3 positions






# BINARY ELECTRIC HEIGHT ADJUSTABLE WORKBENCHES



Worktop Options



30mm Laminate Worktop

27mm Solid Beech Worktop

## INFORMATION

Electrically adjust your working worktop height from 660 to 1300mm

FROM ONLY  
**£1546.<sup>55</sup>**

WORKBENCHES

## EUROSLIDE SUPERBENCH - DRAWER CABINETS

Drawer & Cupboard Front Colours available:



1200kg



### INFORMATION

Complete your workbenches with these drawer cabinets



#### Single & Double Door Cupboards

Code	Description	Size H x W x D mm	Each
EUC6760651	Single Door	620 x 600 x 650	£172.05
EUC6790651	Double Door	620 x 900 x 650	£238.45



#### 2 x 100mm Drawers & Cupboard

Code	Size H x W x D mm	Each
EUC6760652	620 x 600 x 650	£396.65



#### 1 x 150mm & 2 x 200mm Drawers

Code	Size H x W x D mm	Each
EUC6760653	620 x 600 x 650	£497.65



#### 1 x 100mm & 3 x 150mm Drawers

Code	Size H x W x D mm	Each
EUC676065A	620 x 600 x 650	£577.20



#### 2 x 100mm, 1 x 150mm & 1 x 200mm Drawers

Code	Size H x W x D mm	Each
EUC6760654	620 x 600 x 650	£578.60



#### 4 x 100mm & 1 x 150mm Drawers

Code	Size H x W x D mm	Each
EUC676065C	620 x 600 x 650	£656.75



#### 2 x 100mm Drawers

Code	Size H x W x D mm	Each
EUC276065DS	275 x 600 x 650	£315.95



#### 2 x 100mm Drawers & Cupboard

Code	Size H x W x D mm	Each
EUC6790652	620 x 900 x 650	£438.80



#### 1 x 150mm & 2 x 200mm Drawers

Code	Size H x W x D mm	Each
EUC6790653	620 x 900 x 650	£522.70



#### 1 x 100mm & 3 x 150mm Drawers

Code	Size H x W x D mm	Each
EUC679065A	620 x 900 x 650	£602.25



#### 2 x 100mm, 1 x 150mm & 1 x 200mm Drawers


Code	Size H x W x D mm	Each
EUC6790655	620 x 900 x 650	£603.65



#### 4 x 100mm & 1 x 150mm Drawers

Code	Size H x W x D mm	Each
EUC679065C	620 x 900 x 650	£681.80



**STEP 1 - Choose your Euroslide Superbench**

Code	Worktop Type / Size H x W x D mm	Each
BSE841275BLX	Beech Worktop / 840 x 1200 x 750	<b>£451.30</b>
BSE841290BLX	Beech Worktop / 840 x 1200 x 900	<b>£494.65</b>
BSE841575BLX	Beech Worktop / 840 x 1500 x 750	<b>£574.60</b>
BSE841590BLX	Beech Worktop / 840 x 1500 x 900	<b>£629.05</b>
BSE841875BLX	Beech Worktop / 840 x 1800 x 750	<b>£630.55</b>
BSE841890BLX	Beech Worktop / 840 x 1800 x 900	<b>£699.05</b>
BSE841275PLX	Laminate Worktop / 840 x 1200 x 750	<b>£473.05</b>
BSE841290PLX	Laminate Worktop / 840 x 1200 x 900	<b>£522.65</b>
BSE841575PLX	Laminate Worktop / 840 x 1500 x 750	<b>£579.70</b>
BSE841590PLX	Laminate Worktop / 840 x 1500 x 900	<b>£652.35</b>
BSE841875PLX	Laminate Worktop / 840 x 1800 x 750	<b>£653.65</b>
BSE841890PLX	Laminate Worktop / 840 x 1800 x 900	<b>£791.35</b>
BSE841275SLX	Linoleum Worktop / 840 x 1200 x 750	<b>£473.05</b>
BSE841290SLX	Linoleum Worktop / 840 x 1200 x 900	<b>£522.65</b>
BSE841575SLX	Linoleum Worktop / 840 x 1500 x 750	<b>£579.70</b>
BSE841590SLX	Linoleum Worktop / 840 x 1500 x 900	<b>£652.35</b>
BSE841875SLX	Linoleum Worktop / 840 x 1800 x 750	<b>£653.65</b>
BSE841890SLX	Linoleum Worktop / 840 x 1800 x 900	<b>£791.35</b>
BSE841275SLX	Steel Worktop / 840 x 1200 x 750	<b>£453.30</b>
BSE841290SLX	Steel Worktop / 840 x 1200 x 900	<b>£502.90</b>
BSE841575SLX	Steel Worktop / 840 x 1500 x 750	<b>£561.30</b>
BSE841590SLX	Steel Worktop / 840 x 1500 x 900	<b>£572.30</b>
BSE841875SLX	Steel Worktop / 840 x 1800 x 750	<b>£602.55</b>
BSE841890SLX	Steel Worktop / 840 x 1800 x 900	<b>£626.55</b>

**STEP 2 - Add your Euroslide Superbench Drawer Cabinets from the range shown on the opposite page****STEP 3 - Add your Euroslide Superbench Accessories**

Key	Code	Description	Each
A	BESP760SXXXX	760mm Rear Support Posts	<b>£75.45</b>
A	BESP1180XXXX	1180mm Rear Support Posts	<b>£91.70</b>
B	BEUS1200PXXX	Upper Shelf (3000mm Laminate) for 1200mm Benches	<b>£105.35</b>
B	BEUS1500PXXX	Upper Shelf (3000mm Laminate) for 1500mm Benches	<b>£126.15</b>
B	BEUS1800PXXX	Upper Shelf (3000mm Laminate) for 1800mm Benches	<b>£150.15</b>
B	BEUS1200BXXX	Upper Shelf (3000mm Beech) for 1200mm Benches	<b>£121.95</b>
B	BEUS1500BXXX	Upper Shelf (3000mm Beech) for 1500mm Benches	<b>£147.65</b>
B	BEUS1800BXXX	Upper Shelf (3000mm Beech) for 1800mm Benches	<b>£179.50</b>
C	BERS1200XLXX	Light/Tool Rail Support for 1200mm Benches	<b>£78.85</b>
C	BERS1500XLXX	Light/Tool Rail Support for 1500mm Benches	<b>£84.80</b>
C	BERS1800XLXX	Light/Tool Rail Support for 1800mm Benches	<b>£87.80</b>
E	BE3LED1200XX	3 Setting LED Light - 1200mm	<b>£61.60</b>
D	BECP481213XX	Combi back panel for 1200mm Benches	<b>£159.40</b>
D	BECP481513XX	Combi back panel for 1500mm Benches	<b>£170.75</b>
D	BECP481813XX	Combi back panel for 1800mm Benches	<b>£189.15</b>
E	BESDWT122XXX	Worktop Service Duct for 1200mm Benches**	<b>£122.00</b>
E	BESDWT15XXXX	Worktop Service Duct for 1500mm Benches**	<b>£125.00</b>
E	BESDWT18XXXX	Worktop Service Duct for 1800mm Benches**	<b>£130.95</b>
F	BESDP12XXXXX	Post Fitted Service Duct for 1200mm Benches**	<b>£133.90</b>
F	BESDP15XXXXX	Post Fitted Service Duct for 1500mm Benches**	<b>£140.05</b>
F	BESDP18XXXXX	Post Fitted Service Duct for 1800mm Benches**	<b>£149.35</b>

\*\*Service Ducts are not supplied with cabling and must be fitted by a qualified electrician \*Accessories must be ordered with the Workbenches



## DRAWER CABINETS

## EUROSLIDE DRAWER CABINETS

Drawer &amp; Cupboard Front Colours available:



Single Door Cupboard

Code	Size H x W x D mm	Each
EUC18260651	825 x 600 x 650	<b>£203.95</b>



Double Door Cupboard

Code	Size H x W x D mm	Each
EUC18290651	825 x 900 x 650	<b>£264.45</b>



2 x 100mm Drawers &amp; Single Door Cupboard

Code	Size H x W x D mm	Each
EUC18260652	825 x 600 x 650	<b>£427.60</b>



2 x 100mm Drawers &amp; Double Door Cupboard

Code	Size H x W x D mm	Each
EUC18290653	825 x 900 x 650	<b>£476.50</b>



1 x 150mm &amp; 3 x 200mm Drawers

Code	Size H x W x D mm	Each
EUC1826065A	825 x 600 x 650	<b>£637.20</b>
EUC1829065A	825 x 900 x 650	<b>£661.55</b>



5 x 150mm Drawers

Code	Size H x W x D mm	Each
EUC1826065C	825 x 600 x 650	<b>£720.55</b>
EUC1829065C	825 x 900 x 650	<b>£758.20</b>



2 x 100mm, 2 x 150mm &amp; 1 x 200mm Drawers

Code	Size H x W x D mm	Each
EUC18260655	825 x 600 x 650	<b>£707.75</b>
EUC18290655	825 x 900 x 650	<b>£740.80</b>



4 x 100mm, 1 x 150mm &amp; 1 x 200mm Drawers

Code	Size H x W x D mm	Each
EUC1826065E	825 x 600 x 650	<b>£796.95</b>
EUC1829065E	825 x 900 x 650	<b>£833.15</b>



7 x 100mm Drawers

Code	Size H x W x D mm	Each
EUC1826065V	825 x 600 x 650	<b>£865.75</b>
EUC1829065A	825 x 900 x 650	<b>£661.55</b>



Worktop Options



27mm Beech Worktop



20mm Laminate Worktop



24mm Tool Tray Worktop

Code	Each	Code	Each	Code	Each
To Suit 600Wmm Units		To Suit 600Wmm Units		To Suit 600Wmm Units	
ESBEETOP6065	<b>£78.80</b>	ESLAMTOP6065	<b>£129.65</b>	ESTLITOP6065	<b>£30.25</b>
To Suit 900Wmm Units		To Suit 900Wmm Units		To Suit 900Wmm Units	
ESBEETOP9065	<b>£117.95</b>	ESLAMTOP9065	<b>£152.50</b>	ESTLITOP9065	<b>£42.65</b>



**INFORMATION**

Keep your workspace tidy  
& organised with these professional  
Drawer Cabinets

FROM ONLY  
**£203.<sup>95</sup>**

WORKBENCHES



## SYSTEM TEK WORKBENCHES

WORKBENCHES



Drawer &amp; Cupboard Front Colours available:

## SYSTEM TEK WORKBENCHES

Our System Tek Workbench range offers a system to build and customise your own workshop bench. They are ideal for the industrial, manufacturing or workshop set-up and provide ideal storage with many Euroslide Drawer Cabinets options.

## INFORMATION

Keep your workspace organised with this Workbench & Drawer Cabinet solution

FROM ONLY  
**£203.<sup>95</sup>**

## STEP 1 - Choose your System Tek Workbench Cabinet

Key	Code	Description / Cabinets Size H x W x D mm	Each
A	EUC18260651	Single Cupboard / 825H x 600W x 650Dmm	<b>£203.95</b>
B	EUC18260652	2 x 100mm Drawers & Cupboard / 825H x 600W x 650Dmm	<b>£427.60</b>
C	EUC1826065A	1 x 150mm & 3 x 200mm Drawers / 825H x 600W x 650Dmm	<b>£637.20</b>
D	EUC1826065C	5 x 150mm Drawers / 825H x 600W x 650Dmm	<b>£720.55</b>
E	EUC18260655	2 x 100mm, 2 x 150mm & 1 x 200mm Drawers / 825H x 600W x 650Dmm	<b>£707.75</b>
F	EUC1826065E	4 x 100mm, 1 x 150mm & 1 x 200mm Drawers / 825H x 600W x 650Dmm	<b>£796.95</b>
G	EUC1826065V	7 x 100mm Drawers / 825H x 600W x 650Dmm	<b>£865.75</b>

## STEP 2 - Add your System Tek Worktop

Code	Worktop Type / Size W x D mm	Each
ESBEETOP1565	27mm Solid Beech Worktop / 1500 x 650	<b>£189.60</b>
ESBEETOP1865	27mm Solid Beech Worktop / 1880 x 650	<b>£227.25</b>
ESLAMTOP1565	19mm Laminate Worktop / 1500 x 650	<b>£211.90</b>
ESLAMTOP1865	19mm Laminate Worktop / 1880 x 650	<b>£212.80</b>

## STEP 2 - Add your System Tek Worktop Accessories

Key	Code	Description	Each
A	BESP7605XXXX	760mm Rear Support Legs	<b>£75.45</b>
A	BESP1180XXXX	1180mm Rear Support Legs	<b>£91.70</b>
B	BEUS1500PXXX	Upper Shelf (300Dmm Laminate) for 1500mm Benches	<b>£126.15</b>
B	BEUS1800PXXX	Upper Shelf (300Dmm Laminate) for 1880mm Benches	<b>£150.15</b>
B	BEUS1500BXXX	Upper Shelf (300Dmm Beech) for 1500mm Benches	<b>£147.65</b>
B	BEUS1800BXXX	Upper Shelf (300Dmm Beech) for 1880mm Benches	<b>£179.50</b>
C	BERS1500LXXX	Light/Tool Rail Support for 1500mm Benches	<b>£84.80</b>
C	BERS1800LXXX	Light/Tool Rail Support for 1880mm Benches	<b>£87.80</b>
D	BE3LED1200XX	3 Setting LED Light - 1200mm	<b>£61.60</b>
F	BECP4815IXXX	Louvre/Perforated Back Panel for 1500mm Benches	<b>£159.55</b>
F	BECP4818IXXX	Louvre/Perforated Back Panel for 1880mm Benches	<b>£177.00</b>
F	BELO4815IXXX	Louvre/Pin Back Panel for 1500mm Benches	<b>£159.20</b>
F	BELO4818IXXX	Louvre/Pin Back Panel for 1880mm Benches	<b>£177.05</b>
F	BECP4815I3XX	Combi back panel for 1500mm Benches	<b>£170.75</b>
F	BECP4818I3XX	Combi back panel for 1880mm Benches	<b>£189.15</b>
G	BESDWT15XXXX	Worktop Service Duct for 1500mm Benches**	<b>£125.00</b>
H	BESDP15XXXX	Post Fitted Service Duct for 1500mm Benches**	<b>£140.05</b>
I	E2LEGMOD6560	Support Leg & Modesty Panel	<b>£88.35</b>

\*\*Worktop Service Ducts are not supplied with cabling and must be fitted by a qualified electrician \*\*Accessories must be ordered with the Workbenches



## MOBILE EUROSLIDE DRAWER CABINETS



Single Door Cupboard

Code	Size H x W x D mm	Each
EUC9860651M	980 x 600 x 650	£360.50



2 x 100mm Drawers &amp; Single Door Cupboard

Code	Size H x W x D mm	Each
EUC9860652M	980 x 600 x 650	£584.15



2 x 100mm, 2 x 150mm &amp; 1 x 200mm Drawers

Code	Size H x W x D mm	Each
EUC9860655M	980 x 600 x 650	£842.55



4 x 100mm, 1 x 150mm &amp; 1 x 200mm Drawers

Code	Size H x W x D mm	Each
EUC986065EM	980 x 600 x 650	£931.70



1 x 150mm &amp; 3 x 200mm Drawers

Code	Size H x W x D mm	Each
EUC986065AM	980 x 600 x 650	£772.00



5 x 150mm Drawers

Code	Size H x W x D mm	Each
EUC986065CM	980 x 600 x 650	£855.35



7 x 100mm Drawers

Code	Size H x W x D mm	Each
EUC986065VM	980 x 600 x 650	£1000.50

Worktop Options



Code	Description	Size W x D mm	Each
ESBEETOP6065	27mm Beech Top	600 x 650	£78.80
ESLAMTOP6065	20mm Laminate Top	600 x 650	£129.65
ESTLTTOP6065	24mm Tool Tray Top	600 x 650	£30.25

## TOOL TROLLEYS



## SUPER STRENGTH® MULTI PURPOSE TROLLEYS

- Non conductive - will not pass an electrical current
- Unaffected by battery acids, solvents and cleaning solutions
- Easy to clean - will not rust dent or chip
- Mobile on 4 x 100mm swivel castors, (2 with brakes)



GI335L



GI334L

SUPER STRENGTH



3 DAY DELIVERY



150kg



FREE!



10 YEAR GUARANTEE

Code	Description	Colour	Size L x W x H mm	Size between Shelves	Each
GI241L	Two Shelf Trolley (2 flat shelves)	Black	610 x 458 x 840	660mm	£125.95
GI341L	Three Shelf Trolley (3 flat shelves)	Black	610 x 458 x 840	305 / 305mm	£146.20
GI334L	Two Shelf Trolley (2 flat shelves)	Black	890 x 610 x 880	650mm	£211.60
GI335L	Three Shelf Trolley (3 flat shelves)	Black	890 x 610 x 865	292 / 292mm	£263.70

## PROPLAZ® HANDY TOOL TROLLEY

- High quality hardwearing black plastic shelves with aluminium uprights
- Complete with optional shelf dividers to keep your tools tidy
- Ideal for use in warehouses, workshops, warehouses etc
- Lightweight & easy to clean
- Mobile on 4 x 100mm swivel castors, (2 with brakes)



Complete with optional shelf dividers to easily keep your tools &amp; fixings tidy &amp; organised

ProPlaz® Handy



3 DAY DELIVERY



100kg

Code	Size L x W x H mm	Each
HI663Y	550 x 460 x 1310	£125.95



HI292Y

FROM ONLY  
£243.60

HI291Y

## PROPLAZ® SHELF TROLLEYS

- High quality black plastic shelves with aluminium uprights
- Ideal for use in warehouses, workshops, warehouses etc
- Mobile on 4 x 100mm swivel castors, (2 with brakes)

ProPlaz®



3 DAY DELIVERY



150kg

Code	Description	Size L x W x H mm	Size between Shelves	Each
HI291Y	Two Shelf Trolley with Lockable Drawer	750 x 460 x 940	560mm	£243.60
HI292Y	Two Shelf Trolley with 2 Steel Drawers	750 x 460 x 940	560mm	£315.70



HI29Y

FROM ONLY  
£154.60

HI31Y

## PROPLAZ® PLUS TRAY TROLLEYS

- High quality black plastic shelves with aluminium uprights
- Ideal for use in warehouses, workshops, warehouses etc
- Mobile on 4 x 100mm swivel castors, (2 with brakes)
- Tray depth of 100mm

ProPlaz® Plus



3 DAY DELIVERY



150kg

Code	Description	Size L x W x H mm	Size between Shelves	Each
HIT29Y	Two Tray Trolley	870 x 490 x 990	553mm	£154.60
HIT31Y	Three Tray Trolley	870 x 490 x 1050	275 / 275mm	£184.55



## ADJUSTABLE HEIGHT TROLLEY

- Top shelf is easily adjustable from 660 to 1070mm in 100mm increments & comes complete with a ribbed rubber mat
- Shelves are manufactured from 20 gauge steel with smooth rounded edges for extra strength, with the legs constructed from 14 gauge steel
- Mobile on 4 x 100mm swivel castors, (2 with brakes)



125kg

Code	Size L x W x H mm	Each
GI942W	610 x 460 x 660/1070	£223.05



## TOOL TROLLEYS WITH LOCKABLE DRAWERS

- High quality steel tray construction with a red finish, chrome steel frame & smooth running drawers
- Deep 70mm lip all around the shelves to keep your tools secure
- Mobile on 4 x 100mm swivel castors, (2 with brakes)



125kg

Code	Description	Size L x W x H mm	Size of Shelves	Each
TCC12Y	Two Shelf Trolley with 1 Drawer	770 x 410 x 890	360mm	£149.10
TCC22Y	Two Shelf Trolley with 2 Drawers	770 x 410 x 890	280mm	£186.40

## DESK CONVERTER

Easily adjustable for flexible working, this spacious desk converter enables an easy switch between sitting and standing positions which improves an individual's physical wellbeing and posture at work. The pneumatic air cylinder allows smooth adjustments from sit to stand in rapid time with a maximum height of 620mm above the desktop. Offering a vast 32-inch (813mm) top shelf for monitors and a second shelf with a chamfered edge for mouse/keyboard extra operator comfort.

- Ideal for your workshop or production department
- Simply place on a surface & enjoy the flexibility of standing or sitting at your desk
- A pneumatic air cylinder allows smooth adjustments from sit to stand in mere seconds, bringing the maximum height of 620mm above the desktop
- The ergonomic two-tier design offers a spacious 32-inch (813mm) top shelf for monitors & a second shelf for a mouse/keyboard
- Meets ANSI/BIFMA standards
- Chamfered keyboard shelf edge for extra operator comfort



Code	Size H x W x D mm	Top Shelf Size W x D mm	Bottom Shelf Size W x D mm	Base Size W x D mm	Each
DC831L	146 / 620 x 813 x 596	813 x 349	699 x 248	813 x 596	£341.25

## INFORMATION



Significantly improve your wellbeing & posture whilst working by easily adjusting from sit to stand

FROM ONLY  
**£341.25**

WORKBENCHES

# SACK TRUCKS

## BUDGET SACK TRUCKS

- Lightweight steel construction with hardwearing finish
- Mobile on 200mm rubber wheels



Code	Description	Size H x W x D mm	Toe Plate Size W x D mm	Each
GI256H	Looped Handle	1120 x 470 x 410	350 x 228	£52.45
GI258H	Hand Grip Handle	1000 x 470 x 410	350 x 180	£51.05

## STEEL SACK TRUCKS

- Steel construction with hardwearing finish
- Incorporates knuckle guard hand grips & wheel guards
- Mobile on REACH compliant wheels



Code	Load	Wheels	Size H x W x D mm	Toe Plate Size W x D mm	Each
GI521H	150kg	200mm Cushion	1135 x 480 x 445	350 x 200	£70.05
GI523P	250kg	250mm Pneumatic	1120 x 545 x 435	350 x 185	£80.05

## 'P' HANDLE SACK TRUCK

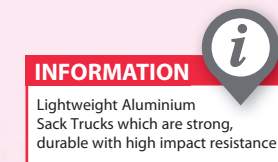
- 'P' handle allows the unit to be laid horizontally or vertically for ease of loading & unloading
- Mobile on 250mm pneumatic wheels for a smooth ride over rough terrain



Code	Size H x W x D mm	Toe Plate Size W x D mm	Each
GI708P	1310 x 550 x 460	350 x 210	£60.40

## ALUMINIUM SACK TRUCKS

- Aluminium frames is lightweight, strong & easily manoeuvrable
- Mobile on 250mm pneumatic wheels for a smooth ride over rough terrain
- Flat frame gives extra stability when moving large or bulky loads
- Toe plate size of 355W x 225Dmm



Code	Description	Size H x W mm	Each
GI801P	High Back	1595 x 515	£165.85
GI802P	Looped Handle	1250 x 470	£150.00
GI803P	'P' Handle	1345 x 470	£160.40
GI804P	Hand Grip Handle	1320 x 470	£154.00



## WHITE GOODS SACK TRUCK

- Designed for the moving of electrical goods. Fitted with plastic tube protectors to protect your load from damage
- 'P' handle allows the unit to be laid horizontally or vertically for ease of loading & unloading
- Mobile on 250mm pneumatic wheels for a smooth ride over rough terrain
- Complete with wheel guards



Code	Size H x W x D mm	Toe Plate Size W x D mm	Each
GI340Y	1315 x 550 x 495	510 x 190	£93.20





Folding Toe Plate stays in folded position by the use of a magnet



**3 DAY DELIVERY** **LOAD UP TO 300kg**

### INFORMATION



Complete with puncture proof wheels  
"WILL NOT LET YOU DOWN"

### REACH COMPLIANT WHEELS

REACH (Registration, Evaluation, Authorisation & Restriction of Chemicals) is a European regulation that addresses the production & use of chemical substances, & their potential impacts on both human health & the environment

FROM ONLY  
**£78.10**

### APOLLO HEAVY DUTY SACK TRUCKS WITH PUNCTURE PROOF WHEELS

Heavy duty sack trucks which are mobile on REACH compliant, puncture proof wheels. The high quality steel has a hard wearing aqua blue powder coated finish. The sack trucks also come complete with strong, riveted knuckle guard hand grips.

- GI701R - high back unit with wheel guards & robust plastic covered skids
- GI702R - extra wide unit with wheel guards
- GI703R - standard unit
- GI704R - complete with wheel guards. This unit also comes with a fixed (250kg capacity) & folding toe plate (150kg capacity). The folding toe plate stays in the folded position by the use of a magnet
- GI705R - complete with wheel guards & 'P' handle. The 'P' handle allows the unit to be laid horizontally for ease of loading or unloading
- GI706R - strong angle iron unit complete with wheel guards

Code	Load	Size H x W x D mm	Fixed Toe Plate Size W x D mm	Folding Toe Plate Size W x D mm	Wheel Size	Each
GI701R	300kg	1320 x 510 x 630	285 x 280	-	250mm	<b>£136.45</b>
GI702R	250kg	1085 x 610 x 585	475 x 240	-	250mm	<b>£122.65</b>
GI703R	200kg	1110 x 515 x 490	360 x 250	-	200mm	<b>£78.10</b>
GI704R	250kg	1240 x 535 x 710	390 x 165	320 x 430	250mm	<b>£99.00</b>
GI705R	250kg	1310 x 520 x 460	366 x 220	-	250mm	<b>£90.50</b>
GI706R	300kg	1185 x 580 x 600	385 x 300	-	250mm	<b>£124.90</b>



MATERIALS  
HANDLING

GI702R



## SACK TRUCKS



## FORT® FOLDING TOE SACK TRUCKS

- TCS66Y: mobile on 260mm pneumatic wheels. Double toe gives extra versatility (fixed: 460W x 150Dmm & folding: 330W x 330Dmm)
- TCS58Y: mobile on 200mm rubber wheels. Large toe plate is ideal for bulky items
- TCS82Y: mobile on 200mm rubber wheels. Knuckle guard hand grips protect your knuckles

FROM ONLY  
**£216<sup>.50</sup>**

## INFORMATION

Folding toe plates allow these sack trucks to be easily stored and transported



3 DAY  
DELIVERY



LOAD  
UP TO 250kg



3 YEAR  
GUARANTEE

Code	Load	Size H x W mm	Toe Plate Size W x D mm	Each
TCS66Y	150kg	1150 x 560	330 x 330	<b>£216.50</b>
TCS58Y	250kg	1050 x 420	300 x 460	<b>£234.70</b>
TCS82Y	250kg	1020 x 480	460 x 360	<b>£236.45</b>

## FORT® SACK &amp; CASE SACK TRUCKS



- Concave back units come complete with knuckle guard hand grips to protect your knuckles
- Mobile on 200mm cushion roller bearing wheels

Colours available:



FROM ONLY  
**£249<sup>.15</sup>**



3 DAY  
DELIVERY



LOAD  
UP TO 250kg

Code	Load	Size H x W mm	Toe Plate Size W x D mm	Each
TS139H	250kg	1100 x 420	410 x 200	<b>£249.15</b>
TS149H	250kg	1100 x 510	360 x 200	<b>£256.45</b>
TS143H	200kg	1168 x 495	400 x 483	<b>£273.10</b>



3 YEAR  
GUARANTEE

## FORT® HEAVY DUTY FOLDING TOE SACK TRUCK

- Fully welded, strong & robust frame with a folding toe plate
- Mobile on 200mm rubber tyred wheels

Colours available:



## INFORMATION

Fully welded, strong & robust frame sack truck with a 3 year guarantee

ONLY  
**£146<sup>.80</sup>**



3 DAY  
DELIVERY



200kg



3 YEAR  
GUARANTEE

Code	Size H x W mm	Toe Plate Size W x D mm	Each
FJ182H	960 x 500	310 x 330	<b>£146.80</b>





FROM ONLY  
**£52.50**

 3 DAY DELIVERY  LOAD UP TO 200kg  
**SUPER COMPACT TRUCKS**

These folding Super Compact Trucks, which are constructed from lightweight aluminium, are ideal for lifting loads across a wide range of environments including offices, warehouses, residential properties and schools. They are easy to fold and unfold which allows for convenient and compact storage in seconds. This enables it to be stored or transported in restricted spaces such as the boots of cars and vans to assist with deliveries. The GI025Y & GI033Y have elasticated load retaining straps to secure the goods in the correct position on the truck and prevent them from falling and sustaining potential damage.

- Lightweight aluminium construction which is simple to use, easy to carry and folds/unfolds quickly
- Can be stored and transported in confined spaces making them ideal for deliveries
- GI025Y & GI033Y - complete with load retaining straps
- GI043Y - comes complete with knuckle guard hand grips

Code	Load	Description	Open Size H x W x D mm	Folded Size H x W x D mm	Toe Plate Size W x D mm	Wheel Size	Each 1+	Each 3+
GI025Y	60kg	Mini Compact Truck	1000 x 400 x 420	650 x 390 x 60	390 x 240	2 x 120mm	<b>£57.75</b>	<b>£52.50</b>
GI033Y	100kg	Super Compact Truck	1000 x 490 x 450	700 x 490 x 60	490 x 270	2 x 180mm	<b>£81.40</b>	<b>£78.25</b>
GI043Y	200kg	Heavy Duty Compact Truck	1255 x 620 x 600	1010 x 595 x 97	590 x 335	2 x 200mm	<b>£178.45</b>	-



GI025Y Folded



GI033Y Folded



GI043Y Folded



Padded handles & knuckle guard hand grips on the GI043Y which fold flat for compact storage



GI043Y



GI025Y



GI033Y

### FOLDING TOE SACK TRUCKS

- Ideal for storing in a car boot or van
- Mobile on 150mm rubber plain bearing wheels
- GI151Y - straight back frame with a folding toe plate
- GI162Y - telescopic handle frame (3 positional heights of 800/930/1060mm) with a folding toe plate

FROM ONLY  
**£71.90**



GI151Y

GI162Y

 3 DAY DELIVERY  100kg

Code	Description	Size H x W mm	Toe Plate Size W x D mm	Each
GI151Y	Straight Frame	1020 x 360	300 x 380	<b>£71.90</b>
GI162Y	Telescopic Frame	1060 x 360	300 x 380	<b>£73.00</b>

### COMPACT SACK TRUCK

- Easily folds to fit in a car boot or van
- Mobile on 150mm solid rubber wheels
- Lightweight aluminium construction which is easy to carry and folds/unfolds quickly

ONLY  
**£51.40**



 3 DAY DELIVERY  90kg

Code	Open Size H x W x D mm	Folded Size H x W x D mm	Toe Plate Size W x D mm	Each
GI960Y	1090 x 412 x 406	715 x 412 x 190	360 x 250	<b>£51.40</b>



### TELESCOPIC SACK TRUCK

- Telescopic handle slides in nylon sleeves for smooth operation
- Incorporates knuckle guard hand grips & wheel guards
- Large 250mm pneumatic wheels
- Subject to availability

ONLY  
**£65.10**



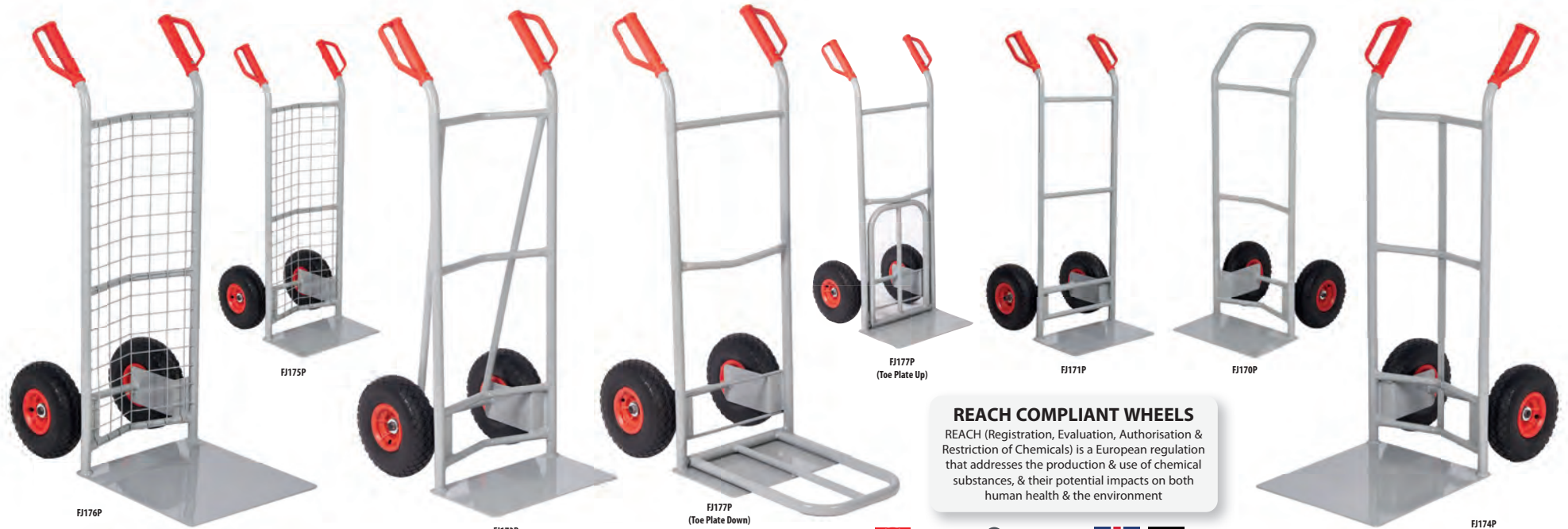
 3 DAY DELIVERY  100kg

Code	Open Size H x W x D mm	Folded Size H x W x D mm	Toe Plate Size W x D mm	Each
GI405P	1130 x 488 x 550	773 x 488 x 295	255 x 295	<b>£65.10</b>



MATERIALS  
HANDLING

# SACK TRUCKS



## REACH COMPLIANT WHEELS

REACH (Registration, Evaluation, Authorisation & Restriction of Chemicals) is a European regulation that addresses the production & use of chemical substances, & their potential impacts on both human health & the environment



## FORT® HEAVY DUTY SACK TRUCKS WITH PUNCTURE PROOF WHEELS

Heavy duty sack trucks which are mobile on 250mm REACH compliant, puncture proof wheels. The wheels close couple mounting with integrated wheel guards which stops the wheels protruding the sack truck frame which aids manoeuvrability. The high quality steel construction has a grey hard wearing powder coated finish. The sack trucks also come complete with strong, screw fixed knuckle guard hand grips (the FJ180P has a looped handle).

- UK Manufactured with a 3 Year Guarantee
- FJ170P - concave cross members with looped handle
- FJ171P - straight cross members
- FJ172P - concave cross members with standard toe plate
- FJ173P - concave cross members and axle supports
- FJ174P - concave cross members with large toe plate
- FJ175P - mesh back with standard toe plate
- FJ176P - mesh back with large toe plate
- FJ177P - fixed (250kg capacity) & folding toe plate (230kg capacity)
- FJ178P - high back

FROM ONLY  
**£126.45**

Code	Load	Size H x W x D mm	Fixed Toe Plate Size W x D mm	Folding Toe Plate Size W x D mm	Each
FJ170P	230kg	1100 x 450 x 500	410 x 200	-	<b>£126.45</b>
FJ171P	260kg	1100 x 500 x 500	410 x 200	-	<b>£132.00</b>
FJ172P	260kg	1100 x 500 x 500	410 x 200	-	<b>£134.50</b>
FJ173P	280kg	1100 x 500 x 500	410 x 200	-	<b>£149.60</b>
FJ174P	260kg	1100 x 500 x 700	410 x 400	-	<b>£142.30</b>
FJ175P	260kg	1100 x 500 x 500	410 x 200	-	<b>£139.80</b>
FJ176P	260kg	1100 x 500 x 700	410 x 400	-	<b>£148.80</b>
FJ177P	250kg	1100 x 500 x 500	410 x 200	320 x 450	<b>£152.50</b>
FJ178P	280kg	1410 x 580 x 500	410 x 200	-	<b>£159.10</b>







## INFORMATION



Complete with  
puncture proof wheels  
"WILL NOT LET YOU DOWN"



FROM ONLY  
**£211.<sup>60</sup>**

## REACH COMPLIANT WHEELS

REACH (Registration, Evaluation, Authorisation & Restriction of Chemicals) is a European regulation that addresses the production & use of chemical substances, & their potential impacts on both human health & the environment



3 DAY  
DELIVERY



LOAD  
UP TO 290kg



5 YEAR  
GUARANTEE

## FORT® HEAVY DUTY SACK TRUCKS WITH PUNCTURE PROOF WHEELS

Heavy duty sack trucks which are mobile on 250mm REACH compliant, puncture proof wheels. The durable, large diameter, tubular construction frame has a black hard wearing powder coated finish. The sack trucks also come complete with heavy duty looped handles & wheel guards.

- UK Manufactured with a 5 Year Guarantee
- FJ180P - concave cross members with looped handle
- FJ186P - mesh back with large toe plate
- FJ187P - fixed & folding toe plate
- FJ188P - high back
- FJ189P - extra wide

Code	Load	Size H x W x D mm	Fixed Toe Plate Size W x D mm	Folding Toe Plate Size W x D mm	Each
FJ180P	240kg	1100 x 540 x 480	410 x 200	-	<b>£211.60</b>
FJ186P	270kg	1100 x 540 x 680	410 x 400	-	<b>£236.55</b>
FJ187P	250kg	1100 x 540 x 480	410 x 200	320 x 450	<b>£231.50</b>
FJ188P	290kg	1410 x 540 x 570	410 x 200	-	<b>£239.55</b>
FJ189P	270kg	1100 x 640 x 495	510 x 200	-	<b>£222.30</b>



MATERIALS  
HANDLING



## SACK TRUCKS



## WIDE STAIRCLIMBER

- Fixed and folding toe plates (folding toe plate size of 395W x 460D mm)
- Mounted on 160mm wheels on a '3 star' system
- Max load: 50kg *on stairs* & 150kg *as a sack truck*
- Complete with adjustable load strap to secure goods to the stairclimber

## INFORMATION

Complete with fixed & folding toe plates and adjustable load strap to secure your goods

ONLY  
**£132.25**



3 DAY DELIVERY



LOAD UP TO 150kg

Code	Size H x W x D mm	Fixed Toe Plate Size W x D mm	Each
GI360Y	1160 x 605 x 795	410 x 200	<b>£132.25</b>



## COMPACT ALUMINIUM STAIRCLIMBER WITH SKIDS

- Mounted on 58mm wheels on a '3 star' system
- Max load: 30kg *on stairs* & 60kg *as a sack truck*
- Complete with load strap to secure goods to the stairclimber

ONLY  
**£62.95**



Easy operation on stairs



Load Strap Storage Compartment



'3' star' wheel system




3 DAY DELIVERY



LOAD UP TO 60kg

Code	Size H x W x D mm	Folded Size H x W x D mm	Toe Plate Size W x D mm	Each
GI083Y	1050 x 415 x 415	635 x 395 x 67	387 x 270	<b>£62.95</b>



## TELESCOPIC STAIRCLIMBER

- Mounted on 150mm wheels on a '3 star' system
- Max load: 50kg *on stairs* & 150kg *as a sack truck*
- Fitted with knuckle guard hand grips, wheel guards & plastic guarded skids

ONLY  
**£79.65**



3 DAY DELIVERY



LOAD UP TO 150kg

Code	Size H x W x D mm	Folded Size H x W x D mm	Toe Plate Size W x D mm	Each
GI390Y	1230 x 500 x 680	830 x 500 x 430	290 x 285	<b>£79.65</b>



## ALUMINIUM STAIRCLIMBER WITH SKIDS

- Mounted on 150mm wheels on a '3 star' system
- Max load: 60kg *on stairs* & 150kg *as a sack truck*
- Fitted with knuckle guard hand grips, wheel guards & plastic guarded skids

ONLY  
**£138.55**



3 DAY DELIVERY



LOAD UP TO 150kg

Code	Size H x W x D mm	Toe Plate Size W x D mm	Each
GI380Y	1180 x 500 x 550	300 x 210	<b>£138.55</b>



## STAIRCLIMBER WITH SKIDS

- Mounted on 150mm wheels on a '3 star' system
- Max load: 60kg *on stairs* & 150kg *as a sack truck*
- Fitted with knuckle guard hand grips, wheel guards & plastic guarded skids

ONLY  
**£104.95**



3 DAY DELIVERY



LOAD UP TO 150kg

Code	Size H x W x D mm	Toe Plate Size W x D mm	Each
GI370Y	1180 x 480 x 600	300 x 245	<b>£104.95</b>



**THREE WAY SACK TRUCK**

- A multi-purpose truck which easily & quickly converts from a basic sack truck to a 4 wheel sack truck or platform truck
- Practical solution for moving bulky goods between locations
- Mobile on 2 x 200mm rubber tyred wheels and 2 x 125mm rubber tyred castors
- Horizontal platform height: 260mm

**INFORMATION**

Converts quickly and easily from a sack truck to a 4 wheel sack truck or platform truck

ONLY  
**£125.<sup>50</sup>**



3 DAY  
DELIVERY



250kg

Code	Platform Truck Size H x W x D mm	4 Wheel Sack Truck Size H x W x D mm	Basic Sack Truck Size H x W mm	Toe Plate Size W x D mm	Each
GI135Y	710 x 470 x 1280	840 x 470 x 1205	1280 x 470	470 x 190	<b>£125.50</b>



Sack Truck



Platform Truck



4 Wheel Sack Truck

**HEAVY DUTY THREE WAY SACK TRUCK**

- A multi-purpose truck which easily & quickly converts from a basic sack truck to a 4 wheel sack truck or platform truck
- Practical solution for moving bulky goods between locations
- Mobile on 2 x 200mm rubber tyred wheels and 2 x 125mm rubber tyred castors
- Horizontal platform height: 260mm

**INFORMATION**

Converts quickly and easily from a sack truck to a 4 wheel sack truck or platform truck

ONLY  
**£266.<sup>05</sup>**



3 DAY  
DELIVERY



300kg

Code	Platform Truck Size H x W x D mm	4 Wheel Sack Truck Size H x W x D mm	Basic Sack Truck Size H x W mm	Toe Plate Size W x D mm	Each
FJ135Y	795 x 510 x 1270	890 x 510 x 1190	1270 x 510	510 x 200	<b>£266.05</b>



Platform Truck



Sack Truck



4 Wheel Sack Truck

## SACK TRUCKS

**TWO WAY SACK TRUCK**

- Easily & quickly converts from a basic sack truck to a platform truck
- Mobile on 2 x 250mm pneumatic wheels and 2 x 100mm swivel castors

ONLY  
**£89.25**



Code	Platform Truck Size H x W x D mm	Basic Sack Truck Size H x W x D mm	Toe Plate Size W x D mm	Each
GI358Y	890 x 980 x 550	1240 x 450 x 550	350 x 180	<b>£89.25</b>

**TWO WAY CARGO SACK TRUCK**

- Easily & quickly converts from a basic sack truck to a platform truck
- Mobile on 2 x 250mm pneumatic wheels and 2 x 100mm swivel castors
- Capacity: 150kg in platform truck mode and 250kg in sack truck mode



Close up of clasp holding the handle in position

ONLY  
**£125.95**



Sack Truck



Platform Truck



Code	Platform Truck Size H x W x D mm	Basic Sack Truck Size H x W x D mm	Toe Plate Size W x D mm	Each
GI352Y	930 x 390 x 1175	1175 x 390 x 585	310 x 335	<b>£125.95</b>

**ALUMINIUM THREE WAY SACK TRUCK**

- A multi-purpose truck which easily & quickly converts from a basic sack truck to a 4 wheel sack truck or platform truck
- Practical solution for moving bulky goods between locations
- Fixed and folding toe plates (folding toe plate size of 228W x 686D mm)
- Mobile on 2 x 250mm pneumatic wheels and 2 x 125mm polyurethane tyred castors



Platform Truck



4 Wheel Sack Truck

**INFORMATION**

Converts quickly and easily from a sack truck to a 4 wheel sack truck or platform truck

ONLY  
**£355.05**



Sack Truck



Code	Platform Truck Size H x W x D mm	4 Wheel Sack Truck Size H x W x D mm	Basic Sack Truck Size H x W x D mm	Fixed Toe Plate Size W x D mm	Each
GI935P	980 x 530 x 1500	???? x 530 x ????	1325 x 530	457 x 190	<b>£355.05</b>



## FOLDING BOX TRUCKS

**ProPlaz®**  
**box truck**



BI045Y with Strong Canvas Bag

**INFORMATION**

Easily hold fooscap  
lever arch files & box files (GI041Y  
holds A4 files)

FROM ONLY  
**£27.10**



Only 85mm deep  
when folded



BI041Y

**PROPLAZ® FOLDING BOX TRUCKS**

Box trucks are a smart and easy way to move items such as files, books, cds and records from one place to another. The trucks are foldable to a compact depth for easy storage and transportation. The box trucks easily hold fooscap and lever arch files (the GI040Y holds A4 files) and the BI045Y comes complete with a strong canvas bag

- Only 85mm deep when folded
- Durable plastic construction
- Opens & folds in seconds



GI042Y

**ProPlaz®**  
**box truck**



GI040Y



GI041Y

MATERIALS  
HANDLING

Code	Description	Load	Open Size H x W x D mm	Internal Size H x W x D mm	Each 1+	Each 3+
GI040Y	Blue/Yellow	25kg	850 x 375 x 325	290 x 345 x 270	<b>£29.75</b>	<b>£27.10</b>
GI041Y	Blue/Yellow	35kg	990 x 460 x 390	350 x 395 x 330	<b>£35.65</b>	<b>£33.10</b>
BI041Y	Black	35kg	990 x 460 x 390	350 x 395 x 330	<b>£33.45</b>	<b>£30.65</b>
BI045Y	Black with Canvas Bag	35kg	990 x 460 x 390	350 x 395 x 330	<b>£50.15</b>	<b>£46.45</b>
GI042Y	Grey/Red with Removable Lid	35kg	990 x 460 x 390	350 x 395 x 330	<b>£39.40</b>	<b>£37.10</b>

# DOLLIES



## WOODEN DOLLY

- Strong and durable MDF dolly with 4 anti-slip pads
- Mobile on 4 x 75mm polypropylene swivel castors



Anti-slip pads



Code	Size H x L x W mm	Each
PD663Y	110 x 580 x 290	£34.40

## FURNITURE DOLLIES - SUPPLIED IN PAIRS

- Fitted with ribbed green carpet
- Mobile on 4 x 100mm swivel castors
- Supplied in pairs

FROM ONLY  
**£88.45**



Code	Size H x L x W mm	Each 1+	Each 2+
FD201N	130 x 600 x 300	£94.35	£88.45

## HEAVY DUTY PLASTIC DOLLY

- Strong and durable construction
- Mobile on 4 x 75mm polypropylene swivel castors

ONLY  
**£91.90**



Code	Size H x L x W mm	Each
PD350N	125 x 610 x 405	£91.90



FD400Y

## CARPETED DOLLIES

- Strong and durable hardwood construction with carpeted ends
- Mobile on 4 x swivel castors

FROM ONLY  
**£36.70**



FD900Y



Code	Size L x W mm	Load	Each 1+	Each 2+
FD400Y	460 x 310	450kg	£41.95	£36.70
FD750Y	450 x 750	380kg	£48.05	£41.50
FD900Y	600 x 900	300kg	£65.90	£56.95

## 'MINI' PLASTIC PLATFORM DOLLY

- Constructed from injection moulded, lightweight & hygienic plastic
- Mobile on 4 x 80mm plastic swivel castors

FROM ONLY  
**£39.40**



Easy carrying handle



Code	Size H x L x W mm	Each 1+	Each 2+
GI154Y	110 x 600 x 400	£51.25	£39.40




**'CONNECT N ROLL' DOLLIES - SUPPLIED IN PAIRS**

- Each pack consists of 2 dollies (1 black & 1 red). For a greater saving purchase 10 packs (20 dollies)
- Simply 'snap lock' the dollies together to create your required size
- Mobile on 4 x 40mm polypropylene castors

FROM ONLY  
**£20.95****INFORMATION**

Create a dolly size to whatever suits your needs by simply snap locking the dollies together



6 x PD502Y


Code	Size H x L x W mm	Each 1+	Each 5+
PD502Y	65 x 260 x 260	<b>£26.20</b>	<b>£20.95</b>

3 DAY  
DELIVERY35kg  
per Dolly**INTERCONNECTING DOLLIES - SUPPLIED IN PAIRS**

- Each pack consists of 2 dollies. For a greater saving purchase 5 packs (10 dollies)
- Simply 'snap lock' the dollies together to create your required size
- Mobile on 4 x 50mm polypropylene castors

**INFORMATION**

Create a dolly size to whatever suits your needs by simply snap locking the dollies together

FROM ONLY  
**£55.80**

PD638Y

3 DAY  
DELIVERY150kg  
per Dolly

Code	Size H x L x W mm	Each 1+	Each 5+
PD638Y	85 x 485 x 380	<b>£68.60</b>	<b>£55.80</b>

**HEAVY DUTY CONTAINER DOLLY**

- Ideal for carrying 600 x 400mm containers. The rim around the deck of the dolly helps to keep the containers/boxes on the unit
- The unit incorporates a handy carry handle & tow hook
- Mobile on 2 fixed & 2 swivel 75mm polypropylene castors (2 braked)

ONLY  
**£77.20**


Easy carrying handle



Code	Size H x L x W mm	Each
PD665Y	145 x 670 x 460	<b>£77.20</b>

3 DAY  
DELIVERY

300kg



Rear Tow Hook

**CONTAINER DOLLIES**

- Ideal for use with 600 x 400mm containers
- Strong, robust & versatile
- Mobile on 4 x 100mm swivel castors

FROM ONLY  
**£80.70****INFORMATION**

Easily carry 600 x 400mm containers making the dollies ideal for applications like order picking

3 DAY  
DELIVERY

250kg

Code	Description	Size H x L x W mm	Each
PD064S	Dolly	170 x 600 x 400	<b>£80.70</b>
PDT63S	Dolly with Handle	930 x 610 x 400	<b>£116.50</b>

PDT63S  
(containers not included)MATERIALS  
HANDLING

# PLATFORM TROLLEYS

## PLASTIC PLATFORM TROLLEY

- Constructed from injection moulded, lightweight & hygienic plastic
- Mobile on 2 fixed & 2 swivel 100mm rubber castors
- Platform height: 150mm



FROM ONLY  
**£71.35**



Code	Size H x L x W mm	Each
G1152Y	825 x 710 x 460	<b>£71.35</b>

## PLASTIC PLATFORM TROLLEY WITH 3 POSITION HANDLE

- 3 position handle; upright for pushing, angled for towing & flat for use as a dolly
- Constructed from rugged structural foam plastic
- Mobile on 2 fixed & 2 swivel non-marking 125mm rubber castors
- Platform height: 150mm



ONLY  
**£125.95**



Code	Size H x L x W mm	Each
HI914C	800 x 790 x 500	<b>£125.95</b>

## LARGE WHEELED FOLDING PLATFORM TROLLEY

- Flat pressed sheet steel base with a non-slip PVC surface and fold-down handle with powder-coated finish
- Fold-down handle incorporates a foam covering for user comfort
- Rubber buffer around the platform minimises impact damage
- Mobile on 2 fixed & 2 swivel 200mm pneumatic wheels
- Platform height: 260mm



ONLY  
**£176.65**



Code	Size H x L x W mm	Each
G1009P	900 x 870 x 560	<b>£176.65</b>

## GALVANISED DECK PLATFORM TROLLEY

- Galvanised platform with chrome plated fold-down handle
- PVC buffer around the platform minimises impact damage
- Mobile on 2 fixed & 2 swivel 100mm rubber castors
- Platform height: 185mm



ONLY  
**£195.75**



Code	Size H x L x W mm	Each
G1064Y	860 x 880 x 590	<b>£195.75</b>



## FOLDING PLATFORM TROLLEYS

- Flat pressed sheet steel base with a non-slip PVC surface and fold-down handle with powder-coated finish
- Rubber buffer around the platform minimises impact damage
- Mobile on 2 fixed & 2 swivel 125mm rubber castors (100mm castors on the GI102Y)

FROM ONLY  
**£60.65**



Code	Size H x L x W mm	Load	Each
GI102Y	820 x 725 x 472	150kg	<b>£60.65</b>
GI103Y	850 x 907 x 608	250kg	<b>£94.45</b>



## MULTI POSITION FOLDAWAY PLATFORM TROLLEYS



FROM ONLY  
**£73.45**

- Aluminium construction with a telescopic handle & expanding/contracting base
- Fits easily into a car boot/van
- GI001Y incorporates a foam rubber handle for your comfort, plastic load protectors on the base of the rear uprights & corner buffers for added protection to your walls
- GI111Y incorporates fully moulded plastic ends
- Mobile on 100mm castors (2 fixed & 2 swivel)
- Platform height: 160mm



Code	Description	Open Size H x L x W mm	Folded Size H x L x W mm	Each
GI001Y	Multi Position Trolley	960 x 725 x 420	230 x 570 x 420	<b>£73.45</b>
GI111Y	Multi Position Trolley with Moulded Ends	930 x 760 x 440	240 x 570 x 420	<b>£94.15</b>

## DELUXE FOLDING PLATFORM TROLLEYS

- Flat pressed sheet steel base with a non-slip PVC surface and fold-down handle with powder-coated finish
- Fold-down handle incorporates a foam covering for user comfort
- Rubber buffer around the platform minimises impact damage
- Mobile on high quality, smooth running, 2 fixed & 2 swivel 125mm polyurethane castors (100mm castors on the GIK02Y)

FROM ONLY  
**£77.55**



Code	Size H x L x W mm	Load	Each
GIK02Y	830 x 740 x 482	150kg	<b>£77.55</b>
GIK03Y	870 x 914 x 620	300kg	<b>£114.60</b>





## PLATFORM TROLLEYS

# ProPlaz<sup>®</sup>

## Blue



PPU96Y



PPU95Y



PPU23Y



PPU24Y



Anti-slip discs on all platforms & shelves prevent goods from slipping



Strong sub-surface on all units give greater load capacities



LOAD UP TO 300kg

### PROPLAZ<sup>®</sup> BLUE PLATFORM TROLLEYS

These strong and durable platform trolleys are ideal for transporting many goods and can be used in many different applications including hospitals, laboratories, warehouses and factories. It is hygienic, lightweight and sturdy as it is constructed from reinforced polypropylene shelves. The platforms feature anti-slip discs which prevent the items from slipping by enhancing their stability.

- Constructed from re-inforced polypropylene shelves
- Mobile on 2 fixed and 2 swivel low 125 mm low noise castors (PPU81Y has 100mm castors)

Code	Description	Load	Size L x W x H mm	Size between Shelves	Container Size L x W x H mm	Each
PPU81Y	Platform Trolley - Small	150kg	720 x 490 x 860	-	-	<b>£94.25</b>
PPU91Y	Platform Trolley - Large	300kg	900 x 600 x 890	-	-	<b>£131.55</b>
PPU95Y	Two Tier Trolley	300kg	900 x 600 x 930	465mm	-	<b>£190.50</b>
PPU96Y	Three Tier Trolley	300kg	900 x 600 x 930	208 / 208mm	-	<b>£278.50</b>
PPU25Y	Two Tier Trolley with Wire Surround	300kg	900 x 600 x 920	465mm	-	<b>£227.70</b>
PPU23Y	Mesh Truck with Open Top & 1/2 Drop Side	300kg	900 x 600 x 880	-	860 x 560 x 500	<b>£199.75</b>
PPU24Y	Mesh Truck with Hinged Lid Top & 1/2 Drop Side	300kg	900 x 600 x 895	-	860 x 560 x 500	<b>£245.40</b>





**ProPlaz**<sup>®</sup>  
*Blue*




PPU25Y

FROM ONLY  
**£94.25**



**INFORMATION**

Ideal for transporting goods  
in warehouses, offices, warehouses,  
laboratories, hospitals etc



PPU81Y  
Folded



PPU91Y

MATERIALS  
HANDLING



## PLATFORM TROLLEYS

# ProPlaz® Super Silent



PPS98Y



PPS97Y



PPS43Y



PPS44Y

**PROPLAZ® SUPER SILENT PLATFORM TROLLEYS**

These strong and durable platform trolleys are mobile on four superior smooth running rubber, silent castors which give effortless manoeuvrability with minimal resistance. These trolleys are used in many different applications including hospitals, laboratories, warehouses and factories. It is hygienic, lightweight and sturdy as it is constructed from reinforced polypropylene shelves. The platforms feature anti-slip discs which prevent the items from slipping.

- Constructed from re-inforced polypropylene shelves
- Mobile on 2 fixed and 2 swivel, 125 mm ultra smooth silent castors (PPS97Y & PPS98Y have 4 swivel castors)

**INFORMATION**

Ideal for transporting goods in warehouses, offices, warehouses, laboratories, hospitals etc

Code	Description	Size L x W x H mm	Size between Shelves	Container Size L x W x H mm	Each
PPS71Y	Platform Trolley - Large	900 x 600 x 890	-	-	<b>£181.15</b>
PPS75Y	Two Tier Trolley	900 x 600 x 930	465mm	-	<b>£240.05</b>
PPS76Y	Three Tier Trolley	900 x 600 x 930	208 / 208mm	-	<b>£328.10</b>
PPS45Y	Two Tier Trolley with Wire Surround	900 x 600 x 920	465mm	-	<b>£277.35</b>
PPS97Y	Three Tier Trolley with Mesh Ends	900 x 600 x 1200	300 / 300mm	-	<b>£322.15</b>
PPS98Y	Three Tier Trolley with Mesh Side & Ends	900 x 600 x 1200	300 / 300mm	-	<b>£356.55</b>
PPS43Y	Mesh Truck with Open Top & 1/2 Drop Side	900 x 600 x 880	-	860 x 560 x 500	<b>£249.35</b>
PPS44Y	Mesh Truck with Hinged Lid Top & 1/2 Drop Side	900 x 600 x 895	-	860 x 560 x 500	<b>£295.00</b>







The ProPlaz® Super Silent units are mobile on superior smooth running rubber, silent castors.

- ✓ Effortless manoeuvrability with minimal resistance
- ✓ Non-conductive, water proof & wear resistant
- ✓ REACH compliant, resistant to chemicals & extreme temperatures



PP571Y  
Folded



PP545Y



PP575Y



PP576Y

**ProPlaz®**  
*Super Silent*


FROM ONLY  
**£181.15**



PP571Y



Anti-slip discs on all platforms & shelves prevent goods from slipping



Stong sub-surface on all units give greater load capacities

MATERIALS  
HANDLING

## SHELF TROLLEYS

**ProPlaz®**

HI291Y



HI292Y



HI393Y

**INFORMATION**

All shelves have retention lips on 3 sides



High quality shelf trolleys are ideal for use in workshops, warehouses, garages and catering environments. They feature durable black plastic shelves and anodised aluminium uprights which makes it suitable for easy transportation of equipment and goods. Simple to manoeuvre on 4 x 100mm swivel castors (two with brakes), it has push/pull handles with comfortable red grips moulded into the top shelf at both ends.

- High quality black plastic shelves and anodised aluminium uprights
- Lightweight and easy to clean



HI351Y



HI346Y

Code	Description	Size L x W x H mm	Size between Shelves	Each
HI275Y	Two Shelf Trolley	750 x 460 x 940	560mm	<b>£125.45</b>
HI299Y	Two Shelf Trolley	990 x 515 x 970	560mm	<b>£197.25</b>
HI375Y	Three Shelf Trolley	750 x 460 x 980	280 / 280mm	<b>£142.90</b>
HI399Y	Three Shelf Trolley	990 x 515 x 1010	280 / 280mm	<b>£242.10</b>
HI346Y	Three Shelf Trolley with Plastic Sides & Ends	750 x 460 x 980	280 / 280mm	<b>£233.85</b>
HI351Y	Three Shelf Trolley with Plastic Sides & Ends	990 x 515 x 1010	280 / 280mm	<b>£293.40</b>
HI291Y	Two Shelf Trolley with Lockable Steel Drawer	750 x 460 x 940	560mm	<b>£243.60</b>
HI292Y	Two Shelf Trolley with 2 x Steel Drawers	750 x 460 x 940	560mm	<b>£315.70</b>
HI393Y	Three Shelf Trolley with Lockable Steel Drawer & Cupboard	750 x 460 x 980	280mm	<b>£351.00</b>



FROM ONLY  
**£125.45**



H1275Y

H1375Y

**ProPlaz®**

MATERIALS  
HANDLING

## SHELF TROLLEYS



ONLY  
**£125.<sup>95</sup>**

**PROPLAZ® HANDY TOOL TROLLEY**

- High quality hardwearing black plastic shelves with aluminium uprights
- Complete with optional shelf dividers to keep your tools tidy
- Ideal for use in garages, workshops, warehouses etc
- Lightweight & easy to clean
- Mobile on 4 x 100mm swivel castors, (2 with brakes)

**ProPlaz®**  
*Handy*

**INFORMATION**

Effective organisation and transportation of tools & materials in workshops, warehouses, garages etc



Complete with optional shelf dividers to easily keep your tools & fixings tidy & organised



**3 DAY DELIVERY**



**100kg**

Code	Size L x W x H mm	Each
HI663Y	550 x 460 x 1310	<b>£125.95</b>

MATERIALS  
HANDLING



ONLY  
**£130.<sup>45</sup>**

**PROPLAZ® FOLD FOLDING TROLLEY**

- A versatile & extremely useful folding trolley manufactured with an anodised aluminium frame & polypropylene shelves
- Ideal for use in offices, shops, schools etc
- Can be folded in one simple move - ideal in areas where space is limited
- Mobile on 4 x 75mm swivel polypropylene castors (2 braked)
- Clearance between shelves: 300mm
- Capacity of 25kg per shelf U.D.L.
- Shelf size: 560L x 370W mm

**ProPlaz®**  
*Fold*



**3 DAY DELIVERY**



**75kg**

Code	Open Size L x W x H mm	Folded Size L x W x H mm	Each
CI583Y	430 x 670 x 850	430 x 200 x 1060	<b>£130.45</b>

**Easy Fold Mechanism**



**PROPLAZ® PLUS DEEP TRAY TROLLEYS**

High quality shelf trolleys which are ideal for use in workshops, warehouses, garages and catering environments. They feature durable black plastic trays and anodised aluminium uprights which makes it suitable for easy transportation of equipment and goods. Simple to manoeuvre on 4 x 100mm swivel castors (two with brakes), it has push/pull handles with comfortable red grips moulded into the top shelf at both ends.

- High quality black plastic shelves and anodised aluminium uprights
- Lightweight and easy to clean
- Tray depth of 100mm
- HIT32Y - complete with buckets which attach to the top shelf.  
Bucket sizes are: 200H x 350W x 240Dmm & 470H x 350W x 240Dmm

**ProPlaz®**  
*Plus*

**INFORMATION**

Deep trays make these trolleys ideal for many different applications and industries



HIT29Y



HIT31Y



HIT32Y

FROM ONLY  
**£154.60**

MATERIALS  
HANDLING

Code	Description	Size L x W x H mm	Size between Shelves	Each
HIT29Y	Two Tray Trolley	870 x 490 x 990	553mm	<b>£154.60</b>
HIT31Y	Three Tray Trolley	870 x 490 x 1050	275 / 275mm	<b>£184.55</b>
HIT32Y	Three Tray Trolley (top flat shelf & 2 storage trays) - c/w 2 x Buckets	1100 x 490 x 1030	275 / 275mm	<b>£213.80</b>



## SHELF TROLLEYS



GI335L



GI334L



GI237L



GI337L



## INFORMATION

Non conductive and unaffected by battery acid, solvents and cleaning solutions

# SUPER STRENGTH

FROM ONLY  
**£125.95**

**SUPER STRENGTH® MULTI PURPOSE TROLLEYS**

Ideal for transporting materials in the many environments such as workshops, storerooms, warehouses and the automotive industry. These strong, polyethylene moulded trolleys are easy to clean, will not rust, dent or chip, non-conductive and is unaffected by battery acids, solvents and cleaning solutions.

- Non conductive - will not pass an electrical current
- Unaffected by battery acids, solvents and cleaning solutions
- Easy to clean - will not rust dent or chip
- Mobile on 4 x 100mm swivel castors, (2 with brakes)

Code	Load	Description	Colour	Size L x W x H mm	Size between Shelves	Each
GI241L	150kg	Two Shelf Trolley (2 flat shelves)	Black	610 x 458 x 840	660mm	<b>£125.95</b>
GI341L	150kg	Three Shelf Trolley (3 flat shelves)	Black	610 x 458 x 840	305 / 305mm	<b>£146.20</b>
GI334L	150kg	Two Shelf Trolley (2 flat shelves)	Black	890 x 610 x 880	650mm	<b>£211.60</b>
GI335L	150kg	Three Shelf Trolley (3 flat shelves)	Black	890 x 610 x 865	292 / 292mm	<b>£263.70</b>
GI927L	150kg	Two Storage Tray Trolley	Black	610 x 460 x 980	660mm	<b>£152.80</b>
GI937L	150kg	Three Storage Tray Trolley	Black	610 x 460 x 1000	305 / 305mm	<b>£188.70</b>
GI627L	150kg	Two Storage Tray Trolley	Grey	610 x 460 x 980	660mm	<b>£169.20</b>
GI637L	150kg	Three Storage Tray Trolley	Grey	610 x 460 x 1000	305 / 305mm	<b>£214.55</b>
GI237L	175kg	Two Storage Tray Trolley	Black	920 x 640 x 960	635mm	<b>£315.50</b>
GI337L	175kg	Three Storage Tray Trolley	Black	920 x 640 x 975	280 / 280mm	<b>£422.00</b>
GI004L		Set of 2 buckets to suit Storage Tray Trolleys shown above		229 x 356 x 260	-	<b>£59.85</b>





GI637L



GI927L



Complete with removable,  
half open lids

**SUPER STRENGTH® OPTIONAL BUCKETS**

- Set of 2 buckets to suit the Storage Tray Trolleys
- Buckets easily clip on to the side of the tray
- Comes complete with a removable lid

**SUPER  
STRENGTH**



GI341L

MATERIALS  
HANDLING

## SHELF TROLLEYS



## INFORMATION

Non conductive and unaffected by battery acid, solvents and cleaning solutions

**SUPER  
STRENGTH**

FROM ONLY  
**£182.55**



GI538L



GI543L

## SUPER STRENGTH® MULTI PURPOSE TROLLEYS

Ideal for transporting materials in the many environments such as workshops, storerooms, warehouses and the automotive industry. These strong, polyethylene moulded trolleys are easy to clean, will not rust, dent or chip, non-conductive and is unaffected by battery acids, solvents and cleaning solutions.

- Non conductive - will not pass an electrical current
- Unaffected by battery acids, solvents and cleaning solutions
- Mobile on 4 x 100mm swivel castors, (2 with brakes)
- Easy to clean - will not rust dent or chip

- GI535L, GI536L, GI537L, GI538L & GI544L are subject to availability

3 DAY  
DELIVERY

150kg



FREE!

10 YEAR  
GUARANTEE

Code	Description	Colour	Size L x W x H mm	Size between Shelves	Each
GI534L	Two Shelf Trolley	Grey	890 x 610 x 880	650mm	<b>£265.40</b>
GI541L	Three Shelf Trolley	Grey	610 x 458 x 840	305mm	<b>£182.55</b>
GI535L	Three Shelf Trolley	Grey	890 x 610 x 865	292mm	<b>£239.40</b>
GI542L	Four Shelf Trolley	Grey	610 x 458 x 915	222mm	<b>£175.35</b>
GI536L	Four Shelf Trolley	Grey	813 x 610 x 915	203mm	<b>£267.50</b>
GI543L	Five Shelf Trolley	Grey	610 x 458 x 915	159mm	<b>£255.40</b>
GI537L	Five Shelf Trolley	Grey	813 x 610 x 1220	203mm	<b>£295.05</b>
GI544L	Six Three Shelf Trolley	Grey	610 x 458 x 1143	159mm	<b>£196.90</b>
GI538L	Six Three Shelf Trolley	Grey	813 x 610 x 1423	203mm	<b>£331.80</b>



GI403L

## SUPER STRENGTH® MULTI PURPOSE TROLLEYS

- Ideal for workshops, storerooms, warehouses etc
- Non conductive - will not pass an electrical current
- Resistant to most substances
- Mobile on 4 x 100mm swivel castors, (2 with brakes)
- Easy to clean - will not rust dent or chip
- Depth of trays is 63mm

FROM ONLY  
**£190.95**



GI402L

**SUPER  
STRENGTH**

3 DAY  
DELIVERY

180kg



FREE!

10 YEAR  
GUARANTEE

Code	Description	Colour	Size L x W x H mm	Size between Shelves	Each
GI402L	Two Shelf Trolley	Blue	895 x 457 x 920	571.5mm	<b>£190.95</b>
GI403L	Three Shelf Trolley	Blue	895 x 457 x 920	266 / 266mm	<b>£239.00</b>

## SUPER STRENGTH® MULTI PURPOSE TROLLEYS

- Ideal for workshops, storerooms, warehouses etc
- Non conductive - will not pass an electrical current
- Resistant to most substances
- Mobile on 4 x 100mm swivel castors, (2 with brakes)
- Easy to clean - will not rust dent or chip

FROM ONLY  
**£183.75**



GI644L



GI645L

**SUPER  
STRENGTH**

3 DAY  
DELIVERY

150kg



FREE!

10 YEAR  
GUARANTEE

Code	Description	Colour	Size L x W x H mm	Size between Shelves	Each
GI644L	Three Shelf Trolley (top flat shelf & 2 x storage trays)	Black	610 x 460 x 970	300 / 300mm	<b>£183.75</b>
GI645L	Three Shelf Trolley (middle flat shelf & 2 x storage trays)	Black	610 x 460 x 970	300 / 300mm	<b>£194.35</b>



## SHELF TROLLEYS

- Hygienic and easy to clean plastic shelves and anodised aluminium uprights
- Mobile on 4 x 100mm swivel non-marking castors (HI424Y has 75mm castors)
- HI004Z - optional plastic buckets. Bucket sizes are: 172H x 332W x 232Dmm & 562H x 336W x 236Dmm



HI524Y

FROM ONLY  
**£119.40**



HI424Y &amp; HI004Z

Code	Description	Size L x W x H mm	Each
HI424Y	Three Shelf Trolley	850 x 420 x 910	<b>£119.40</b>
HI524Y	Three Shelf Trolley	1030 x 510 x 960	<b>£161.40</b>
HI004Z	Optional Buckets - to be ordered with the Trolleys		<b>£41.90</b>

## TRAY TROLLEYS

- Easy to manoeuvre with a push/pull handle & 2 fixed, 2 swivel braked 125mm rubber castors
- Depth of trays is 85mm



FROM ONLY  
**£163.50**

WI203Y



250kg

Code	Description	Size L x W x H mm	Shelf Heights	Each
WI202Y	Two Shelf Trolley	1015 x 635 x 805	150 / 720mm	<b>£163.50</b>
WI203Y	Three Shelf Trolley	1015 x 635 x 805	150 / 435 / 720mm	<b>£206.25</b>

## ADJUSTABLE HEIGHT TROLLEYS

- Constructed from steel with smooth rounded edges
- Easily adjustable from 660 to 1070mm in 100mm increments & comes complete with a ribbed rubber mat
- Mobile on 4 x 100mm swivel castors, (2 with brakes)



FROM ONLY  
**£223.05**

Code	Size L x W x H mm	Each
GI942W	610 x 460 x 660 / 1070	<b>£223.05</b>



150kg

Colours available:



## REVERSIBLE TRAY/SHELF TROLLEYS

- Reversible shelves enable use as either a smooth shelf or as a tray with surrounding lip
- The height of the centre shelf on the 3 shelf model is adjustable
- Mobile on 2 fixed, 2 swivel braked 100mm red non-marking castors



TI246Y

FROM ONLY  
**£186.80**



TI357Y

Code	Description	Size L x W x H mm	Each
TI246Y	Two Shelf Trolley	670 x 400 x 910	<b>£186.80</b>
TI257Y	Two Shelf Trolley	820 x 500 x 910	<b>£211.65</b>
TI346Y	Three Shelf Trolley	670 x 400 x 910	<b>£212.65</b>
TI357Y	Three Shelf Trolley	820 x 500 x 910	<b>£258.95</b>



150kg

MATERIALS  
HANDLING



## CHROME WIRE &amp; STAINLESS STEEL TROLLEYS



FROM ONLY  
**£551.70**

**INFORMATION**

650mm depth of the units gives extra capacity & stability

**CHROME WIRE DISTRIBUTION TRUCKS**

- Chrome plated wire distribution truck which comes complete with 2 height adjustable shelves
- Ideal for storing items but ensuring goods can be easily viewed
- Deep shelves give extra capacity and stability
- Complete with hasp & staple facility (padlock not included)
- Mobile on 4 x 100mm rubber swivel castors (2 with brakes)
- Capacity of 80kg per shelf U.D.L.

Code	Description	Size L x W x H mm	Each
SW091Y	Small Unit	910 x 650 x 1750	<b>£551.70</b>
SW092Y	Large Unit	1220 x 650 x 1750	<b>£582.95</b>



350kg



SW091Y

**CHROME WIRE TRAY TROLLEY**

- Chrome plated wire trolley comes with 2 height adjustable trays
- Hygienic and easy to clean
- Corner buffers give added protection
- 130mm deep trays to contain contents
- Mobile on 4 x 125mm rubber swivel castors (2 with brakes)

**INFORMATION**

Corner buffers above the wheels minimises impact damage

ONLY  
**£195.20**



Code	Size L x W x H mm	Each
SWI42Y	950 x 510 x 1100	<b>£195.20</b>

**CHROME WIRE TRAY TROLLEY**

- Chrome plated wire trolley comes with 2 height adjustable trays
- Hygienic and easy to clean
- Removable centre shelf for bulky loads
- Mobile on 2 x 200mm wheels & 2 x swivel braked 125mm castors

**INFORMATION**

Removable centre shelf enables movement of bulky loads



ONLY  
**£220.45**



Code	Size L x W x H mm	Each
SWI52Y	860 x 660 x 990	<b>£220.45</b>




## STAINLESS STEEL SHELF TROLLEYS

- Manufactured from grade 201 stainless steel which is hygienic and easy to clean
- Shelf size of 775L x 400mm with a 30mm deep lip
- Mobile on 4 x 100mm non-marking swivel castors (2 with brakes)



SI803Y



FROM ONLY  
**£203.00**

### INFORMATION

Manufactured from grade 201 stainless steel



Code	Description	Size L x W x H mm	Size between Shelves	Each
SI812Y	Two Shelf Trolley	850 x 445 x 895	260mm	<b>£207.45</b>
SI803Y	Three Shelf Trolley	850 x 445 x 895	345 / 345mm	<b>£203.00</b>

## STAINLESS STEEL SHELF TROLLEYS

- Manufactured from grade 304 stainless steel
- Hygienic and easy to clean
- Shelf size of 610L x 410Wmm with a 30mm deep lip
- Mobile on 4 x 100mm non-marking swivel castors



SI202Y

### INFORMATION

Manufactured from grade 304 stainless steel

FROM ONLY  
**£243.35**



Code	Description	Size L x W x H mm	Shelf Heights	Each
SI202Y	Two Shelf Trolley	710 x 470 x 900	170 / 780mm	<b>£243.35</b>
SI203Y	Three Shelf Trolley	710 x 470 x 900	170 / 475 / 780mm	<b>£290.50</b>



SI203Y

## CHROME WIRE SHELF TROLLEY

- Chrome plated wire trolley comes complete with 4 height adjustable baskets
- Ideal for storing items but ensuring goods can be easily viewed
- Basket size of 910L x 460Wmm with a 135mm deep basket
- Mobile on 4 x 100mm rubber swivel castors (2 with brakes)
- Capacity of 80kg per shelf U.D.L.



ONLY  
**£236.55**



Code	Size L x W x H mm	Each
SW491Y	910 x 460 x 1750	<b>£236.55</b>

## STAINLESS STEEL TRAY TROLLEY

- Manufactured from grade 201 stainless steel which is hygienic and easy to clean
- Shelf size of 775L x 400Wmm with a 100mm deep tray
- Mobile on 4 x 100mm non-marking swivel braked castors

### INFORMATION

Manufactured from grade 201 stainless steel

ONLY  
**£216.95**



Code	Size L x W x H mm	Each
SI822Y	837 x 443 x 895	<b>£216.95</b>



MATERIALS  
HANDLING

# PLATFORM TRUCKS



## INFORMATION

Heavy duty veneer decks supported by a high quality steel frame (PI205Y has a plywood deck)

### PLATFORM & SHELF TRUCKS

- The decks & sides are of heavy duty veneer supported by a steel frame (PI205Y has a plywood base)
- Sides & ends are in a fixed position
- Mobile on 2 fixed & 2 swivel braked rubber castors



3 DAY  
DELIVERY



LOAD  
UP TO 500kg

Code	Description	Load	Size L x W x H mm	Wheel Size	Each
PI100Y	Single Bar End Platform Truck	250kg	990 x 490 x 900	100mm	<b>£125.50</b>
PI200Y	Single Bar End Platform Truck	500kg	1000 x 700 x 810	200mm	<b>£209.75</b>
PI205Y	Four Corner Upright Platform Truck	500kg	1000 x 700 x 900	200mm	<b>£242.50</b>
PI207Y	Two Tubular Bar Side Platform Truck	500kg	1000 x 700 x 820	200mm	<b>£256.30</b>
PI208Y	Four Boxed 1/2 Side Platform Truck	500kg	850 x 500 x 880	150mm	<b>£228.75</b>
PI302Y	Two Shelf Trolley	250kg	1000 x 600 x 890	125mm	<b>£230.50</b>
PI303Y	Three Shelf Trolley	250kg	1000 x 600 x 890	125mm	<b>£255.35</b>
PI305Y	Two Shelf Trolley with Push Handle	500kg	940 x 695 x 940	200mm	<b>£291.85</b>
PI306Y	Three Shelf Trolley with Push Handle	500kg	940 x 695 x 965	200mm	<b>£339.80</b>
PI304Y	Two Shelf Trolley with Tubular End	400kg	940 x 695 x 1050	150mm	<b>£293.50</b>
PI307Y	Two Shelf Trolley with 60mm Lip Surround	250kg	1000 x 600 x 910	125mm	<b>£246.45</b>




## PLATFORM TRUCKS

- The decks & sides are of super quality, heavy duty veneer supported by a steel frame
- Mobile on 2 fixed & 2 swivel braked 200mm rubber castors



**INFORMATION**

Superior quality, heavy duty veneer decks give these platform trucks a professional finish



FROM ONLY  
**£256.75**

MATERIALS  
HANDLING



## Platform Trucks with Mesh Sides &amp; Ends

Code	Description	Size L x W x H mm	Each
P1801H	Single Ended Platform Truck	1000 x 700 x 1050	<b>£256.75</b>
P1802H	Two Ended Platform Truck	1000 x 700 x 1050	<b>£282.20</b>
P1806H	Two Sided Platform Truck	1000 x 700 x 1050	<b>£312.60</b>
P1803H	Three Sided Platform Truck	1000 x 700 x 1050	<b>£308.85</b>
P1804H	Four Sided Platform Truck	1000 x 700 x 1050	<b>£326.50</b>
P1821H	Single Ended Platform Truck	1200 x 800 x 1050	<b>£276.70</b>
P1822H	Two Ended Platform Truck	1200 x 800 x 1050	<b>£316.15</b>
P1826H	Two Sided Platform Truck	1200 x 800 x 1050	<b>£340.35</b>
P1823H	Three Sided Platform Truck	1200 x 800 x 1050	<b>£343.55</b>
P1824H	Four Sided Platform Truck	1200 x 800 x 1050	<b>£353.35</b>

## Platform Trucks with Veneer Sides &amp; Ends

Code	Description	Size L x W x H mm	Each
P1811H	Single Ended Platform Truck	1000 x 700 x 1050	<b>£256.75</b>
P1812H	Two Ended Platform Truck	1000 x 700 x 1050	<b>£282.20</b>
P1816H	Two Sided Platform Truck	1000 x 700 x 1050	<b>£312.60</b>
P1813H	Three Sided Platform Truck	1000 x 700 x 1050	<b>£308.85</b>
P1814H	Four Sided Platform Truck	1000 x 700 x 1050	<b>£326.50</b>
P1831H	Single Ended Platform Truck	1200 x 800 x 1050	<b>£276.70</b>
P1832H	Two Ended Platform Truck	1200 x 800 x 1050	<b>£316.15</b>
P1836H	Two Sided Platform Truck	1200 x 800 x 1050	<b>£340.35</b>
P1833H	Three Sided Platform Truck	1200 x 800 x 1050	<b>£343.55</b>
P1834H	Four Sided Platform Truck	1200 x 800 x 1050	<b>£353.35</b>

3 DAY DELIVERY



500kg



# PLATFORM TRUCKS



## FORT® PREMIUM PLATFORM TRUCKS WITH PLYWOOD DECKS

- These platform trucks are fitted with parking brakes in accordance with the recommendations of EuroNorm BS EN 1757-3, 2002
- Mobile on 2 fixed & 2 swivel braked 200mm rubber tyred castors except 850 x 500mm base size which has 160mm castors
- UK Manufactured with a 5 Year Guarantee

FROM ONLY  
**£332.50**



### Fort® Platform Trucks with Phenolic Decks (Galvanised Deck versions available - please call for details)



Description	Platform Size 850L x 500Wmm Size 990L x 500W x 980Hmm Base Height 240mm		Platform Size 1000L x 600Wmm Size 1140L x 600W x 1020Hmm Base Height 280mm		Platform Size 1000L x 700Wmm Size 1140L x 700W x 1020Hmm Base Height 280mm		Platform Size 1200L x 600Wmm Size 1140L x 600W x 1020Hmm Base Height 280mm		Platform Size 1200L x 800Wmm Size 1140L x 800W x 1020Hmm Base Height 280mm	
	Code	Each	Code	Each	Code	Each	Code	Each	Code	Each
Base Only	FB120H	<b>£332.50</b>	FB220H	<b>£375.70</b>	FB320H	<b>£413.15</b>	FB420H	<b>£387.85</b>	FB520H	<b>£436.65</b>
Single Bar End	FT120H	<b>£371.25</b>	FT220H	<b>£423.95</b>	FT320H	<b>£462.75</b>	FT420H	<b>£439.70</b>	FT520H	<b>£491.70</b>
2 Bar Sides	FT126H	<b>£406.90</b>	FT226H	<b>£460.65</b>	FT326H	<b>£501.00</b>	FT426H	<b>£476.55</b>	FT526H	<b>£531.10</b>
Adjustable Borad Trolley	-	-	-	-	FT327H	<b>£538.15</b>	FT427H	<b>£515.80</b>	FT527H	<b>£566.85</b>

### Fort® Platform Trucks with Phenolic Decks & Phenolic Sides & Ends

Description	Platform Size 850L x 500Wmm Size 990L x 500W x 980Hmm Base Height 240mm		Platform Size 1000L x 600Wmm Size 1140L x 600W x 1020Hmm Base Height 280mm		Platform Size 1000L x 700Wmm Size 1140L x 700W x 1020Hmm Base Height 280mm		Platform Size 1200L x 600Wmm Size 1140L x 600W x 1020Hmm Base Height 280mm		Platform Size 1200L x 800Wmm Size 1140L x 800W x 1020Hmm Base Height 280mm	
	Code	Each	Code	Each	Code	Each	Code	Each	Code	Each
Single Phenolic End	FT131H	<b>£409.40</b>	FT231H	<b>£471.25</b>	FT331H	<b>£509.65</b>	FT431H	<b>£487.10</b>	FT531H	<b>£553.35</b>
Double Phenolic Ends	FT132H	<b>£486.40</b>	FT232H	<b>£558.60</b>	FT332H	<b>£598.35</b>	FT432H	<b>£577.00</b>	FT532H	<b>£658.85</b>
Three Phenolic Sides	FT133H	<b>£500.25</b>	FT233H	<b>£658.20</b>	FT333H	<b>£698.00</b>	FT433H	<b>£675.25</b>	FT533H	<b>£759.70</b>
Four Phenolic Sides	FT134H	<b>£558.80</b>	FT234H	<b>£758.10</b>	FT334H	<b>£797.95</b>	FT434H	<b>£776.05</b>	FT534H	<b>£860.30</b>

### Fort® Platform Trucks with Galvanised Decks & Mesh Sides & Ends

Description	Platform Size 850L x 500Wmm Size 990L x 500W x 980Hmm Base Height 240mm		Platform Size 1000L x 600Wmm Size 1140L x 600W x 1020Hmm Base Height 280mm		Platform Size 1000L x 700Wmm Size 1140L x 700W x 1020Hmm Base Height 280mm		Platform Size 1200L x 600Wmm Size 1140L x 600W x 1020Hmm Base Height 280mm		Platform Size 1200L x 800Wmm Size 1140L x 800W x 1020Hmm Base Height 280mm	
	Code	Each	Code	Each	Code	Each	Code	Each	Code	Each
Single Mesh End	FT141H	<b>£432.85</b>	FT241H	<b>£484.85</b>	FT341H	<b>£539.15</b>	FT441H	<b>£500.95</b>	FT541H	<b>£569.60</b>
Double Mesh Ends	FT142H	<b>£493.80</b>	FT242H	<b>£552.15</b>	FT342H	<b>£611.60</b>	FT442H	<b>£568.30</b>	FT542H	<b>£644.95</b>
Three Mesh Sides	FT143H	<b>£539.70</b>	FT243H	<b>£609.15</b>	FT343H	<b>£668.75</b>	FT443H	<b>£628.65</b>	FT543H	<b>£705.70</b>
Four Mesh Sides	FT144H	<b>£585.45</b>	FT244H	<b>£666.20</b>	FT344H	<b>£725.85</b>	FT444H	<b>£689.45</b>	FT544H	<b>£766.15</b>
Four Mesh Sides with 1/2 Drop Gate	FT145H	<b>£616.90</b>	FT245H	<b>£697.70</b>	FT345H	<b>£757.25</b>	FT445H	<b>£721.25</b>	FT545H	<b>£797.95</b>



**FORT® PREMIUM PLATFORM TRUCKS WITH PLYWOOD DECKS**

- These platform trucks are fitted with parking brakes in accordance with the recommendations of EuroNorm BS EN 1757-3, 2002
- Mobile on 2 fixed & 2 swivel braked 200mm rubber tyred castors except 850 x 500mm base size which has 160mm castors
- UK Manufactured with a 5 Year Guarantee

FROM ONLY  
**£294.40**

**Fort® Platform Trucks with Plywood Decks**

Description	Platform Size 850L x 500Wmm Size 990L x 500W x 980Hmm Base Height 240mm			Platform Size 1000L x 600Wmm Size 1140L x 600W x 1020Hmm Base Height 280mm			Platform Size 1000L x 700Wmm Size 1140L x 700W x 1020Hmm Base Height 280mm			Platform Size 1200L x 600Wmm Size 1140L x 600W x 1020Hmm Base Height 280mm			Platform Size 1200L x 800Wmm Size 1140L x 800W x 1020Hmm Base Height 280mm		
	Code	Each		Code	Each		Code	Each		Code	Each		Code	Each	
Base Only	FB100H	<b>£294.40</b>		FB200H	<b>£327.25</b>		FB300H	<b>£347.40</b>		FB400H	<b>£340.45</b>		FB500H	<b>£372.05</b>	
Single Bar End	FT100H	<b>£332.60</b>		FT200H	<b>£375.35</b>		FT300H	<b>£397.45</b>		FT400H	<b>£392.15</b>		FT500H	<b>£426.90</b>	
2 Bar Sides	FT106H	<b>£372.20</b>		FT206H	<b>£416.25</b>		FT306H	<b>£439.55</b>		FT406H	<b>£433.05</b>		FT506H	<b>£470.70</b>	
Adjustable Borad Trolley	-	-		-	-		FT307H	<b>£479.40</b>		FT407H	<b>£472.95</b>		FT507H	<b>£508.65</b>	

**Fort® Platform Trucks with Plywood Decks & Plywood Sides & Ends**

Description	Platform Size 850L x 500Wmm Size 990L x 500W x 980Hmm Base Height 240mm			Platform Size 1000L x 600Wmm Size 1140L x 600W x 1020Hmm Base Height 280mm			Platform Size 1000L x 700Wmm Size 1140L x 700W x 1020Hmm Base Height 280mm			Platform Size 1200L x 600Wmm Size 1140L x 600W x 1020Hmm Base Height 280mm			Platform Size 1200L x 800Wmm Size 1140L x 800W x 1020Hmm Base Height 280mm		
	Code	Each		Code	Each		Code	Each		Code	Each		Code	Each	
Single Plywood End	FT111H	<b>£353.50</b>		FT211H	<b>£389.10</b>		FT311H	<b>£413.90</b>		FT411H	<b>£401.25</b>		FT511H	<b>£441.30</b>	
Double Plywood Ends	FT112H	<b>£412.60</b>		FT212H	<b>£451.80</b>		FT312H	<b>£481.05</b>		FT412H	<b>£464.20</b>		FT512H	<b>£512.65</b>	
Three Plywood Sides	FT113H	<b>£402.65</b>		FT213H	<b>£492.70</b>		FT313H	<b>£521.85</b>		FT413H	<b>£506.45</b>		FT513H	<b>£554.95</b>	
Four Plywood Sides	FT114H	<b>£430.25</b>		FT214H	<b>£533.80</b>		FT314H	<b>£562.80</b>		FT414H	<b>£548.80</b>		FT514H	<b>£597.10</b>	

**Fort® Platform Trucks with Plywood Decks & Mesh Sides & Ends**

Description	Platform Size 850L x 500Wmm Size 990L x 500W x 980Hmm Base Height 240mm			Platform Size 1000L x 600Wmm Size 1140L x 600W x 1020Hmm Base Height 280mm			Platform Size 1000L x 700Wmm Size 1140L x 700W x 1020Hmm Base Height 280mm			Platform Size 1200L x 600Wmm Size 1140L x 600W x 1020Hmm Base Height 280mm			Platform Size 1200L x 800Wmm Size 1140L x 800W x 1020Hmm Base Height 280mm		
	Code	Each		Code	Each		Code	Each		Code	Each		Code	Each	
Single Mesh End	FT101H	<b>£355.00</b>		FT201H	<b>£402.15</b>		FT301H	<b>£427.90</b>		FT401H	<b>£418.80</b>		FT501H	<b>£458.80</b>	
Double Mesh Ends	FT102H	<b>£416.10</b>		FT202H	<b>£469.45</b>		FT302H	<b>£500.15</b>		FT402H	<b>£486.10</b>		FT502H	<b>£534.25</b>	
Three Mesh Sides	FT103H	<b>£461.70</b>		FT203H	<b>£526.40</b>		FT303H	<b>£557.20</b>		FT403H	<b>£546.95</b>		FT503H	<b>£594.95</b>	
Four Mesh Sides	FT104H	<b>£507.55</b>		FT204H	<b>£583.60</b>		FT304H	<b>£614.10</b>		FT404H	<b>£607.55</b>		FT504H	<b>£655.70</b>	
Four Mesh Sides with ½ Drop Gate	FT105H	<b>£537.25</b>		FT205H	<b>£615.15</b>		FT305H	<b>£645.85</b>		FT405H	<b>£639.25</b>		FT505H	<b>£687.50</b>	



**MATERIALS  
HANDLING**



# DISTRIBUTION & SECURITY TRUCKS

FROM ONLY  
**£209.60**

## CLEVER FOLDING TROLLEY

- Load capacity: 20kg on top tray & 40kg on bottom tray
- Manufactured to the recognised European GS standard
- Manufactured from injection moulded plastic & anodised aluminium
- Folded size: 670H x 470W x 110D mm

MATERIALS  
HANDLING



Unclip the wheels from the base & clip into the frame of the unit. Push the green button on the handle & lift up to open the unit. Then simply strap the box into the top tray using the Safety Straps & you're ready to go.... The unit even has a foot operated brake between the rear wheels.

**3 DAY DELIVERY** **GS** **60kg**


Code	Colour	Description	Size L x W x H mm	Each
GC051Y	Green	Clever Trolley c/w 1 Folding Box	890 x 550 x 1030	<b>£209.60</b>
GC058Y	Red or Black	Clever Trolley c/w 1 Folding Box	890 x 550 x 1030	<b>£214.75</b>
GC055Z		Extra Folding Box - 46L capacity	525 x 375 x 280	<b>£26.10*</b>

\*price applicable when ordering with the GC051Y & GC058Y. Order charges will apply if ordering on their own



**PROPLAZ® CLEVER FOLDING TROLLEY**

- Load capacity: 25kg on top tray & 45kg on bottom tray
- Manufactured from injection moulded plastic & anodised aluminium
- Folding boxes are stackable & are kept securely in place by male & female connectors
- Folding box has a capacity of 46 litres & can be stacked 4 high
- Folded size: 670H x 470W x 110D mm

Brake  
MechanismBox Fixing  
MechanismFolding Box Male &  
Female Connectors**INFORMATION**

Provides simple transport  
and storage of materials at the  
touch of a button

ONLY  
**£188.<sup>80</sup>**

**ProPlaz®**  
**clever trolley**

MATERIALS  
HANDLING



Unclip the wheels from the base & clip into the frame of the unit. Push the blue button on the handle & lift up to open the unit. Then simply strap the box into the top tray using the Safety Straps & you're ready to go.... The unit even has a foot operated brake between the rear wheels.

Code	Description	Size L x W x H mm	Each
GC062Y	Clever Trolley c/w 1 Folding Box	890 x 550 x 1030	<b>£188.80</b>
GC066Z	Extra Folding Box	525 x 375 x 280	<b>£23.60*</b>



3 DAY  
DELIVERY



70kg

\*price applicable when ordering with the GC062Y. Order charges will apply if ordering on their own



## ORDER PICKING TROLLEYS



W55603

**FORT® ORDER PICKING TROLLEYS**

- Ergonomically designed handrails positioned 580mm higher than the top step for increased safety & comfort
- Top step size of 350W x 210Dmm
- Top step height of 720mm
- Spring loaded steps with ribbed rubber treads
- Tray size of 780L x 470W mm
- Mobile on 4 x 125mm rubber tyred swivel castors



FROM ONLY  
**£459.50**



Code	Description	Size L x W x H mm	Shelf Heights	Each
W55602	Two Tray Order Picking Trolley with Steel Trays	1320 x 520 x 1320	200 / 1000mm	<b>£459.50</b>
W55603	Three Tray Order Picking Trolley with Steel Trays	1320 x 520 x 1320	200 / 600 / 1000mm	<b>£506.80</b>
W55612	Two Tray Order Picking Trolley with Plywood Trays	1320 x 520 x 1320	200 / 1000mm	<b>£470.65</b>
W55613	Three Tray Order Picking Trolley with Plywood Trays	1320 x 520 x 1320	200 / 600 / 1000mm	<b>£523.90</b>

**WIRE MESH TRUCK**

- Manufactured from 40mm mesh with a half drop front gate
- Internal size of 840L x 545W x 520H mm
- Mobile on 2 fixed & 2 swivel braked 125mm castors

ONLY  
**£385.45**



Code	Size L x W x H mm	Each
G1573M	1155 x 615 x 905	<b>£385.45</b>

**FORT® CONTAINER CARRIER**

- Complete with 4 x nesting containers
- Mobile on 4 x 100mm swivel rubber castors

ONLY  
**£381.35**

**INFORMATION**

Complete with containers



Code	Size L x W x H mm	External Container Size L x W x H mm	Internal Container Size L x W x H mm	Each
GC4112	1010 x 570 x 990	520 x 350 x 200	440 x 315 x 195	<b>£381.35</b>

**FORT® CONTAINER CARRIER**

- Complete with 2 x attached lid containers
- Mobile on 4 x 100mm swivel rubber castors

ONLY  
**£395.50**

**INFORMATION**

Complete with containers



Code	Size L x W x H mm	External Container Size L x W x H mm	Internal Container Size L x W x H mm	Each
GC4113	1060 x 450 x 1000	594 x 394 x 315	510 x 338 x 280	<b>£395.50</b>



**HEAVY DUTY 800KG DRY WALL TROLLEY**

- Designed for a vast range of boards from doors, fences, drywall to large sheet panels
- The platform incorporates lips either side to help make it easier to put the board on the trolley
- Mobile on 2 fixed & 2 swivel 200mm castors



Code	Size L x W x H mm	Each
DWT80Y	1219 x 584 x 1219	£307.95

**SECURITY TROLLEYS WITH TIMBER DECK**

- Manufactured from 50mm mesh or solid steel with a half drop front gate
- Lockable lid for full security
- Mobile on 2 fixed & 2 swivel braked 200mm castors



Code	Description	Size L x W x H mm	Each
G1571M	Mesh Security Trolley	1000 x 700 x 800	£524.70
G1572S	Steel Security Trolley	1000 x 700 x 800	£588.70

**HEAVY DUTY 800KG DRY WALL TROLLEY**

- Folding shelves & ends enable these units to fold flat for compact storage
- Tubular steel construction with steel shelves
- Mobile on 4 swivel, 2 braked, 100mm rubber castors



C19002 Folded

Bolt which holds shelf in folded position

**INFORMATION**

Folds quickly & easily for compact storage



Code	Size L x W x H mm	Folded Size L x W x H mm	Each
C19002	850 x 460 x 1040	850 x 150 x 1040	£201.55
C19003	850 x 460 x 1502	850 x 180 x 1502	£245.55

C19003

MATERIALS  
HANDLING



# DISTRIBUTION TRUCKS

MATERIALS  
HANDLING



DT901Y

## INFORMATION

Available with or without doors making these units extremely versatile



FROM ONLY  
**£468.<sup>45</sup>**



DT603Y & 2 x DT506S



**HEAVY DUTY DISTRIBUTION TRUCKS WITH VENEER SHELVES**

- Available with or without lockable doors
- DT603Y & DT601Y: comes with the base and the unit can hold an additional 2 shelves (available as extras) which can be placed at 690 & 1090mm heights
- DT903Y & DT901Y: comes with the base and the unit can hold an additional 3 shelves (available as extras) which can be placed at 630, 1050 & 1440mm heights
- Heavy duty veneer shelves with a capacity of 30kg per shelf
- Mobile on 2 fixed & 2 swivel 200mm rubber castors



Heavy duty  
veneer shelves



Heavy duty 200mm  
braked castors



DT601Y



DT901Y & 3 x DTS095

MATERIALS  
HANDLING

Code	Description	Size L x W x H mm	Each
DT603Y	Heavy Duty Distribution Truck without Doors - 860L x 620W mm Shelf Size	900 x 650 x 1490	<b>£468.45</b>
DT601Y	Heavy Duty Distribution Truck with Doors - 860L x 620W mm Shelf Size	900 x 650 x 1490	<b>£502.05</b>
DTS065	Optional Shelf to suit the DT603Y & DT601Y - 860L x 620W mm Shelf Size	-	<b>£49.10</b>
DT903Y	Heavy Duty Distribution Truck without Doors - 1150L x 750W mm Shelf Size	1270 x 750 x 1790	<b>£506.00</b>
DT901Y	Heavy Duty Distribution Truck with Doors - 1150L x 750W mm Shelf Size	1270 x 750 x 1790	<b>£524.50</b>
DTS095	Optional Shelf to suit the DT903Y & DT901Y - 1150L x 750W mm Shelf Size	-	<b>£48.10</b>

Optional Shelves must be ordered with the Heavy Duty Shelf Trucks





## DISTRIBUTION TRUCKS

Heavy duty  
steel shelvesHeavy duty 200mm  
braked castors**INFORMATION**

Available with or without  
doors making these units  
extremely versatile

**HEAVY DUTY DISTRIBUTION TRUCKS WITH STEEL SHELVES**

- Available with or without lockable doors
- DT403Y & DT401Y: comes with the base and the unit can hold an additional 2 shelves (available as extras) which can be placed at 690 & 1090mm heights
- DT703Y & DT701Y: comes with the base and the unit can hold an additional 3 shelves (available as extras) which can be placed at 630, 1050 & 1440mm heights
- Heavy duty steel shelves with a capacity of 50kg per shelf
- Mobile on 2 fixed & 2 swivel 200mm rubber castors

Code	Description	Size L x W x H mm	Each
DT403Y	Heavy Duty Distribution Truck without Doors - 860L x 620W mm Shelf Size	900 x 650 x 1490	<b>£476.85</b>
DT401Y	Heavy Duty Distribution Truck with Doors - 860L x 620W mm Shelf Size	900 x 650 x 1490	<b>£511.85</b>
DT504S	Optional Shelf to suit the DT403Y & DT401Y - 860L x 620W mm Shelf Size	-	<b>£60.90</b>
DT703Y	Heavy Duty Distribution Truck without Doors - 1150L x 750W mm Shelf Size	1270 x 750 x 1790	<b>£516.05</b>
DT701Y	Heavy Duty Distribution Truck with Doors - 1150L x 750W mm Shelf Size	1270 x 750 x 1790	<b>£548.30</b>
DT507S	Optional Shelf to suit the DT403Y & DT401Y - 1150L x 750W mm Shelf Size	-	<b>£62.15</b>

Optional Shelves must be ordered with the Heavy Duty Shelf Trucks

Heavy duty  
veneer finishHeavy duty 200mm  
braked castors**HEAVY DUTY SHELF TRUCKS**

- Ideal for use in factories, warehouses and many other industries
- Comes with the base and 1 x shelf - the unit can hold 2 further shelves
- Heavy duty veneer removable shelves have a capacity of 30kg per shelf
- Mobile on 2 fixed & 2 swivel 200mm rubber castors

Code	Description	Size L x W x H mm	Each
DT809Y	Heavy Duty Shelf Truck - 960L x 660W mm Shelf Size	1035 x 705 x 1750	<b>£471.75</b>
DTS08S	Optional Shelf to suit the DT809Y - 960L x 660W mm Shelf Size	-	<b>£46.55</b>
DT810Y	Heavy Duty Shelf Truck - 1160L x 760W mm Shelf Size	1235 x 805 x 1750	<b>£512.75</b>
DTS10S	Optional Shelf to suit the DT809Y - 1160L x 760W mm Shelf Size	-	<b>£48.10</b>

Optional Shelves must be ordered with the Heavy Duty Shelf Trucks





**STORAGE VAULT CABINETS**

- Fully welded construction for heavy duty use (complete with handles on the mobile units which are bolt-on)
- Exterior grade plywood shelves with steel surround for edge protection. Shelves are centrally positioned within the unit
- Static units are movable with a pallet truck
- Mobile units are fitted with 2 fixed & 2 swivel braked 200mm castors (125mm on DC5's)
- Complete with hasp & staple lock with padlock facility (padlock not included)
- Extra shelves are available - call for details.
- 500kg load capacity (300kg on the DC5's)

**INFORMATION**

Provide secure storage for valuable materials and goods

**Storage Vault Cabinets - Static without Shelves**

Code	Size L x W x H mm	Each
DC20PS	1090 x 730 x 1380	£751.30
DC40PS	1090 x 830 x 1180	£751.90
DC30PS	1290 x 730 x 1180	£752.80
DC10PS	1290 x 830 x 1380	£790.75
DC50PS	1310 x 535 x 1060	£740.20

**Storage Vault Cabinets - Static with 1 Shelf**

Code	Size L x W x H mm	Each
DC21PS	1090 x 730 x 1380	£824.75
DC41PS	1090 x 830 x 1180	£825.85
DC31PS	1290 x 730 x 1180	£827.85
DC11PS	1290 x 830 x 1380	£866.45
DC51PS	1310 x 535 x 1060	£807.15

**Storage Vault Cabinets - Mobile without Shelves**

Code	Size L x W x H mm	Each
DC20PH	1090 x 730 x 1460	£788.30
DC40PH	1090 x 830 x 1260	£788.90
DC30PH	1290 x 730 x 1260	£789.85
DC10PH	1290 x 830 x 1460	£827.75
DC50PY	1310 x 535 x 1060	£745.25

**Storage Vault Cabinets - Mobile with 1 Shelf**

Code	Size L x W x H mm	Each
DC21PH	1090 x 730 x 1460	£861.75
DC41PH	1090 x 830 x 1260	£862.85
DC31PH	1290 x 730 x 1260	£864.90
DC11PH	1290 x 830 x 1460	£901.95
DC51PY	1310 x 535 x 1060	£812.25





## ROLL CONTAINERS



## DEMOUNTABLE ROLL CONTAINERS

- Bright zinc electroplated finish with a re-inforced wire base and detachable rod infill sides
- Hygienic - steam clean or pressure wash
- Mobile on 2 fixed & 2 swivel 100mm nylon castors with roller bearings



## Two Sided Demountable Roll Containers with Straps

Code	Description	Size L x W x H mm	Internal Height	Each
RB1522	Two Sided Sided Demountable Roll Container with Straps	715 x 800 x 1520	1360mm	<b>£153.25</b>
RB1692	Two Sided Sided Demountable Roll Container with Straps	715 x 800 x 1690	1530mm	<b>£160.40</b>
RB1812	Two Sided Sided Demountable Roll Container with Straps	715 x 800 x 1815	1630mm	<b>£164.30</b>
RC7180	Optional Shelf (factory fitted)	715 x 800	-	<b>£17.00</b>

## Three Sided Demountable Roll Containers

Code	Description	Size L x W x H mm	Internal Height	Each
RB1523	Three Sided Sided Demountable Roll Container	715 x 800 x 1520	1360mm	<b>£179.30</b>
RB1693	Three Sided Sided Demountable Roll Container	715 x 800 x 1690	1530mm	<b>£186.75</b>
RB1813	Three Sided Sided Demountable Roll Container	715 x 800 x 1815	1630mm	<b>£191.40</b>
RC7180	Optional Shelf (factory fitted)	715 x 800	-	<b>£17.00</b>

## Four Sided Demountable Roll Containers with ½ Drop Side

Code	Description	Size L x W x H mm	Internal Height	Each
RB1524	Four Sided Sided Demountable Roll Container with ½ Drop Side	715 x 800 x 1520	1360mm	<b>£216.60</b>
RB1694	Four Sided Sided Demountable Roll Container with ½ Drop Side	715 x 800 x 1690	1530mm	<b>£223.50</b>
RB1814	Four Sided Sided Demountable Roll Container with ½ Drop Side	715 x 800 x 1815	1630mm	<b>£228.15</b>
RC7180	Optional Shelf (factory fitted)	715 x 800	-	<b>£17.00</b>

## Four Sided Demountable Roll Containers with ½ Drop Side

Code	Description	Size L x W x H mm	Internal Height	Each
RB1835	Security (50 x 50mm mesh) Demountable Roll Container	715 x 800 x 1830	1360mm	<b>£430.15</b>
RC7180	Optional Shelf (factory fitted)	715 x 800	-	<b>£17.00</b>

## 'A' TYPE NESTABLE ROLL CONTAINERS

- Bright zinc electroplated finish
- RB1725: on this model the front gate opens through 270°
- Re-inforced wire base for greater capacity
- Internal height of the units is 1430mm
- Mobile on 2 fixed & 2 swivel 125mm nylon castors with roller bearings



## INFORMATION

These nestable roll containers are ideal for delivering on networks as they save space when empty

FROM ONLY  
**£195.80**



Code	Description	Size L x W x H mm	Each
RB1723	Three Sided 'A' Type Roll Container	735 x 830 x 1720	<b>£195.80</b>
RB1724	Four Sided 'A' Type Roll Container	735 x 830 x 1720	<b>£220.45</b>
RB1725	Security (50 x 50mm mesh) 'A' Type Roll Container	735 x 830 x 1720	<b>£240.10</b>
RC7383	Optional Shelf (factory fitted)	735 x 830 x 1720	<b>£17.00</b>





**TIP-A-TRUCKS**

- Unique tipping action - the trucks easily tip when lifted to make it easier to dispense the contents
- Pneumatic wheels give these units a smooth ride over rough & uneven terrain
- The easy to clean polyethylene body is supported by a strong & durable steel frame

Code	Capacity	Capacity	Size L x W x H mm	Wheel Size	Each
TI207B	200kg	80 Litres	1150 x 500 x 470	250mm	£157.45
TI208B	400kg	125 Litres	1180 x 580 x 630	300mm	£209.95

**TURNTABLE TRUCK**

- Heavy gauge steel frame with 18mm thick plywood deck
- Heavy duty 4.5mm tick ball race plate for strength & easy movement when fully loaded
- Mobile on 400mm REACH compliant pneumatic wheels



Code	Capacity	Size L x W mm	Wheel Size	Each
TT127705	500kg	1200 x 770	400mm	£417.90

**110 LITRE 'HEFT' WHEELBARROW**

- Heavy duty polypropylene plastic body with a strong galvanised steel frame & reinforced galvanised base plate
- Mobile on a 400mm pneumatic wheel



ONLY  
**£94.45**



Code	Size L x W x H mm	Each
WB714B	1280 x 540 x 590	£94.45

**HEAVY DUTY 200L WHEELBARROW**

- Strong galvanised steel frame & polypropylene body
- Mobile on 400mm pneumatic wheels - ideal for rough terrain



ONLY  
**£230.90**



Code	Size L x W x H mm	Body Size L x W x H mm	Each
WB200B	1620 x 700 x 770	1080 x 700 x 420	£230.90

**PLASTIC PLATFORM TRUCK**

- The corners on this unit are rounded to help prevent damage to walls
- Body height is 575mm and the handle height is 1090mm
- Mobile on 330mm pneumatic wheels - ideal for rough terrain



ONLY  
**£243.45**



Code	Size L x W x H mm	Frame Size L x W x H mm	Each
TI204B	1315 x 765 x 1090	1170 x 760 x 229	£243.45

MATERIALS  
HANDLING



## GENERAL PURPOSE TRUCKS



TI556R

TI552R

**INFORMATION**

Available with a large, industrial platform size of 1500L x 750W mm & a huge load capacity of 500kg

TI545R

## AVAILABLE WITH:



Mesh Base



15mm Exterior Plywood Base

**1200L x 600W Industrial General Purpose Trucks - 400kg Load Capacity**

Code	Description	Size L x W x H mm	Each
General Purpose Trucks			
TI212R	Mesh Base with REACH Compliant Wheels	1200 x 600 x 360	<b>£193.80</b>
TI222R	Mesh Base with Puncture Proof REACH Compliant Wheels	1200 x 600 x 360	<b>£300.10</b>
TI216R	Plywood Base with REACH Compliant Wheels	1200 x 600 x 360	<b>£215.40</b>
TI226R	Plywood Base with Puncture Proof REACH Compliant Wheels	1200 x 600 x 360	<b>£321.70</b>
General Purpose Trucks with Mesh Sides & Ends			
TI201R	Mesh Base with REACH Compliant Wheels	1200 x 600 x 360	<b>£223.25</b>
TI231R	Mesh Base with Puncture Proof REACH Compliant Wheels	1200 x 600 x 360	<b>£329.55</b>
TI205R	Plywood Base with REACH Compliant Wheels	1200 x 600 x 360	<b>£244.45</b>
TI235R	Plywood Base with Puncture Proof REACH Compliant Wheels	1200 x 600 x 360	<b>£350.80</b>

**1500L x 750W Industrial General Purpose Trucks - 500kg Load Capacity**

Code	Description	Size L x W x H mm	Each
General Purpose Trucks			
TI552R	Mesh Base with REACH Compliant Wheels	1500 x 750 x 360	<b>£257.50</b>
TI592R	Mesh Base with Puncture Proof REACH Compliant Wheels	1500 x 750 x 360	<b>£368.30</b>
TI556R	Plywood Base with REACH Compliant Wheels	1500 x 750 x 360	<b>£305.20</b>
TI596R	Plywood Base with Puncture Proof REACH Compliant Wheels	1500 x 750 x 360	<b>£416.05</b>
General Purpose Trucks with Mesh Sides & Ends			
TI541R	Mesh Base with REACH Compliant Wheels	1500 x 750 x 360	<b>£291.35</b>
TI581R	Mesh Base with Puncture Proof REACH Compliant Wheels	1500 x 750 x 360	<b>£402.15</b>
TI545R	Plywood Base with REACH Compliant Wheels	1500 x 750 x 360	<b>£344.10</b>
TI585R	Plywood Base with Puncture Proof REACH Compliant Wheels	1500 x 750 x 360	<b>£454.95</b>

LOAD  
UP TO 500kg



## INDUSTRIAL GENERAL PURPOSE TRUCKS WITH REACH COMPLIANT WHEELS

- Industrial general purpose trucks with either mesh or 15mm exterior grade plywood base
- Sides (2 x 275mm drop down) & ends interlock together
- Mobile on REACH compliant, 340mm pneumatic steel centred wheels
- Available with puncture proof wheels

### REACH COMPLIANT WHEELS

REACH (Registration, Evaluation, Authorisation & Restriction of Chemicals) is a European regulation that addresses the production & use of chemical substances, & their potential impacts on both human health & the environment



FROM ONLY  
**£193.<sup>80</sup>**

### INFORMATION



Available with  
puncture proof wheels  
"WILL NOT LET YOU DOWN"

MATERIALS  
HANDLING



## CONTAINER TRUCKS

FROM ONLY  
**£401.70**

## INFORMATION

Available with a half  
hinged removable lid (PCN95Y)

PCN95Y



PCN92Y

## CONTAINER TRUCKS

- Complete with removable polypropylene containers in a durable steel frame
- Push/pull handle and 2 fixed & 2 swivel 125mm rubber castors make these units extremely manoeuvrable

FROM ONLY  
**£362.70**5 DAY  
DELIVERYLOAD UP TO  
350 Litres

Code	Capacity	Size L x W x H mm	Internal Size L x W x H mm	Each
PCI08Y	250 Litres	1170 x 720 x 800	900 x 630 x 590	<b>£362.70</b>
PCI09Y	350 Litres	1400 x 770 x 810	1130 x 680 x 600	<b>£417.90</b>

## MOBILE TAPERED TRUCKS WITH CARRY POCKET HANDLE

- These trucks are tapered for easy storage and moulded in food grade polyethylene
- » Tolerant between -20°C to +60°C

FROM ONLY  
**£133.60**

GC180455H

5 DAY  
DELIVERYLOAD UP TO  
455 Litres

Colours available:



Code	Capacity	Size L x W x H mm	Internal Size L x W x H mm	Wheels mm	Each
GC180200H	200 Litres	765 x 420 x 650	850 x 495 x 785	4 x 75mm Swivel Castors	<b>£133.60</b>
GC180320H	320 Litres	880 x 550 x 570	1000 x 670 x 695	2 fixed & 2 swivel 100mm Castors	<b>£173.60</b>
GC180455H	455 Litres	1245 x 615 x 640	1410 x 775 x 790	2 fixed & 2 swivel 100mm Castors	<b>£217.10</b>

## TILT TRUCKS

- Easy tilt polypropylene trucks
- Push/pull handle & 2 fixed 230mm rubber wheels & 2 swivel 100mm polypropylene castors make these units extremely manoeuvrable

5 DAY  
DELIVERYLOAD UP TO  
250kg

Code	Description	Capacity	Capacity	Size L x W x H mm	Each
PCN92Y	Without Lid	250kg	450 Litres	1180 x 780 x 925	<b>£401.70</b>
PCN95Y	With Half Hinged Removable Lid	250kg	450 Litres	1180 x 780 x 955	<b>£473.65</b>



**PROPLAZ® XTRA BOTTLE SKIPS**

- These trucks are tapered for easy storage and moulded in polyethylene
- Fully nestable when empty, moulded in anti-jam design & fully watertight
- Tolerant between -20°C to +60°C
- Available in 100% recycled polyethylene (black only and food grade) or food grade polyethylene (red, green, blue, yellow or natural)
- Mobile on 4 x 50mm swivel castors

**INFORMATION**

Ideal for bars &amp; hotels



Colours available:

**Proplaz® Xtra Bottle Skips Moulded from Food Grade Polyethylene (Coloured)**

Code	Capacity	Capacity	Size L x W x H mm	Internal Size L x W x H mm	Each
GC9414	135kg	135 Litres	600 x 390 x 580	650 x 460 x 660	<b>£75.25</b>
GC9424	150kg	150 Litres	555 x 400 x 685	615 x 455 x 750	<b>£74.75</b>
GC9434	165kg	165 Litres	780 x 405 x 555	820 x 455 x 620	<b>£76.25</b>
GC9444	185kg	185 Litres	610 x 555 x 560	670 x 615 x 620	<b>£81.30</b>
GC9454	185kg	185 Litres	910 x 320 x 555	970 x 380 x 620	<b>£81.30</b>

**Proplaz® Xtra Bottle Skips Moulded from 100% Recycled Polyethylene (Black)**

Code	Capacity	Capacity	Size L x W x H mm	Internal Size L x W x H mm	Each
GBK9414	135kg	135 Litres	600 x 390 x 580	650 x 460 x 660	<b>£65.40</b>
GBK9424	150kg	150 Litres	555 x 400 x 685	615 x 455 x 750	<b>£65.90</b>
GBK9434	165kg	165 Litres	780 x 405 x 555	820 x 455 x 620	<b>£66.45</b>
GBK9444	185kg	185 Litres	610 x 555 x 560	670 x 615 x 620	<b>£72.00</b>
GBK9454	185kg	185 Litres	910 x 320 x 555	970 x 380 x 620	<b>£72.45</b>

FROM ONLY  
**£65.40****PROPLAZ® XTRA MOBILE TAPERED TRUCKS**

- These trucks are tapered for easy storage and moulded in polyethylene
- Fully nestable when empty, moulded in anti-jam design & fully watertight
- Tolerant between -20°C to +60°C
- Available in 100% recycled polyethylene (black only and food grade) or food grade polyethylene (red, green, blue, yellow or natural)

**INFORMATION**

Ideal for many applications



Colours available:

**Proplaz® Xtra Mobile Tapered Trucks Moulded from Food Grade Polyethylene (Coloured)**

Code	Capacity	Size L x W x H mm	Internal Size L x W x H mm	Wheels mm	Each	Code	Description	Each
GC0072	72 Litres	420 x 420 x 415	480 x 480 x 515	4 x 75mm Swivel Castors	<b>£70.85</b>	GC0087	Lid To Suit	<b>£14.20</b>
GC0118	118 Litres	415 x 415 x 670	480 x 480 x 770	4 x 75mm Swivel Castors	<b>£81.85</b>	GC0086	Lid To Suit	<b>£14.20</b>
GC0135	135 Litres	550 x 455 x 580	625 x 540 x 680	4 x 75mm Swivel Castors	<b>£90.45</b>	GC0088	Lid To Suit	<b>£17.15</b>
GC0200	200 Litres	765 x 420 x 650	850 x 495 x 785	4 x 75mm Swivel Castors	<b>£108.70</b>	GC0089	Lid To Suit	<b>£22.30</b>
GC0320	320 Litres	880 x 550 x 570	1000 x 670 x 695	2 fixed & 2 swivel 100mm Castors	<b>£148.75</b>	GC0090	Lid To Suit	<b>£33.40</b>
GC0455	455 Litres	1245 x 615 x 640	1410 x 775 x 790	2 fixed & 2 swivel 100mm Castors	<b>£192.30</b>	GC0091	Lid To Suit	<b>£44.55</b>

**Proplaz® Xtra Mobile Tapered Trucks Moulded from 100% Recycled Polyethylene (Black)**

Code	Capacity	Size L x W x H mm	Internal Size L x W x H mm	Wheels mm	Each	Code	Description	Each
GBK0072	72 Litres	420 x 420 x 415	480 x 480 x 515	4 x 75mm Swivel Castors	<b>£62.55</b>	GBK0087	Lid To Suit	<b>£12.10</b>
GBK0118	118 Litres	415 x 415 x 670	480 x 480 x 770	4 x 75mm Swivel Castors	<b>£71.65</b>	GBK0086	Lid To Suit	<b>£12.10</b>
GBK0135	135 Litres	550 x 455 x 580	625 x 540 x 680	4 x 75mm Swivel Castors	<b>£76.05</b>	GBK0088	Lid To Suit	<b>£15.15</b>
GBK0200	200 Litres	765 x 420 x 650	850 x 495 x 785	4 x 75mm Swivel Castors	<b>£93.20</b>	GBK0089	Lid To Suit	<b>£19.15</b>
GBK0320	320 Litres	880 x 550 x 570	1000 x 670 x 695	2 fixed & 2 swivel 100mm Castors	<b>£127.70</b>	GBK0090	Lid To Suit	<b>£28.20</b>
GBK0455	455 Litres	1245 x 615 x 640	1410 x 775 x 790	2 fixed & 2 swivel 100mm Castors	<b>£164.30</b>	GBK0091	Lid To Suit	<b>£36.25</b>

FROM ONLY  
**£62.55**MATERIALS  
HANDLING

# DRUM HANDLING

## DRUM DOLLIES

- Design allows loading by overhead lifting
- Suitable for moving standard 210L drums
- Fitted with 4 x 75mm swivel castors

### INFORMATION

To be loaded by overhead lifting when moving 210L drums

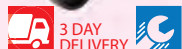
FROM ONLY  
**£98.10**



DID16Y



DID09Y



Code	Description	Size L x W x H mm	Each
DID16Y	Plastic Dolly	616 x 616	<b>£98.10</b>
DID09Y	Steel Dolly with 750mm High Handle	615 x 615	<b>£104.95</b>

## DRUM HANDLER

- CE marked & plated
- Designed to carry full or empty 210 litre steel drums
- This unit smoothly lifts the drum (in 20mm increments) which is held firm by the clamp
- Mobile on 2 fixed 130mm polyurethane wheels & 2 swivel 120mm polyurethane castors
- Lifting height: 250mm



Drum locking mechanism

### INFORMATION

Designed to move drums from both UK & Euro Pallets



Code	Size L x W x H mm	Each
DL250Y	812 x 1219 x 1100	<b>£695.10</b>



ONLY  
**£695.10**

## DRUM TRANSPORTER

- CE marked & plated
- Designed to carry full or empty 210 litre steel drums
- Drum is held in position by an adjustable hook
- Mobile on 2 x 250mm solid rubber wheels & incorporates 2 x 160mm supporting rear castors
- This unit is produced/balanced in such a way that it should only be used with full or empty drums

ONLY  
**£666.65**

### INFORMATION

Drum is held to the unit securely by using an adjustable hook



Code	Size W x H mm	Each
DH483J	740 x 1600	<b>£666.65</b>

## DRUM LIFTER

- CE marked & plated
- Designed to carry full or empty 210 litre steel drums
- Foot operated hydraulic pump
- This unit smoothly lifts the drum which is held firm by the clamp
- Mobile on 2 fixed & 2 swivel 125mm nylon castors
- Lifting height: 740mm



Drum locking mechanism

### INFORMATION

Designed to move drums from both UK & Euro Pallets



Code	Size L x W x H mm	Each
DL300Y	950 x 1200 x 1565	<b>£808.45</b>

ONLY  
**£808.45**





## DRUM LIFTER

- CE tested
- Designed to carry full or empty 210 litre drums
- Hydraulic pump smoothly lifts the drum which is held firm by the top rim clamp
- The retractable clamp holds the drum securely & releases automatically
- Mobile on 2 x 180mm polyurethane wheels & a rear 125mm swivel polyurethane castor
- Lifting height: 200mm

## INFORMATION

This drum lifter can transport plastic & steel drums

ONLY  
**£438.55**



7 DAY DELIVERY



250kg

Code	Size L x W x H mm	Each
DL388Y	820 x 785 x 1050	£438.55



## DRUM LIFTERS

- CE marked & plated
- Foot operated hydraulic pump
- These units will load / unload 210L steel drums from pallets / ground with ease
- The grip holds the top rim of the drum, the user then pumps the foot pedal to lift the drum
- Wheel into position & lower accordingly
- The foot pedal hinges up helping to prevent knocked shins whilst mobile
- DLL03Z is easily manoeuvrable on 2 fixed, 2 swivel 130mm wheels, one with brake
- DL450Y is mobile on 2 fixed & 2 swivel braked 125mm polyurethane castors
- 450kg load capacity up to 500mm (DL450Y has a capacity of 350kg above this height)

## INFORMATION

Designed to move drums from both UK & Euro Pallets



DLL03Z

FROM ONLY  
**£1270.45**



DL450Y

MATERIALS  
HANDLING

## DRUM TILTER

- CE marked & plated
- Designed to pick up, transport & rotate full or empty 210 litre steel drums
- The saddle secures the drum
- Mobile on 2 x 180mm polyurethane wheels & a rear 75mm swivel castor

ONLY  
**£431.95**



7 DAY DELIVERY



300kg



Code	Size L x W x H mm	Each
DT300P	1420 x 900 x 1712	£431.95



7 DAY DELIVERY



LOAD UP TO 450kg



Code	Size L x W x H mm	Lifting Height mm	Extended Height mm	Each
DLL03Z	1100 x 900 x 1250	500	1380	£1270.45
DL450Y	940 x 1160 x 1980	1100	2320	£1409.90

## CYLINDER HANDLING



FROM ONLY  
**£318.05**

## PROPANE CYLINDER TROLLEYS

- Tubular steel trucks designed to safely manoeuvre 47kg propane cylinders
- The max diameter of cradle supports is 380mm
- Model CT103L is able to carry one 380mm cylinder & one 230mm cylinder
- Models CT102L & CT103L are fitted with a rear castor which supports the laden trolley enabling full operator control when manoeuvring
- CT101L & CT102L come with puncture proof front wheels

## INFORMATION

Safely carry 47kg propane cylinders (up to 380mm dia.)



CT101L



150kg

3 YEAR  
GUARANTEE

Code	Size L x W x H mm	Wheel Size (front/rear)	Each
CT101L	570 x 550 x 1310	250mm	<b>£318.05</b>
CT102L	730 x 530 x 1310	250 / 150mm	<b>£465.15</b>
CT103L	920 x 810 x 1440	400 / 200mm	<b>£768.75</b>

MATERIALS  
HANDLING

## PROPANE CYLINDER TROLLEYS

- Models TS177L & CT277L are designed to carry a maximum cylinder size of 286mm dia x 1575mm height. Tubular steel frame fitted with two 125mm rubber tyred rear support castors & 250mm puncture proof pneumatic front wheels
- Cylinders are held in place with a retaining chain for added security when in use
- Zinc plated models are ideal for use in damp environments
- TS177L has a painted frame and CT277L, CT201L & CT201P has a zinc plated frame



FROM ONLY  
**£500.70**

## INFORMATION

Cylinders are held in place with a retaining chain for added security when the trucks are in use



CT201L

CT201P

3 YEAR  
GUARANTEE

Code	Cylinder Dia.	Cylinder Capacity	Wheel Size (front/rear)	Each
TS177L	286mm	40 Litres	250 / 125mm	<b>£500.70</b>
CT277L	286mm	40 Litres	250 / 125mm	<b>£538.95</b>
CT201L	140 to 250mm	10 / 20 / 40 Litres	200mm Cushion	<b>£251.90</b>
CT201P	140 to 250mm	10 / 20 / 40 Litres	200mm Puncture Proof	<b>£305.35</b>



## CYLINDER TROLLEYS

- Cylinder trolleys which easily convert from a trolley to a 4 wheel trolley for ergonomic use
- Designed to transport oxygen & acetylene cylinders
- Complete with chain to secure the cylinders to the trolley
- Mobile on 2 x 200mm wheels & 2 x 75mm swivel braked castors
- CTF12Y - designed to carry 1 x 140 to 300mm cylinders
- CTF20Y - designed to carry 2 x 140 to 300mm cylinders

FROM ONLY  
**£209.<sup>30</sup>**

## INFORMATION

Converts quickly and easily from a sack truck to a 4 wheel sack truck for ergonomic use



Code	Size L x W x H mm	Folded Size L x W x H mm	Each
CTF12Y	1010 x 430 x 910	430 x 480 x 1165	<b>£209.30</b>
CTF20Y	1010 x 720 x 910	430 x 480 x 1165	<b>£299.90</b>

## WELDERS TROLLEYS

- Steel tubular frame is fitted with cylinder retaining chains & a welding rod holder
- Suitable for carrying 2 cylinders: 1 x oxygen cylinder 230mm dia x 1560mm high & 1 x acetylene cylinder 236mm dia x 1200mm high
- Mobile on 2 x 350mm rubber wheels & 2 x 100mm swivel castors at the rear - these castors provide extra stability, support & full operator control



Rear castors

ONLY  
**£553.<sup>00</sup>**



Code	Size L x W x H mm	Each
TS171L	760 x 760 x 1090	<b>£553.00</b>

## OXYGEN CYLINDER TROLLEYS

- Manufactured in accordance with BS2718, 1979
- Specially designed for carrying oxygen cylinders, ideal for use in hospitals
- The tubular frame has a steel base & retaining straps to hold the cylinder in position
- Fitted with anti-static metal centred wheels & front 100mm non-marking corner buffers

FROM ONLY  
**£358.<sup>00</sup>**



3 YEAR  
GUARANTEE




Code	Cylinder Dia.	Size L x W x H mm	Retaining Strap Heights	Wheel Size	Each
TS178L	140mm	420 x 400 x 1100	220 / 675mm	125mm	<b>£358.00</b>
TS179L	175mm	460 x 410 x 1100	220 / 675mm	250mm	<b>£492.65</b>
TS180L	230mm	470 x 480 x 1100	270 / 920mm	250mm	<b>£510.40</b>



White Polypropylene Swivel Castor with Top Plate



Top Plate Castors



Bolt Hole Castors

FROM ONLY  
**£3.65**



Grey Rubber Tyred Fixed Castor with Top Plate



White Polypropylene Swivel Castor with Bolt Hole



Grey Rubber Tyred Swivel Braked Castor with Top Plate



Black Rubber Tyred Swivel Castor with Top Plate



White Polypropylene Swivel Braked Castor with Bolt Hole



Nylon Expander - Round

Nylon Expander - Square

## LIGHT DUTY TOP PLATE OR BOLT CASTORS

- A competitively priced range of robust light duty castors with Top Plate or Bolt Hole Fittings
- The range of nylon expander fittings allow castors to be fitted to hollow tube equipment (Add expander code & price to your choice of bolt hole castor)

**3 DAY DELIVERY** **LOAD UP TO 250kg**

### Light Duty Top Plate White Polypropylene Castors

Wheel Dia.	Load	Height	Bearing	Fixing Centres	Fixed Castor		Swivel Castor		Swivel Braked Castor	
					Code	Each	Code	Each	Code	Each
50mm	40kg	73mm	Plain	35 x 35	-	-	50DRL4PP	<b>£3.65</b>	50DRL4PPSWB	<b>£4.45</b>
75mm	50kg	100mm	Roller	45 x 45	-	-	75DRL4PP	<b>£4.50</b>	75DRL4PPSWB	<b>£4.85</b>
100mm	185kg	128mm	Roller	80 x 60	100DR8PPB	<b>£4.75</b>	100DR4PPB	<b>£6.00</b>	100DR4PPBSWB	<b>£9.25</b>
125mm	220kg	152mm	Roller	80 x 60	125DR8PPB	<b>£7.15</b>	125DR4PPB	<b>£8.00</b>	125DR4PPBSWB	<b>£11.30</b>
160mm	250kg	195mm	Roller	105 x 80	160DR8PP	<b>£13.60</b>	160DR4PP	<b>£14.40</b>	160DR4PPSWB	<b>£20.35</b>
200mm	250kg	237mm	Roller	105 x 80	200DR8PP	<b>£17.35</b>	200DR4PP	<b>£18.55</b>	200DR4PPSWB	<b>£20.75</b>

### Light Duty Bolt Hole White Polypropylene Castors

Wheel Dia.	Load	Height	Bearing	Suits Bolt Dia.	Fixed Castor		Swivel Castor		Swivel Braked Castor	
					Code	Each	Code	Each	Code	Each
50mm	40kg	71mm	Plain	10mm	-	-	50DRLBH10PP	<b>£3.75</b>	50DRLBH10PPSWB	<b>£4.55</b>
75mm	50kg	95mm	Plain	10mm	-	-	75DRLBH10PP	<b>£5.35</b>	75DRLBH10PPSWB	<b>£5.60</b>
100mm	80kg	128mm	Plain	12mm	-	-	100RLBH12PP	<b>£6.60</b>	100RLBH10PPSWB	<b>£8.30</b>
125mm	100kg	150mm	Plain	12mm	-	-	125DRLBH12PP	<b>£8.50</b>	125DRLBH10PPSWB	<b>£9.30</b>

### Light Duty Top Plate Grey Rubber Tyred Castors

Wheel Dia.	Load	Height	Bearing	Fixing Centres	Fixed Castor		Swivel Castor		Swivel Braked Castor	
					Code	Each	Code	Each	Code	Each
50mm	40kg	73mm	Plain	35 x 35	-	-	50DRL4GRG	<b>£3.65</b>	50DRL4GRGSWB	<b>£4.45</b>
75mm	50kg	100mm	Roller	45 x 45	-	-	75DRL4GRG	<b>£4.85</b>	75DRL4GRGSWB	<b>£5.85</b>
100mm	75kg	128mm	Roller	80 x 60	100DR8GRB	<b>£5.60</b>	100DR4GRB	<b>£7.10</b>	100DR4GRBSWB	<b>£8.10</b>
125mm	100kg	152mm	Roller	80 x 60	125DR8GRB	<b>£8.90</b>	125DR4GRB	<b>£10.50</b>	125DR4GRBSWB	<b>£14.25</b>
160mm	160kg	195mm	Roller	105 x 80	160DR8GRB	<b>£19.75</b>	160DRGRB	<b>£22.90</b>	160DR4GRSWB	<b>£27.95</b>
200mm	205kg	237mm	Roller	105 x 80	200DR8GRB	<b>£21.25</b>	200DRGRB	<b>£23.30</b>	200DR4GRSWB	<b>£27.55</b>

### Light Duty Bolt Hole Grey Rubber Tyred Castors

Wheel Dia.	Load	Height	Bearing	Suits Bolt Dia.	Fixed Castor		Swivel Castor		Swivel Braked Castor	
					Code	Each	Code	Each	Code	Each
50mm	40kg	71mm	Plain	10mm	-	-	50DRLBH10GRG	<b>£4.10</b>	50DRLBH10GRGSWB	<b>£4.95</b>
75mm	50kg	95mm	Plain	10mm	-	-	75DRLBH10GRG	<b>£5.35</b>	75DRLBH10GRGSWB	<b>£6.15</b>
100mm	80kg	128mm	Plain	12mm	-	-	100RLBH10GRG	<b>£7.25</b>	100RLBH10GRGSWB	<b>£7.90</b>
125mm	100kg	150mm	Plain	12mm	-	-	125DRLBH10GRG	<b>£9.20</b>	125DRLBH10GRGSWB	<b>£11.30</b>

### Light Duty Top Plate Black Rubber Tyred Castors

Wheel Dia.	Load	Height	Bearing	Fixing Centres	Fixed Castor		Swivel Castor		Swivel Braked Castor	
					Code	Each	Code	Each	Code	Each
100mm	80kg	128mm	Roller	80 x 60	100DR8BSB	<b>£5.85</b>	100DR4BSB	<b>£6.50</b>	100DR4BSBSWB	<b>£8.20</b>
125mm	100kg	152mm	Roller	80 x 60	125DR8BSB	<b>£8.90</b>	125DR4BSB	<b>£10.95</b>	125DR4BSBSWB	<b>£15.45</b>
160mm	160kg	195mm	Roller	105 x 80	160DR8BSB	<b>£14.60</b>	160DRBSB	<b>£18.35</b>	160DR4GRSWB	<b>£22.40</b>
200mm	205kg	237mm	Roller	105 x 80	200DR8BSB	<b>£18.20</b>	200DRBSB	<b>£20.45</b>	200DR4GRSWB	<b>£26.40</b>

### Nylon Expander Fittings - Round

Code	Fits Internal Tube Size mm	Each
R19	19 to 21.5mm	<b>£2.20</b>
R21	21.5 to 24mm	<b>£2.20</b>
R24	24 to 27mm	<b>£2.20</b>
R27	27 to 30mm	<b>£2.20</b>
R31	31 to 35mm	<b>£4.10</b>

### Nylon Expander Fittings - Square

Code	Fits Internal Tube Size mm	Each
S21	21.5 to 24mm	<b>£2.20</b>
S24	24 to 27mm	<b>£2.20</b>
S27	27 to 30mm	<b>£2.20</b>
S31	31 to 35mm	<b>£4.10</b>
S36	36 to 40mm	<b>£4.10</b>

Low value orders may be subject to a handling charge - please call for details



**MEDIUM DUTY TOP PLATE OR BOLT CASTORS**


- Medium duty castors with Top Plate or Bolt Hole Fittings and pressed steel double ball race swivel heads



FROM ONLY  
**£10.10**



Top Plate Castors



Bolt Hole Castors

**Medium Duty Top Plate White Nylon Castors**

Wheel Dia.	Load	Tread Width	Height	Bearing	Fixing Centres	Fixed Castor		Swivel Castor		Swivel Braked Castor	
						Code	Each	Code	Each	Code	Each
100mm	200kg	35mm	128mm	Plain	80 x 60	100DR8NY	<b>£11.35</b>	100DR4NY	<b>£14.50</b>	100DR4NYSWB	<b>£19.25</b>
125mm	270kg	35mm	152mm	Plain	80 x 60	125DR8NY	<b>£11.80</b>	125DR4NY	<b>£14.85</b>	125DR4NYSWB	<b>£19.75</b>
150mm	350kg	40mm	185mm	Plain	105 x 80	150DR8NY	<b>£21.85</b>	150DR4NY	<b>£25.15</b>	150DR4NYSWB	<b>£30.30</b>
200mm	350kg	50mm	237mm	Plain	105 x 80	200DR8NY	<b>£24.90</b>	200DR4NY	<b>£28.10</b>	200DR4NYSWB	<b>£32.75</b>



White Nylon Swivel Castor with Top Plate



White Nylon Swivel Castor with Bolt Hole

**Medium Duty Bolt Hole White Nylon Castors**

Wheel Dia.	Load	Tread Width	Height	Bearing	Suits Bolt Dia.	Fixed Castor		Swivel Castor		Swivel Braked Castor	
						Code	Each	Code	Each	Code	Each
100mm	200kg	35mm	128mm	Plain	12mm	-	-	100DRBH12NY	<b>£14.50</b>	100DRBH12NYSWB	<b>£19.25</b>
125mm	270kg	35mm	152mm	Plain	12mm	-	-	125DRBH12NY	<b>£14.85</b>	125DRBH12NYSWB	<b>£19.75</b>
150mm	350kg	40mm	185mm	Plain	12mm	-	-	150DRBH12NY	<b>£25.15</b>	150DRBH12NYSWB	<b>£30.30</b>
200mm	350kg	50mm	237mm	Plain	12mm	-	-	200DRBH12NY	<b>£28.10</b>	200DRBH12NYSWB	<b>£32.75</b>

**Medium Duty Top Plate Red Polyurethane Castors**

Wheel Dia.	Load	Tread Width	Height	Bearing	Fixing Centres	Fixed Castor		Swivel Castor		Swivel Braked Castor	
						Code	Each	Code	Each	Code	Each
100mm	220kg	38mm	128mm	Ball	80 x 60	100DR8PNBJ	<b>£14.85</b>	100DR4PNBJ	<b>£17.80</b>	100DR4PNBJSWB	<b>£22.80</b>
125mm	270kg	38mm	152mm	Ball	80 x 60	125DR8PNBJ	<b>£15.85</b>	125DR4PNBJ	<b>£18.85</b>	125DR4PNBJSWB	<b>£23.80</b>
150mm	350kg	50mm	185mm	Ball	105 x 80	150DR8PNBJ	<b>£25.15</b>	150DR4PNBJ	<b>£28.25</b>	150DR4PNBJSWB	<b>£32.80</b>
200mm	350kg	50mm	237mm	Ball	105 x 80	200DR8PNBJ	<b>£29.75</b>	200DR4PNBJ	<b>£33.00</b>	200DR4PNBJSWB	<b>£38.20</b>

**Medium Duty Bolt Hole Red Polyurethane Castors**

Wheel Dia.	Load	Tread Width	Height	Bearing	Suits Bolt Dia.	Fixed Castor		Swivel Castor		Swivel Braked Castor	
						Code	Each	Code	Each	Code	Each
100mm	220kg	38mm	128mm	Ball	12mm	-	-	100DRBH12PNBJ	<b>£17.80</b>	100DRBH12PNBJSWB	<b>£22.80</b>
125mm	270kg	38mm	152mm	Ball	12mm	-	-	125DRBH12PNBJ	<b>£18.85</b>	125DRBH12PNBJSWB	<b>£23.80</b>
150mm	350kg	50mm	185mm	Ball	12mm	-	-	150DRBH12PNBJ	<b>£28.25</b>	150DRBH12PNBJSWB	<b>£32.80</b>
200mm	350kg	50mm	237mm	Ball	12mm	-	-	200DRBH12PNBJ	<b>£33.00</b>	200DRBH12PNBJSWB	<b>£38.20</b>

**Medium Duty Top Plate Black Rubber Tyred Castors**

Wheel Dia.	Load	Tread Width	Height	Bearing	Fixing Centres	Fixed Castor		Swivel Castor		Swivel Braked Castor	
						Code	Each	Code	Each	Code	Each
100mm	80kg	32mm	128mm	Roller	80 x 60	100DR8PSB	<b>£10.10</b>	100DR4PSB	<b>£13.55</b>	100DR4PSBSWB	<b>£18.50</b>
125mm	100kg	37mm	152mm	Roller	80 x 60	125DR8PSB	<b>£11.40</b>	125DR4PSB	<b>£14.30</b>	125DR4PSBSWB	<b>£19.50</b>
160mm	175kg	40mm	185mm	Roller	105 x 80	160DR8PSB	<b>£17.05</b>	160DR4PSB	<b>£20.15</b>	160DR4PSBSWB	<b>£25.60</b>
200mm	205kg	50mm	237mm	Roller	105 x 80	200DR8PSB	<b>£13.90</b>	200DR4PSB	<b>£21.30</b>	200DR4PSBSWB	<b>£26.75</b>

**Medium Duty Bolt Hole Black Rubber Tyred Castors**

Wheel Dia.	Load	Tread Width	Height	Bearing	Suits Bolt Dia.	Fixed Castor		Swivel Castor		Swivel Braked Castor	
						Code	Each	Code	Each	Code	Each
100mm	80kg	32mm	128mm	Roller	12mm	-	-	100DRBH12PSB	<b>£13.55</b>	100DRBH12PSBSWB	<b>£18.50</b>
125mm	100kg	37mm	152mm	Roller	12mm	-	-	125DRBH12PSB	<b>£14.30</b>	125DRBH12PSBSWB	<b>£19.50</b>
160mm	175kg	40mm	185mm	Roller	12mm	-	-	160DRBH12PSB	<b>£20.15</b>	160DRBH12PSBSWB	<b>£25.60</b>
200mm	205kg	50mm	237mm	Roller	12mm	-	-	200DRBH12PSB	<b>£21.30</b>	200DRBH12PSBSWB	<b>£26.75</b>

Low value orders may be subject to a handling charge - please call for details



Red Polyurethane Swivel Braked Castor with Top Plate



Red Polyurethane Swivel Braked Castor with Bolt Hole



Black Rubber Tyred Swivel Castor with Top Plate



Black Rubber Tyred Swivel Castor with Bolt Hole

MATERIALS  
HANDLING

## WHEELS &amp; CASTORS

## LIGHT DUTY TOP PLATE OR BOLT CASTORS

- PFH fixed castors: heavy gauge press formed sideplates welded to the top plate
- PSH swivel castors: heavy duty forged steel top plate joined to an outer swivel ring by a full complement ball race running in hardened tracks. The race serves as both a thrust & radial bearing & is provided with a nylon seal at the top & greased through a hydraulic nipple. The closed base of the ring prevents downward escape of the lubricant & completes the grease reservoir. The sideplates are press formed to a cylindrical shape to give the best strength to weight ratio & are continuously welded to the swivel ring
- Top plates are 149 x 110mm with 105 x 80mm centres & holes drilled to suit M12 bolts



FROM ONLY  
**£54.90**

3 DAY DELIVERY LOAD UP TO 1300kg

## Heavy Duty Red Polyurethane Castors

Wheel Dia.	Load	Tread Width	Height	Bearing	Fixed Castor		Swivel Castor		Swivel Braked Castor	
					Code	Each	Code	Each	Code	Each
125mm	550kg	50mm	177mm	Ball	PFH125PTBJ	<b>£64.70</b>	PSH125PTBJ	<b>£82.80</b>	PSH125PTBJBR	<b>£93.15</b>
150mm	800kg	50mm	202mm	Ball	PFH150PTBJ	<b>£67.30</b>	PSH150PTBJ	<b>£85.40</b>	PSH150PTBJBR	<b>£95.75</b>
200mm	1000kg	50mm	252mm	Ball	PFH200PTBJ	<b>£75.30</b>	PSH200PTBJ	<b>£98.30</b>	PSH200PTBJBR	<b>£108.70</b>
250mm	1300kg	50mm	303mm	Ball	PFH250PTBJ	<b>£85.40</b>	PSH250PTBJ	<b>£129.35</b>	PSH250PTBJBR	<b>£135.00</b>

## Heavy Duty White Nylon Castors

Wheel Dia.	Load	Tread Width	Height	Bearing	Fixed Castor		Swivel Castor		Swivel Braked Castor	
					Code	Each	Code	Each	Code	Each
125mm	750kg	45mm	177mm	Ball	PFH125NYBJ	<b>£57.25</b>	PSH125NYBJ	<b>£75.05</b>	PSH125NYBJBR	<b>£85.40</b>
150mm	1000kg	45mm	202mm	Ball	PFH150NYBJ	<b>£59.50</b>	PSH150NYBJ	<b>£76.60</b>	PSH150NYBJBR	<b>£86.90</b>
200mm	1000kg	50mm	252mm	Ball	PFH200NYBJ	<b>£64.25</b>	PSH200NYBJ	<b>£85.40</b>	PSH200NYBJBR	<b>£95.75</b>
250mm	1200kg	60mm	303mm	Ball	PFH250NYBJ	<b>£74.50</b>	PSH250NYBJ	<b>£108.70</b>	PSH250NYBJBR	<b>£119.50</b>

## Heavy Duty Cast Iron Castors

Wheel Dia.	Load	Tread Width	Height	Bearing	Fixed Castor		Swivel Castor		Swivel Braked Castor	
					Code	Each	Code	Each	Code	Each
125mm	650kg	40mm	177mm	Ball	PFH125CIBJ	<b>£54.90</b>	PSH125CIBJ	<b>£72.60</b>	PSH125CIBJBR	<b>£82.90</b>
150mm	900kg	45mm	202mm	Ball	PFH150CIBJ	<b>£57.25</b>	PSH150CIBJ	<b>£75.85</b>	PSH150CIBJBR	<b>£86.20</b>
200mm	1100kg	45mm	252mm	Ball	PFH200CIBJ	<b>£63.40</b>	PSH200CIBJ	<b>£84.15</b>	PSH200CIBJBR	<b>£94.40</b>
250mm	1300kg	50mm	303mm	Ball	PFH250CIBJ	<b>£72.55</b>	PSH250CIBJ	<b>£103.00</b>	PSH250CIBJBR	<b>£113.85</b>

Low value orders may be subject to a handling charge - please call for details

Red Polyurethane Swivel Castor



## WHEELS

- Full range of industrial rubber tyred wheels in solid rubber & pneumatic
- Wide range of uses including sack trucks, wheel barrows, boat trailers, industrial trucks & trolleys

FROM ONLY  
**£5.80**



## NSS Series - Black Solid Rubber Tyred Wheels with Metal Centres

Code	Wheel Dia.	Wheel Dia.	Load	Tread Width	Hub Bore	Hub Length	Bearing	Wheel Centres	Each
NSS8	200mm	8 inch	250kg	50mm	25.4mm	51mm	Plain	Metal	<b>£18.15</b>
NSS8R	200mm	8 inch	250kg	50mm	25.4mm	51mm	Roller	Metal	<b>£22.40</b>
NSS10	250mm	10 inch	350kg	50mm	25.4mm	51mm	Plain	Metal	<b>£20.10</b>
NSS10R	250mm	10 inch	350kg	50mm	25.4mm	51mm	Roller	Metal	<b>£30.95</b>
NSS12	300mm	12 inch	400kg	50mm	25.4mm	51mm	Plain	Metal	<b>£27.50</b>
NSS12R	300mm	12 inch	400kg	50mm	25.4mm	51mm	Roller	Metal	<b>£29.35</b>

## EPR Series - Black Solid Rubber Tyred Wheels with Red Polypropylene Centres

Code	Wheel Dia.	Wheel Dia.	Load	Tread Width	Hub Bore	Hub Length	Bearing	Wheel Centres	Each
EPR620	160mm	6.25 inch	150kg	40mm	20mm	51mm	Plain	Red Polypropylene	<b>£5.80</b>
EPR61	160mm	6.25 inch	150kg	40mm	25.4mm	51mm	Plain	Red Polypropylene	<b>£5.80</b>
EPR81	200mm	8 inch	200kg	50mm	25.4mm	51mm	Plain	Red Polypropylene	<b>£6.50</b>
EPR101	250mm	10 inch	275kg	60mm	25.4mm	51mm	Plain	Red Polypropylene	<b>£10.50</b>

## PW Series - Black Pneumatic Tyred Wheels with Red Polypropylene Centres

Code	Wheel Dia.	Wheel Dia.	Load	Tread Width	Hub Bore	Hub Length	Bearing	Wheel Centres	Each
PW250-425.4/764/51R	220mm	8.75 inch	100kg	65mm	25.4mm	76mm	Plain	Red Polypropylene	<b>£20.70</b>
PWR250-425.4/764/51R	220mm	8.75 inch	100kg	65mm	25.4mm	76mm	Roller	Red Polypropylene	<b>£20.70</b>
PW300-425.4/764/51R	260mm	10.5 inch	120kg	82mm	25.4mm	76mm	Plain	Red Polypropylene	<b>£24.75</b>
PWR300-425.4/764/51R	260mm	10.5 inch	120kg	85mm	25.4mm	63mm	Roller	Red Polypropylene	<b>£24.70</b>
PWR400-425.4/764/51R	300mm	12 inch	150kg	100mm	25.4mm	63mm	Roller	Red Polypropylene	<b>£27.95</b>

## PBW Series - Black Solid Rubber Tyred Wheels with Red Polypropylene Centres

Code	Wheel Dia.	Wheel Dia.	Load	Tread Width	Hub Bore	Hub Length	Bearing	Wheel Centres	Each
PBW28025.4/66RIBRED	280mm	11 inch	250kg	80mm	25.4mm	66mm	Plain	Red Polypropylene	<b>£18.40</b>
PBW35525.4/66RIBBLK	355mm	14 inch	300kg	75mm	25.4mm	66mm	Plain	Red Polypropylene	<b>£28.45</b>

## BW Series - Black Solid Rubber Tyred Wheels with Metal Centres

Code	Wheel Dia.	Wheel Dia.	Load	Tread Width	Hub Bore	Hub Length	Bearing	Wheel Centres	Each
BWR33025.4/63RIBRED	330mm	13 inch	300kg	70mm	25.4mm	63mm	Roller	Red Metal	<b>£32.30</b>
BWB33025.4/83RIBRED	330mm	13 inch	300kg	70mm	25.4mm	83mm	Ball Journal	Red Metal	<b>£62.65</b>
BWG35525.4/66RIBRED	355mm	14 inch	400kg	75mm	25.4mm	66mm	Plain	Red Metal	<b>£31.10</b>
BWR35525.4/63RIBRED	355mm	14 inch	400kg	75mm	25.4mm	63mm	Roller	Red Metal	<b>£42.15</b>
BWB35525.4/83RIBRED	355mm	14 inch	400kg	75mm	25.4mm	83mm	Ball Journal	Black Metal	<b>£56.85</b>
BWG40025.4/66RIBRED	400mm	16 inch	500kg	90mm	25.4mm	66mm	Plain	Red Metal	<b>£40.55</b>
BWR40025.4/63RIBRED	400mm	16 inch	500kg	90mm	25.4mm	63mm	Roller	Red Metal	<b>£41.25</b>
BWB40025.4/83RIBRED	400mm	16 inch	500kg	90mm	25.4mm	83mm	Ball Journal	Black Metal	<b>£62.65</b>

## BW Series - Black Pneumatic Tyred Wheels with Metal Centres

Code	Wheel Dia.	Wheel Dia.	Load	Tread Width	Hub Bore	Hub Length	Bearing	Wheel Centres	Each
BWR250-425.4/634/51R	220mm	8.75 inch	100kg	65mm	25.4mm	63mm	Roller	Red Metal	<b>£31.00</b>
BWG300-425.4/764/52R	260mm	10.5 inch	170kg	85mm	25.4mm	76mm	Plain	Red Metal	<b>£30.90</b>
BWR300-425.4/634/52R	260mm	10.5 inch	170kg	85mm	25.4mm	63mm	Roller	Red Metal	<b>£37.55</b>
BWR400-425.4/634/52B	300mm	12 inch	245kg	100mm	25.4mm	63mm	Roller	Black Metal	<b>£38.05</b>
BWR400-825.4/634/01B	400mm	16 inch	305kg	100mm	25.4mm	63mm	Roller	Black Metal	<b>£39.30</b>
BWB400-825.4/654/01B	400mm	16 inch	305kg	100mm	25.4mm	65mm	Ball Journal	Black Metal	<b>£44.10</b>

Low value orders may be subject to a handling charge - please call for details



MATERIALS  
HANDLING

## PALLET TRUCKS



## G-TRUCK® Pro Pallet Trucks

Code	Fork Length	Width over Forks	Pallet Type	Each 1+	Each 3+
GPT1054S	1000mm	540mm	Euro & GKN/CHEP/UK	<b>£316.80</b>	<b>£311.55</b>
GPT1154S	1150mm	540mm	Euro & GKN/CHEP/UK	<b>£316.80</b>	<b>£311.55</b>
GPT1068S	1000mm	680mm	GKN/CHEP/UK	<b>£327.30</b>	<b>£323.80</b>
GPT1168S	1150mm	680mm	GKN/CHEP/UK	<b>£327.30</b>	<b>£323.80</b>

## G-TRUCK® Premium Pallet Trucks

Code	Fork Length	Width over Forks	Pallet Type	Each 1+	Each 2+
GPT1054P	1000mm	540mm	Euro & GKN/CHEP/UK	<b>£341.25</b>	<b>£336.00</b>
GPT1554P	1150mm	540mm	Euro & GKN/CHEP/UK	<b>£341.25</b>	<b>£336.00</b>
GPT1068P	1000mm	680mm	GKN/CHEP/UK	<b>£357.00</b>	<b>£351.75</b>
GPT1568P	1150mm	680mm	GKN/CHEP/UK	<b>£357.00</b>	<b>£351.75</b>



### G-TRUCK® PRO & PREMIUM PALLET TRUCKS

- Conform to EN 1757-2
- Fork width: 160mm
- Raised height of forks: 205mm
- Lowered height of forks: 85mm
- Complete with entry & exit rollers
- Ergonomically designed handle with a 3 position control lever
- Manufactured to the recognised European GS standard
- Mobile on 200mm nylon steering wheels & 85mm nylon rollers

**G-TRUCK**



7 DAY  
DELIVERY



2500kg



2 YEAR  
GUARANTEE

#### CAN BE USED WITH



**GKN/CHP/UK**  
1000 x 1200mm  
Closed Pallets



**Euro**  
800 x 1200mm  
Open Pallets

FROM ONLY  
**£311.55**

#### PALLET TRUCK SERVICE AGREEMENTS

In accordance with HSE HS (9) it is recommended that all lifting equipment supplied must have a minimum of one service per annum

##### Pallet Trucks

One service visit per annum & a PEWER inspection  
Price: **£40.00** per truck & per annum (any parts are extra)

##### Weigh Scale Pallet Trucks

One service visit per annum, a PEWER inspection & calibration  
Price: **£96.00** per truck & per annum (any parts are extra)

##### High Lift Pallet Trucks

One service visit per annum, a PEWER inspection & calibration  
Price: **£120.00** per truck & per annum (any parts are extra)

##### Powered (Semi & Fully) Pallet Trucks

One service visit per annum, a PEWER inspection & calibration  
Price: **£165.00** per truck & per annum (any parts are extra)

PLEASE NOTE: In order for us to offer a 2 year guarantee your Pallet Truck must be serviced within the above agreement

**FULL NATIONWIDE COVERAGE OF UK MAINLAND**



## PALLET TRUCKS

**VULCAN® LOW PROFILE PALLET TRUCKS**

- Conform to EN 1757-2
- Fork width: 160mm
- Raised height of forks: 165mm
- Lowered height of forks: 55mm
- Ergonomically designed handle with a 3 position control lever
- 180mm red polyurethane steering wheels & 50mm tandem front rollers

**VULCAN®**FROM ONLY  
**£590.65**

Code	Fork Length	Width over Forks	Pallet Type	Each
LPPT1054	1000mm	540mm	Euro & GKN/CHEP/UK	<b>£590.65</b>
LPPT1068	1000mm	680mm	Euro & GKN/CHEP/UK	<b>£628.20</b>
LPPT1554	1150mm	540mm	GKN/CHEP/UK	<b>£590.65</b>
LPPT1568	1150mm	680mm	GKN/CHEP/UK	<b>£628.20</b>

**VULCAN® PRINTERS PALLET TRUCKS**

- Conform to EN 1757-2
- Fork width: 160mm
- Raised height of forks: 165mm
- Lowered height of forks: 85mm
- Ergonomically designed handle with a 3 position control lever
- 200mm nylon steering wheels & 85mm nylon front rollers

**VULCAN®**FROM ONLY  
**£465.05**

Code	Fork Length	Width over Forks	Pallet Type	Each
GN0645	600mm	450mm	Printers	<b>£465.05</b>
GN0845	800mm	450mm	Printers	<b>£465.05</b>
GN1045	1000mm	450mm	Printers	<b>£465.05</b>

**VULCAN® BRAKED PALLET TRUCKS**

- Conform to EN 1757-2
- Fork width: 160mm
- Raised height of forks: 200mm
- Lowered height of forks: 85mm
- Complete with entry & exit rollers
- Progressive braking system & parking brake facility. With the braking device, the walking speed can be controlled by hand. When you pull the brake lever in an upwards direction, the brake works. You can use the brake no matter if the truck is moving or not
- 200mm nylon steering wheels & 80mm nylon tandem front rollers

FROM ONLY  
**£645.05****VULCAN®**

Code	Fork Length	Width over Forks	Pallet Type	Each
GN550BPT	1000mm	550mm	Euro & GKN/CHEP/UK	<b>£645.05</b>
GN685BPT	1000mm	685mm	GKN/CHEP/UK	<b>£645.05</b>

**VULCAN® QUICK LIFT PALLET TRUCKS**

- Conform to EN 1757-2
- Fork width: 160mm
- Raised height of forks: 200mm
- Lowered height of forks: 85mm
- Ergonomically designed handle with a 3 position control lever
- Quick lift pump action speeds up pallet movement in busy work places like parcel/pallet distribution & couriers etc (quick lift function up to 300kg weight)
- 200mm polyurethane steering wheels & 85mm nylon tandem front rollers

**VULCAN®**FROM ONLY  
**£420.00**

Code	Fork Length	Width over Forks	Pallet Type	Each
QLPT1554	1150mm	540mm	Euro & GKN/CHEP/UK	<b>£420.00</b>
QLPT1568	1150mm	685mm	GKN/CHEP/UK	<b>£436.70</b>

**VULCAN® HEAVY DUTY PALLET TRUCKS**

- Conform to EN 1757-2
- Fork width: 160mm
- Raised height of forks: 200mm
- Lowered height of forks: 85mm
- Ergonomically designed handle with a 3 position control lever
- 200mm nylon steering wheels & 85mm nylon tandem front rollers

**VULCAN®**FROM ONLY  
**£558.35**

Code	Fork Length	Width over Forks	Pallet Type	Each
HDPT301554	1150mm	540mm	Euro & GKN/CHEP/UK	<b>£558.35</b>
HDPT301568	1150mm	680mm	GKN/CHEP/UK	<b>£583.40</b>

**VULCAN® EXTRA HEAVY DUTY PALLET TRUCK**

- Conform to EN 1757-2
- Fork width: 160mm
- Raised height of forks: 200mm
- Lowered height of forks: 85mm
- Ergonomically designed handle with a 3 position control lever
- 200mm nylon steering wheels & 85mm nylon tandem front rollers

**VULCAN®**ONLY  
**£1463.40**

Code	Fork Length	Width over Forks	Pallet Type	Each
HDPT501558	1150mm	580mm	Euro & GKN/CHEP/UK	<b>£1463.40</b>



**VULCAN® LONG FORK PALLET TRUCKS**

- Conform to EN 1757-2
- Fork width: 160mm
- Raised height of forks: 200mm
- Lowered height of forks: 85mm
- Ergonomically designed handle with a 3 position control lever
- 200mm nylon steering wheels & 85mm nylon tandem front rollers

FROM ONLY  
**£553.35****VULCAN®**

Code	Fork Length	Width over Forks	Pallet Type	Each
GN1554	1500mm	540mm	Euro & GKN/CHEP/UK	<b>£553.35</b>
GN1568	1500mm	685mm	GKN/CHEP/UK	<b>£580.05</b>
GN1854	1800mm	540mm	Euro & GKN/CHEP/UK	<b>£580.05</b>
GN1868	1800mm	685mm	GKN/CHEP/UK	<b>£608.40</b>
GN2054	2000mm	540mm	Euro & GKN/CHEP/UK	<b>£608.40</b>
GN2068	2000mm	685mm	GKN/CHEP/UK	<b>£633.40</b>

**CAN BE USED WITH**GKN/CHEP/UK  
1000 x 1200mm Closed  
PalletsEuro  
800 x 1200mm  
Open Pallets**VULCAN® WEIGH SCALE PALLET TRUCK**

- Conform to EN 1757-2
- Fork width: 182mm
- Raised height of forks: 200mm
- Ergonomically designed handle with a 3 position control lever
- Accuracy (+/- 0.5% and in 2kg increments)
- Electronic lifting height indication in display
- Highly reliable - all components are compact, designed for mobile use & low power usage
- Water & dust proof to IP65. IP65 allows the pallet truck to be used outside or on lorries & can be cleaned with water (normal pressure). The load cells in the forks have an even protection level
- Power supply - built in rechargeable batteries give up to 70 hours use from one charge
- 200mm polyurethane steering wheels & 74mm nylon tandem front rollers

ONLY  
**£811.75****VULCAN®**

Weigh Scale Display



Code	Fork Length	Width over Forks	Pallet Type	Each
WPT57H	1150mm	545mm	Euro & GKN/CHEP/UK	<b>£811.75</b>

**VULCAN® ELECTRIC HIGH LIFT PALLET TRUCKS**

- Conform to EN 1757-2
- Fork width: 160mm
- Raised height of forks: 800mm
- Lowered height of forks: 85mm
- Lifting motor is 008kw and the battery & charger are included (battery is 12v/60Ah)
- Stabilising bars automatically come into operation to prevent the unit moving
- Automatically slow descending speed to prevent damage of your goods
- 180mm nylon steering wheels & 74mm front rollers

**VULCAN®**FROM ONLY  
**£1723.40****VULCAN®**FROM ONLY  
**£693.80****CAN BE USED WITH**Euro  
800 x 1200mm  
Open Pallets

Code	Fork Length	Width over Forks	Pallet Type	Each
HLPT1755	1170mm	540mm	Euro	<b>£693.80</b>
HLPT1768	1170mm	685mm	Euro	<b>£693.80</b>

**INFORMATION**Manual & electric lift/lower  
for precise positioning

Code	Fork Length	Width over Forks	Pallet Type	Each
PHL54H	1170mm	540mm	Euro	<b>£1723.40</b>
PHL68H	1170mm	685mm	Euro	<b>£1843.40</b>

LIFTING  
EQUIPMENT

## PALLET TRUCKS

**VULCAN® SEMI POWERED PALLET TRUCKS**

- Conform to EN 1757-1
- Fork width: 54mm
- Raised height of forks: 205mm
- Lowered height of forks: 85mm
- Modern, compact & light design makes this unit suitable for application in a variety of warehouses, supermarkets & even on large lorries
- Brand new Lithium maintenance-free, pollution free battery that is slower discharging & requires significantly shorter time to recharge
- 400W motor driven without the need for pushing or pulling.
- Maximum driving speed of 4.8 km/h
- CURTIS controller unit with a nonpolar speed controller
- Incorporates stabilising wheels either side of the drive wheel arrangement
- 50mm polyurethane steering wheels & 80 x 60mm polyurethane tandem rollers
- Power supply: 24V/30A. Complete with 13amp single phase 3 pin charging plug
- 8 hours average runtime and 3 hours runtime for continuous use
- Spare battery available - call for details
- Can be used as a normal Pallet Truck by disengaging the brake lever

**VULCAN®**ONLY  
**£1408.<sup>40</sup>****INFORMATION**

Fast charge of only 3.5 hours



Battery Life Indicator

Removable Lithium Battery



Code	Fork Length	Width over Forks	Pallet Type	Each
SPPT40	1150mm	540mm	Euro & GKN/CHEP/UK	<b>£1408.40</b>

**VULCAN® FULLY POWERED PALLET TRUCKS WITH LITHIUM BATTERY**

- Conform to EN 1757-1
- Fork width: 48mm
- Raised height of forks: 115mm & lowered height of forks: 80mm
- Modern, compact & light design makes these units suitable for application in a variety of warehouses, supermarkets & even on large lorries
- Incredibly smooth travel & lift combined with multi-functional controls greatly help reduce product damage & increase productivity
- Open design of the truck makes battery removal & installation easier
- Electric lifting function saves operator effort; manual lowering function can adjust lowering speed through handle angle
- Auxiliary wheels on two sides increases truck stability
- CURTIS controller unit with a nonpolar speed controller

**VULCAN®**FROM ONLY  
**£1575.<sup>00</sup>**

Code	Load	Fork Length	Width over Forks	Pallet Type	Each
FPPT30	1200kg	1150mm	540mm	Euro & GKN/CHEP/UK	<b>£1575.00</b>
FPPT40	1500kg	1150mm	540mm	Euro & GKN/CHEP/UK	<b>£1641.70</b>



**VULCAN® SEMI POWERED PALLET TRUCKS**

- Conform to EN 1757-1
- Fork width: 167mm
- Raised height of forks: 205mm
- Lowered height of forks: 85mm
- 400W motor driven without the need for pushing or pulling. Maximum driving speed of 4.5 km/h
- CURTIS controller unit with a nonpolar speed controller
- Incorporates stabilising wheels either side of the drive wheel arrangement
- 250mm polyurethane steering wheels & 80 x 70mm polyurethane tandem rollers
- Power supply: 2 x 12/80Ah. Complete with 13amp single phase 3 pin charging plug

**VULCAN®**ONLY  
**£2233.<sup>35</sup>**

Code	Fork Length	Width over Forks	Pallet Type	Each
FPPT10	1150mm	540mm	Euro & GKN/CHP/UK	<b>£2233.35</b>

**VULCAN® SEMI POWERED PALLET TRUCKS**

- Conform to EN 1757-1
- Fork width: 160mm
- Raised height of forks: 200mm
- Lowered height of forks: 85mm
- Approved acceleration enhances efficient pallet entry & exit. Nonpolar control is programmable for specific tasks or operator skill levels
- High quality hydraulic pump ensures little noise & maximum durability
- Drive unit incorporates an electro magnetic brake that is spring applied & electrically released. The brake is activated by the control handle
- Ergonomically designed control handle
- Mobile on 252mm steering wheels & 84mm tandem rollers
- 3000kg option available - please call for details

**VULCAN®**ONLY  
**£5560.<sup>05</sup>**

Code	Fork Length	Width over Forks	Pallet Type	Each
FPPT20	1150mm	540mm	Euro & GKN/CHP/UK	<b>£5560.05</b>
FPPTLSA		Optional Driver Platform & Side Protection Bars		<b>£725.05</b>

## PALLET TRUCKS

## VULCAN® GALVANISED PALLET TRUCKS

- Conform to EN 1757-2
- Raised height of forks: 200mm
- Lowered height of forks: 85mm
- Ergonomically designed handle with a 3 position control lever
- 200mm nylon steering wheels & 80mm tandem front rollers
- Corrosion resistant - ideal for wet & damp conditions

VULCAN®

FROM ONLY  
£696.<sup>95</sup>

## VULCAN® ST. STEEL PALLET TRUCKS

- Conform to EN 1757-2
- Raised height of forks: 200mm
- Lowered height of forks: 85mm
- Ergonomically designed handle with a 3 position control lever
- 200mm nylon steering wheels & 85mm nylon tandem front rollers
- Grade 304 stainless chassis & pump unit - suitable for food & pharmaceutical use

VULCAN®

FROM ONLY  
£2615.<sup>70</sup>

Code	Fork Length	Width over Forks	Pallet Type	Each
GAPT1154	1150mm	540mm	Euro & GKN/CHEP/UK	£696. <sup>95</sup>
GAPT1168	1150mm	680mm	GKN/CHEP/UK	£728. <sup>05</sup>



Code	Fork Length	Width over Forks	Pallet Type	Each
SSPT1554	1150mm	540mm	Euro & GKN/CHEP/UK	£2615. <sup>70</sup>
SSPT1568	1220mm	685mm	GKN/CHEP/UK	£2671. <sup>90</sup>

## ROUGH TERRAIN PALLET TRUCKS


- Conform to EN 1757-2
- Lowered height of forks: 50mm
- Adjustable forks (up to 580mm wide) adapt to a max. pallet width of 1200mm
- Ideal for rough terrain outdoor applications - mobile on pneumatic wheels
- Hydraulic lifting system with integrated hand pump
- 2000kg & a 1200kg electric version available - call for details

FROM ONLY  
£1261.<sup>70</sup>

## VULCAN® REEL HANDLING PALLET TRUCKS

- Conform to EN 1757-2
- Designed to carry horizontal loads such as rolls, reels & cable drums etc
- Strong & robust chassis which is reinforced at the 'A' frame & the legs are strengthened along their length
- Hydraulic pump with a slow lowering hand control valve & ergonomically designed handle with a 3 position control lever
- 200mm steering wheels & 85mm tandem front rollers

VULCAN®

FROM ONLY  
£708.<sup>40</sup>

Code	Fork Length	Size W x L x H mm	Each
GZR11N	890mm	1640 x 1413 x 800	£1261. <sup>70</sup>



Code	Fork Length	Width over Forks	Each
RHPT0500	1000mm	760mm	£708. <sup>40</sup>
RHPT0700	1000mm	850mm	£726. <sup>75</sup>
RHPT1000	1000mm	1000mm	£761. <sup>70</sup>
RHPT1500	1000mm	1150mm	£816. <sup>70</sup>

## LARGE LOAD MOVERS

- Load is raised & can be easily moved around in any direction, even in the tightest of areas
- Incorporates a 5M securing strap to secure loads to the units



LLM06M



LLM18H

FROM ONLY  
£643.<sup>55</sup>

Code	Cap.	Lift	Max Lift	Toe Size mm	Wheels	Each
LLM06M	600kg	Manual	300mm	120 x 225	125mm	£643. <sup>55</sup>
LLM18H	1800kg	Hydraulic	250mm	60 x 600	150mm	£1047. <sup>40</sup>



## WINCH &amp; HYDRAULIC SCISSOR LIFT TABLES

- Conform to EN 1757-4
- Elevated by either a hand operated winch mechanism or pump action foot pedal which is lowered by a hand operated release trigger
- Mobile on 2 fixed & 2 swivel braked castors with wheel guards

FROM ONLY  
**£314.70**



## Winch Operated Scissor Lift Tables - Single Scissor

Code	Load	Platform Size	Lowered Height	Max Lift Height	Each
WLT30Y	300kg	950 x 600mm	440mm	1000mm	<b>£396.05</b>
WLT50Y	500kg	950 x 600mm	550mm	1000mm	<b>£546.00</b>

## Hydraulic Operated Scissor Lift Tables - Single Scissor

Code	Load	Platform Size	Lowered Height	Max Lift Height	Each
MLT515Y	150kg	700 x 450mm	255mm	720mm	<b>£314.70</b>
MLT530Y	300kg	850 x 500mm	280mm	880mm	<b>£396.05</b>
MLT550Y	500kg	850 x 500mm	280mm	880mm	<b>£502.55</b>

## Hydraulic Operated Scissor Lift Tables - Double Scissor

Code	Load	Platform Size	Lowered Height	Max Lift Height	Each
MLTD35Y	350kg	910 x 500mm	350mm	1300mm	<b>£578.65</b>
MLTD50Y	500kg	910 x 500mm	360mm	1500mm	<b>£607.55</b>
MLTD80Y	800kg	1200 x 610mm	450mm	1500mm	<b>£746.30</b>
MLTD100Y	1000kg	1200 x 610mm	500mm	1700mm	<b>£930.05</b>

PLEASE NOTE: In order for us to offer a 2 year guarantee your Scissor Lift Table must be serviced with the agreement shown on page 159

## PREMIUM SCISSOR LIFT TABLES

- Comply to EN 1570:2011
- Elevated by a pump action foot pedal which is lowered by a hand operated release trigger
- Mobile on 2 fixed & 2 swivel braked castors with wheel guards
- SL150Y incorporates a folding handle

FROM ONLY  
**£387.25**



## INFORMATION

Find your perfect working position with easy adjustment

## SCISSOR LIFT TABLE SERVICE AGREEMENT

In accordance with HSE HS (9) it is recommended that all lifting equipment supplied must have a minimum of one service per annum

## Scissor Lift Tables

One service visit per annum & a LOLER inspection Price: **£120.00** per truck & per annum (any parts are extra)

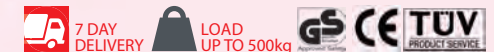
**FULL NATIONWIDE COVERAGE OF UK MAINLAND**

## Premium Scissor Lift Tables - Single Scissor

Code	Load	Platform Size	Lowered Height	Max Lift Height	Each 1+	Each 2+
SL150Y	150kg	700 x 450mm	225mm	740mm	<b>£412.25</b>	<b>£387.25</b>
SL300Y	300kg	850 x 500mm	340mm	900mm	<b>£528.80</b>	<b>£499.95</b>
SL500Y	500kg	850 x 500mm	340mm	900mm	<b>£565.25</b>	<b>£534.95</b>

## Premium Scissor Lift Table - Double Scissor

Code	Load	Platform Size	Lowered Height	Max Lift Height	Each 1+	Each 2+
SLD35Y	350kg	910 x 500mm	348mm	1300mm	<b>£658.30</b>	<b>£625.25</b>



## STACKERS

**VULCAN® SEMI ELECTRIC STACKERS**

- Conform to EN 1757-1
- Effortless manual push & pull movement
- Easy control powered lifting
- Steering & pulling handle
- Mobile on 180mm steering wheels with foot guards & 74mm tandem rollers
- 12v/150Ah battery with a built-in charger

**VULCAN®**

FROM ONLY  
**£2461.<sup>70</sup>**

**Semi Electric Stackers**

Code	Load	Lifting Height	Fork Length	Width over Forks	Size H x L mm	Each
SESCT10	1000kg	1600mm	1100mm	570mm	1980 x 1720	<b>£2461.70</b>
SESCT15	1000kg	2500mm	1100mm	570mm	3070 x 1720	<b>£2758.35</b>
SESCT20	1000kg	3000mm	1100mm	570mm	3570 x 1720	<b>£2936.70</b>
SESCT25	1500kg	3300mm	1100mm	570mm	4020 x 1720	<b>£3423.40</b>

**Semi Electric Straddle Stackers**

Code	Load	Lifting Height	Fork Length	Width over Forks	Size H x L mm	Each
PSS16E	1000kg	1600mm	915mm	220 to 850mm	2020 x 1550	<b>£2880.05</b>
PSS20E	1000kg	2000mm	915mm	220 to 850mm	2020 x 1550	<b>£3040.05</b>
PSS30E	1000kg	2500mm	1150mm	220 to 850mm	1854 x 1800	<b>£3093.40</b>
PSS35E	1000kg	3000mm	1150mm	220 to 850mm	2104 x 1800	<b>£3266.75</b>

N.B. Appropriate facilities will be required to unload these units on delivery



**HYDRAULIC STACKERS**

- Conform to EN ISO3691-5:2009 based on directive 2006/42/EC
- Elevated and lowered by a pump action lever, just like a pallet truck
- Mobile on 2 swivel 180mm nylon castors & 80mm tandem front rollers



ST119Y

**STACKER SERVICE AGREEMENT**

In accordance with HSE HS (9) it is recommended that all lifting equipment supplied must have a minimum of one service per annum

**Hydraulic Stacker**

One service visit per annum & a LOLER inspection  
Price: **£185.00** per truck & per annum (any parts are extra)

**FULL NATIONWIDE COVERAGE OF UK MAINLAND**

**Hydraulic Stackers - Fixed Forks**

Code	Load	Lifting Height	Fork Length	Width over Forks	Load Centre	Size H x W x L mm	Each
ST116Y	500kg	1600mm	1150mm	550mm	600mm	2080 x 755 x 1705	<b>£1095.55</b>
ST104Y	1000kg	1000mm	1150mm	550mm	600mm	1790 x 755 x 1655	<b>£1095.60</b>
ST102Y	1000kg	1600mm	1150mm	550mm	600mm	2080 x 755 x 1655	<b>£1285.15</b>
ST105Y	1000kg	2500mm	1150mm	550mm	600mm	2925 x 860 x 1705	<b>£1691.15</b>
ST103Y	1500kg	1600mm	1150mm	550mm	400mm	2080 x 755 x 1705	<b>£1617.00</b>

**Hydraulic Stackers - Adjustable Forks**

Code	Load	Lifting Height	Fork Length	Width over Forks	Load Centre	Size H x W x L mm	Each
ST117Y	500kg	1600mm	1060mm	up to 745mm	500mm	2010 x 805 x 1640	<b>£1062.85</b>
ST101Y	1000kg	1600mm	1060mm	up to 950mm	500mm	2165 x 1000 x 1380	<b>£1375.00</b>
ST118Y	1000kg	2500mm	1060mm	up to 700mm	500mm	2928 x 750 x 1640	<b>£1812.45</b>

**Hydraulic Stackers - Straddle Forks**

Code	Load	Lifting Height	Fork Length	Width over Forks	Load Centre	Size H x W x L mm	Each
ST119Y	1000kg	1600mm	1060mm	up to 950mm	500mm	2155 x 1450 x 1560	<b>£1701.45</b>

**N.B. Appropriate facilities will be required to unload these units on delivery**


FROM ONLY  
**£1062.85**



ST101Y

LIFTING  
EQUIPMENT

## PALLET LOADING

**PALLET LEVEL LOADER**

- Heavy duty springs allows the platform to move heavy loads easily, keeping the load at a comfortable working height
- Helps reduce injuries associated with loading pallets at the floor level & will also improve productivity
- Maximum lift height: 1000mm
- Galvanised version available - call for details

**INFORMATION**

Load a pallet ergonomically  
- without bending or stretching

ONLY  
**£1630.<sup>05</sup>**

10 DAY  
DELIVERY

1500kg

Code	Size W x D mm	Each
PLL1211	1220 x 1110	<b>£1630.05</b>

**PALLET LEVEL LOADER**

- Heavy duty springs allows the platform to move heavy loads easily, keeping the load at a comfortable working height
- Helps reduce injuries associated with loading pallets at the floor level & will also improve productivity
- Maximum lift height: 1000mm
- Galvanised version available - call for details

**INFORMATION**

Load a pallet ergonomically  
- without bending or stretching

ONLY  
**£2260.<sup>05</sup>**



Code	Size W x D mm	Each
PLL1312	1220 x 1110	<b>£2260.05</b>

**PalletRing**

- Strong, lightweight & simple to use
- Free-rotating which does not tighten or bind under load
- Ring height: 60mm
- Ring inner diameter: 960mm



ONLY  
**£370.<sup>05</sup>**

Code	Size W x D mm	Each
PLR1016	1016 x 1016	<b>£370.05</b>

10 DAY  
DELIVERY

1500kg

**PalletDisc**

- Free-rotating ramped edge for easy pallet truck loading
- Lock prevents accidental rotation
- Turntable height: 22mm



ONLY  
**£1216.<sup>70</sup>**

Code	Size W x D mm	Each
PLD1100	1100 x 1100	<b>£1216.70</b>

10 DAY  
DELIVERY

1500kg



**VULCAN® FULLY POWERED STACKERS**

- Conform to EN 1757-1
- Turning radius: 1485mm
- Battery voltage: 2 x 12/85 V/Ah powerful maintenance free batteries (large 12/106 V/ah are available - call for details)
- Built in charger with battery discharge indicator, with automatic lift cut off function, ensure high battery lifetime
- Fully powered stacker, with duplex mast lifting, that provide smooth travel & lift with easy to operate controls
- High quality hydraulic pump ensures very little noise, maximum efficiency, durability & shortens the lifting time
- Four wheel supporting design at the driving end, with offset tiller for perfect view, allows stable & safe operation when the truck is used for high position stacking
- Compact & ergonomic design improves operator performance

**VULCAN®**FROM ONLY  
**£3356.<sup>95</sup>****VULCAN® FULLY POWERED COUNTERBALANCE STACKERS**

- Conform to EN 1757-1
- Duplex mast allows good sight through the mast uprights
- Short wheel base, compact & low noise
- Adjustable fork spread to handle all pallet types
- Uses latest AC control technology for superior control & battery life
- External battery charger means that the truck can be charged from any convenient UK 3-pin socket
- Heavy duty traction battery for 8 to 9 hours continuous work
- Smooth step less drive controls
- Power steering & full free lift
- Can pick up closed board pallets, standard UK pallets & Euro pallets
- Lowered fork height: 80mm

**VULCAN®**FROM ONLY  
**£9527.<sup>85</sup>**

Code	Load	Lifting Height	Fork Length	Width over Forks	Each
CBS0614	600kg	1400mm	1070mm	200 / 690mm	<b>£9527.85</b>
CBS0630	600kg	3000mm	1070mm	200 / 690mm	<b>£9910.50</b>
CBS1214	1200kg	1400mm	1070mm	200 / 690mm	<b>£11,196.95</b>
CBS1230	1200kg	3000mm	1070mm	200 / 690mm	<b>£11,487.80</b>
CBS1614	1600kg	1400mm	1070mm	200 / 690mm	<b>£12,211.15</b>
CBS1637	1600kg	3700mm	1070mm	200 / 690mm	<b>£13,642.25</b>



Code	Load	Lifting Height	Fork Length	Width over Forks	Each
FPSCC1016	1000kg	1600mm	1150mm	570mm	<b>£3356.95</b>
FPSCC1020	1000kg	2000mm	1150mm	570mm	<b>£3554.50</b>
FPSCC1030	1000kg	3000mm	1150mm	570mm	<b>£3694.50</b>
FPSCC1033	1000kg	3300mm	1150mm	570mm	<b>£4506.50</b>

N.B. Appropriate facilities will be required to unload these units on delivery

## HANDY STEPS

### PLASTIC STEP STOOL

- Manufactured from high quality plastic
- Lightweight yet durable 2 step unit
- Large anti-slip platform & feet

ONLY  
**£31.45**



Code	Size H x W x D mm	Each
HE400Z	400 x 510 x 470	<b>£31.45</b>

### FOLDING ALUMINIUM HANDY STEPS

- **Certified to EN 14183**
- Strong & sturdy folding aluminium steps
- Large (405W x 242D mm) durable platform for safe & comfortable standing

FROM ONLY  
**£52.25**



FS369Z



FS253Z



Code	No of Treads	Size H x W x D mm	Folded Size H x W x D mm	Each
FS253Z	2	450 x 450 x 530	503 x 450 x 230	<b>£52.25</b>
FS369Z	3	667 x 480 x 690	735 x 480 x 230	<b>£66.25</b>

### STEEL STEP-UPS

- These nestable steps are constructed from tubular steel & come complete with grooved plastic feet
- Platform size: 380W x 260D mm
- Ribbed rubber mat platforms

FROM ONLY  
**£30.40**



HJS01Z



HJS02Z



Code	No of Treads	Size H x W x D mm	Each
HJS01Z	1	255 x 440 x 385	<b>£30.40</b>
HJS02Z	2	375 x 445 x 555	<b>£37.65</b>

### PLASTIC STEP-UP

- This versatile, nestable step is manufactured from injection moulded plastic complete with non-slip feet
- Platform size: 425W x 280D mm

FROM ONLY  
**£33.55**



HS501Z

4 x HS501Z



Code	Size H x W x D mm	Each 1+	Each 2+
HS501Z	240 x 480 x 330	<b>£39.70</b>	<b>£33.55</b>



**KCIK STEPS**

- Mounted on 3 sprung loaded polypropylene castors which retract when weight is applied
- Snap-lock for quick assembly

**INFORMATION**

Safe and durable kick steps -  
Ideal for those hard to reach areas



FROM ONLY  
**£38.60**

**Plastic Kick Steps**

Colours available:

3 DAY  
DELIVERY

150kg



Code	Size H x W x D mm	Each 1+	Each 2+
GA008Z	450 x 440 x 440	£41.90	£38.60

**Steel Kick Steps**

Colours available:



Code	Size H x W x D mm	Each 1+	Each 2+
GA009Z	435 x 435 x 435	£47.10	£41.95

## FOLDING STEPS

**FOLDING STEPS WITH SOFT GRIP HANDLE**

- Tubular steel construction, fitted with non-slip treads, non-slip feet & soft grip foam handle
- Tread size: 380W x 260Dmm

**Information**  
Soft grip handle for your comfort

**FROM ONLY £47.20**

**3 DAY DELIVERY**

Code	No of Treads	Platform Height	Size H x W x D mm	Folded Size H x W x D mm	Each
GS402Z	2	480mm	820 x 450 x 520	1065 x 450 x 90	<b>£47.20</b>
GS403Z	3	725mm	1180 x 460 x 670	1310 x 460 x 90	<b>£60.85</b>
GS404Z	4	980mm	1435 x 500 x 850	1580 x 500 x 90	<b>£79.20</b>

**FOLDING STEPS WITH HIGH BACK**

- Certified to EN 14183
- High safety rail, non-slip treads & feet
- Tread size: 380W x 260Dmm

**Information**  
High back safety rail gives increased safety when in use

**FROM ONLY £49.30**

**3 DAY DELIVERY** **CERTIFIED TO EN 14183**

Code	No of Treads	Platform Height	Size H x W x D mm	Folded Size H x W x D mm	Each
FJS62Z	2	470mm	1070 x 520 x 540	1080 x 520 x 220	<b>£49.30</b>
FJS63Z	3	705mm	1305 x 520 x 655	1310 x 520 x 150	<b>£53.85</b>
FJS64Z	4	960mm	1560 x 520 x 810	1600 x 520 x 140	<b>£67.65</b>

## FOLDING STEPS

- Conforms to EN 14183
- Tubular steel construction, non-slip treads & plastic feet
- Tread size: 300W x 200Dmm

**FROM ONLY £60.20**

**3 DAY DELIVERY**

Code	No of Treads	Platform Height	Size H x W x D mm	Folded Size H x W x D mm	Each
FS202Z	2	470mm	810 x 410 x 540	900 x 410 x 70	<b>£60.20</b>
FS203Z	3	710mm	1050 x 410 x 670	1180 x 410 x 70	<b>£83.95</b>
FS204Z	4	940mm	1300 x 410 x 810	1440 x 410 x 70	<b>£94.45</b>

**CHROME PLATED FOLDING STEPS**

- Certified to EN 14183
- High safety rail, non-slip treads & feet
- Tread size: 380W x 260Dmm

**FROM ONLY £71.25**

**3 DAY DELIVERY** **CERTIFIED TO EN 14183**

Code	No of Treads	Platform Height	Size H x W x D mm	Folded Size H x W x D mm	Each
FCI02Z	2	470mm	1070 x 480 x 470	960 x 480 x 100	<b>£71.25</b>
FCI03Z	3	700mm	1340 x 540 x 630	1410 x 540 x 110	<b>£93.45</b>



**STEP-A-TRUCKS**

- Certified to EN 14183
- Versatile - neat & compact
- Large toe plate & wide step treads
- Step mode: capacity of 150kg and a tread size of 375W x 210Dmm
- Sack Truck mode: capacity of 60kg and a size of 990H x 480W x 490Dmm (FMS82Y) and 1265H x 490W x 450Dmm (FMS83Y). Toe plate is 390W x 280Dmm and is mobile on 100mm wheels
- Multi purpose, simple & easy to convert from step to sack truck

FROM ONLY  
**£104.<sup>95</sup>**



FMS82Y



FMS83Y



Code	No of Treads	Platform Height	Size H x W x D mm	Folded Size H x W x D mm	Each
FMS82Y	2	490mm	920 x 470 x 530	990 x 460 x 70	<b>£104.95</b>
FMS83Y	3	750mm	1109 x 470 x 735	1265 x 470 x 90	<b>£122.65</b>

**CLIMB-IT® SLIM FOLDING STEPS**

- Certified to EN 14183
- Compact storage, ideal for storing in small gaps
- Aluminium construction, with non-slip feet
- Distance between the top platform & handrail is 600mm providing safety when in use
- Deep treads give increased safety & stability
- Large platform size: W330 x D260mm

**Climb-It®**

**INFORMATION**

Only 55mm when folded  
- ideal for storing in small gaps

Only 55mm  
when folded

FROM ONLY  
**£70.<sup>30</sup>**



FS192Z Folded



FS192Z

Code	No of Treads	Platform Height	Size H x W x D mm	Folded Size H x W x D mm	Each
FS192Z	2	450mm	1050 x 475 x 565	1160 x 475 x 55	<b>£70.30</b>
FS193Z	3	680mm	1280 x 475 x 745	1410 x 475 x 55	<b>£85.40</b>
FS194Z	4	910mm	1510 x 475 x 915	1660 x 475 x 55	<b>£98.90</b>



## FOLDING STEPS

## ALUMINIUM FOLDING STEPS

- Certified to EN 131 Professional
- Strong, lightweight & robust aluminium platform range
- Distance between the platform & top handrail is 600mm providing safety at high levels
- Tread depth: 80mm

FROM ONLY  
**£61.<sup>55</sup>**



Rubber feet provides slip resistance & floor protection



Fitted with high tensile straps



Slim design which is ideal for storage & transport

ALR06Z



3 DAY  
DELIVERY



CERTIFIED  
TO EN 131  
PROFESSIONAL

Code	No of Treads	Platform Height	Size H x W x D mm	Folded Height mm	Each
ALR03Z	3	610mm	1220 x 427 x 657	1250	<b>£61.55</b>
ALR04Z	4	830mm	1440 x 452 x 811	1490	<b>£69.05</b>
ALR05Z	5	1050mm	1660 x 476 x 967	1730	<b>£74.20</b>
ALR06Z	6	1270mm	1860 x 500 x 1127	1970	<b>£85.65</b>
ALR08Z	8	1705mm	2315 x 555 x 1437	2450	<b>£109.00</b>


## DOUBLE DECKER ALUMINIUM FOLDING STEPS

- Certified to EN 131 Professional
- Integral toolholder, bucket hook & screwtray
- A quality professional aluminium stepladder, light enough to facilitate easy movement & transportation
- The aluminium platform features a red safety strip - indicator for maximum recommended step height & protective edge to prevent cuts & grazes
- Patented large double step underneath the platform for safe & comfortable standing
- The unit comes complete with heavy-duty sturdy rubber anti-slip feet to make this a superior, professional, stepladder

FROM ONLY  
**£97.<sup>45</sup>**



Unique double step & rubber platform strip for extra comfort



Tool Tray & Bucket Hook

ALT-502105



7 DAY  
DELIVERY



CERTIFIED  
TO EN 131  
PROFESSIONAL



5 YEAR  
GUARANTEE

Code	No of Treads	Platform Height	Size H x W x D mm	Folded Height mm	Each
ALT-502103	3	616mm	1244 x 470 x 723	1426	<b>£97.45</b>
ALT-502104	4	828mm	1461 x 496 x 869	1656	<b>£106.50</b>
ALT-502105	5	1041mm	1677 x 525 x 1016	1887	<b>£118.60</b>
ALT-502106	6	1253mm	1893 x 552 x 1163	2117	<b>£130.40</b>
ALT-502107	7	1465mm	2110 x 580 x 1309	2348	<b>£147.00</b>
ALT-502108	8	1677mm	2326 x 607 x 1456	2529	<b>£161.35</b>



**TELESCOPIC LADDER WITH STABILISER BAR**

- **Certified to EN 131**
- To open the unit lift from any step dependent on the height you are trying to achieve. The step can be adjusted all in one go or step by step to suit your requirements
- Folds quickly & easily for compact storage
- Controlled retraction to guard against trapped fingers
- One time release locking mechanism
- Manufactured in strong aluminium
- For safe use, do not stand on or above the red rung



FROM ONLY  
**£209.95**



CERTIFIED  
TO EN 131

Code	No of Treads	Extended Height	Closed Height	Each
GXF18Z	13	3910mm	930mm	<b>£209.95</b>

**EASY SLOPE ALUMINIUM FOLDING LEADER STEPS**

- **Certified to EN 14183**
- Aluminium folding steps are ideal for use in offices, storerooms, warehouses etc.
- Large aluminium serrated treads (360W x 205Dmm) & high handrail offer increased safety during use
- Tilt & pull wheels for easy movement without lifting
- Easy slope incline

**INFORMATION**

Robust and sturdy with an easy slope for comfortable use

FROM ONLY  
**£136.45**

Code	No of Treads	Platform Height	Size H x W x D mm	Folded Size H x W x D mm	Each
AFGS2Z	2	440mm	850 x 520 x 545	790 x 520 x 120	<b>£136.45</b>
AFGS3Z	3	660mm	1240 x 550 x 830	1060 x 550 x 120	<b>£163.70</b>
AFGS4Z	4	880mm	1440 x 580 x 1110	1360 x 580 x 120	<b>£185.30</b>



CERTIFIED  
TO EN 14183

ACCESS  
EQUIPMENT

## FOLDING STEPS



## PROFESSIONAL ALUMINIUM FOLDING STEPS

- Certified to EN 131 Professional
- Large working platform - 275W x 400Dmm
- Deep non-slip aluminium treads
- These units have an extra large standing platform, twin handrails, handy work tray & high support rail
- Distance from platform to top hand rail: 750mm



Code	No of Treads	Platform Height	Size H x W x D mm	Folded Height mm	Each
AFA03Z	3	580mm	1330 x 445 x 805	1420	<b>£98.05</b>
AFA04Z	4	800mm	1550 x 465 x 955	1660	<b>£119.10</b>
AFA05Z	5	1020mm	1775 x 490 x 1110	1900	<b>£134.55</b>
AFA06Z	6	1250mm	2000 x 515 x 1260	2140	<b>£150.70</b>
AFA07Z	7	1470mm	2225 x 535 x 1415	2380	<b>£167.55</b>

## CLIMB-IT® ALUMINIUM WAREHOUSE STEPS

- Strong but lightweight aluminium & steel construction
- Permanently fixed bracing for improved strength & durability
- Handrails on both sides for stability whilst climbing
- Deep 80mm serrated non-slip treads with ridge reinforcement & double riveting at each corner for maximum durability
- Large ribbed channel section stiles, box section back legs & reinforced bottom tread for improved resistance to heavy usage
- Hard wearing, non-slip feet for maximum grip on all floor surfaces
- Wheels at the back of the unit make this range of steps easy to manoeuvre



Code	No of Treads	Platform Height	Size H x W x D mm	Each
CWH04Z	4	1000mm	510 x 1000	<b>£213.15</b>
CWH05Z	5	1200mm	530 x 1100	<b>£230.70</b>
CWH06Z	6	1500mm	550 x 1200	<b>£248.30</b>
CWH08Z	8	2000mm	600 x 1400	<b>£284.95</b>
CWH10Z	10	2500mm	660 x 1700	<b>£341.75</b>
CWH12Z	12	3000mm	700 x 1900	<b>£387.55</b>



## ALUMINIUM WIDE STEPS

- 360° enclosed platform ensures safety at all times
- Folds flat with easy storage or transport
- Extra wide frame provides superior stability
- Integral wheels for easy manoeuvring into position
- Deep 80mm serrated non-slip treads with ridge reinforcement & double riveting for maximum durability
- Large ribbed channel section stiles, box section back legs & steel hinges provide strength & resistance to heavy wear & tear
- Hard wearing, non-slip feet for maximum grip on all floor surfaces
- Platform size: 380W x 630D mm

FROM ONLY  
**£280.15**



Code	No of Treads	Platform Height	Size H x D mm	Each
AWS02Z	2	500mm	1710 x 900	<b>£280.15</b>
AWS03Z	3	750mm	1980 x 1100	<b>£290.85</b>
AWS04Z	4	1000mm	2250 x 1300	<b>£306.95</b>
AWS06Z	6	1500mm	2790 x 1700	<b>£346.15</b>
AWS08Z	8	2000mm	3330 x 2100	<b>£391.85</b>

## VERA - PROFESSIONAL ALUMINIUM FOLDING STEPS

- Certified to EN 131 Professional
- Large platform size: 450 x 500mm
- Integral tool tray in the guardrail
- Welded ribbed aluminium, this quality folding warehouse stepladder is comfortable, sturdy & includes a large platform, which allows safe work at height
- Equipped with two reinforcing arms, which prevent sudden unwanted opening or closing & are used to move the ladder via two 125mm rubber wheels
- Subject to availability

FROM ONLY  
**£538.00**




Code	No of Treads	Platform Height	Size H x W x D mm	Folded Height mm	Each
SV-VERA-6	6	1400mm	2200 x 700 x 1640	2460	<b>£538.00</b>
SV-VERA-8	8	1900mm	2660 x 740 x 1970	2970	<b>£578.00</b>
SV-VERA-10	10	2300mm	3100 x 780 x 2340	3460	<b>£655.65</b>
SV-VERA-12	12	2800mm	3570 x 820 x 2700	3940	<b>£711.45</b>



**CLIMB-IT® ALUMINIUM SWINGBACK & PLATFORM STEPLADDERS**

- **Certified to EN 131 Professional**
- Meets all strength requirements of BS2037 Class 1
- Deep 80mm serrated non-slip treads with ridge reinforcement & double riveting for maximum durability & comfort
- Large ribbed channel section stiles, box section back legs, steel hinge & reinforced horns for improved resistance to heavy usage are no tapes or flimsy arms to break
- Hard wearing, non-slip feet for maximum grip on all floor surfaces
- Integral tool tray for convenient storage



**Aluminium Swingback  
Stepladders**  
CTS04Z



**Aluminium Platform  
Stepladders**  
CPS04Z

FROM ONLY  
**£81.<sup>10</sup>**

**Climb-It®**



**Aluminium Platform  
Stepladders**  
CPS05Z

ACCESS  
EQUIPMENT



CERTIFIED  
TO EN 131  
PROFESSIONAL



10 YEAR  
GUARANTEE

**Climb-It® Aluminium Swingback Stepladders**


No of Treads	Open Height mm	Open Depth mm	Without Handrails		With Handrails	
			Code	Each	Code	Each
3	-	-	-	-	-	-
4	1190	700	CTS04Z	<b>£81.10</b>	CTS14Z	<b>£112.65</b>
5	1440	1000	CTS05Z	<b>£90.55</b>	CTS15Z	<b>£120.60</b>
6	1680	1200	CTS06Z	<b>£97.25</b>	CTS16Z	<b>£127.60</b>
7	1930	1300	CTS07Z	<b>£106.40</b>	CTS17Z	<b>£135.95</b>
8	2170	1500	CTS08Z	<b>£116.25</b>	CTS18Z	<b>£155.80</b>
10	2660	1900	CTS10Z	<b>£135.80</b>	CTS20Z	<b>£172.95</b>
12	3150	2200	CTS12Z	<b>£155.85</b>	CTS22Z	<b>£193.00</b>

**Climb-It® Aluminium Platform Stepladders**

No of Treads	Platform Height mm	Open Depth mm	Without Handrails		With Handrails	
			Code	Each	Code	Each
3	600	740	CPS03Z	<b>£104.80</b>	CPS13Z	<b>£133.00</b>
4	900	930	CPS04Z	<b>£113.80</b>	CPS14Z	<b>£142.00</b>
5	1100	1120	CPS05Z	<b>£120.95</b>	CPS15Z	<b>£149.20</b>
6	1300	1310	CPS06Z	<b>£128.70</b>	CPS16Z	<b>£156.90</b>
7	1600	1500	CPS07Z	<b>£139.50</b>	CPS17Z	<b>£167.70</b>
8	1800	1690	CPS08Z	<b>£149.55</b>	CPS18Z	<b>£187.80</b>
10	2200	2070	CPS10Z	<b>£188.45</b>	CPS20Z	<b>£226.70</b>
12	2700	2450	CPS12Z	<b>£206.25</b>	CPS22Z	<b>£244.55</b>

# GLASS FIBRE STEPS

FROM ONLY  
**£88.05**



Tool Tray

## INFORMATION

Insulated to 30,000 volts



## CLIMB-IT® GLASS FIBRE SWINGBACK STEPLADDERS

- Certified to EN 131 Professional
- Rubber feet & aluminium side arms help prevent slips & twists as there are no tapes or flimsy arms to break
- Lightweight & easy to carry
- Integral tool tray incorporates a bucket hook & 110mm & 180mm recesses for holding paint cans
- Insulated to 30,000 volts

# Climbi-It®



GFS35Z

GFS33Z



Code	No of Treads	Size H x W x D mm	Folded Height mm	Each
GFS33Z	3	950 x 460 x 780	1060	<b>£88.05</b>
GFS34Z	4	1190 x 490 x 890	1300	<b>£105.55</b>
GFS35Z	5	1390 x 470 x 990	1560	<b>£120.40</b>
GFS36Z	6	1550 x 560 x 1230	1830	<b>£135.65</b>
GFS37Z	7	1890 x 590 x 1340	2080	<b>£150.50</b>
GFS38Z	8	2130 x 625 x 1500	2290	<b>£168.30</b>

GFP34Z  
Shown on the  
opposite page



**CLIMB-IT® GLASS FIBRE PLATFORM STEPLADDERS**

- **Certified to EN 131 Professional**
- Rubber feet & aluminium side arms help prevent slips & twists as there are no tapes or flimsy arms to break
- Lightweight steps with high safety rail providing added safety when working at high levels
- Integral tool tray incorporates a bucket hook & 110mm & 180mm recesses for holding paint cans
- Insulated to 30,000 volts

**Climb-It®**

Code	No of Treads	Platform Height mm	Size H x W x D mm	Folded Height mm	Each
GFP43Z	3	725	1350 x 490 x 810	1060	<b>£128.05</b>
GFP44Z	4	950	1590 x 525 x 970	1300	<b>£143.25</b>
GFP45Z	5	1190	1930 x 550 x 1130	1560	<b>£159.10</b>
GFP46Z	6	1420	2054 x 585 x 1300	1830	<b>£175.60</b>
GFP47Z	7	1650	2280 x 620 x 1460	2080	<b>£192.80</b>
GFP48Z	8	1885	2530 x 650 x 1610	2290	<b>£209.95</b>

GFP45Z

GFP46Z

**INFORMATION**

Insulated to 30,000 volts

## GLASS FIBRE STEPS &amp; ALUMINIUM LADDERS

## V3 - PREMIUM GLASS FIBRE LADDER

- Certified to EN 131 Professional
- Locking mechanism to ensure increased safety
- Roller wheels for ease of movement on a building/against a wall
- Available for use as a stepladder, extension ladder or freestanding extension ladder
- Ideal for use in an electrical environment
- Insulated to 100,000 volts

## INFORMATION

Insulated to 100,000 volts

FROM ONLY  
**£570.70**

Wall Wheels

SV-V3-3x8



Code	No of Treads	Folded Height mm	Stepladder Height mm	Extension Ladder Height mm	Each
SV-V3-3x8	3 x 8	2400	2300	5470	<b>£570.70</b>
SV-V3-3x10	3 x 10	3000	2900	7450	<b>£779.65</b>

## CLIMB-IT® ALUMINIUM PLATFORM WITH GLASS FIBRE LEGS

- Certified to EN 14183
- Ideal for compact storage as the unit is lightweight & the legs fold neatly underneath the platform
- The large serrated platform gives an anti-slip work surface
- Insulated to 10,000 volts

ONLY  
**£122.15**

## INFORMATION

Insulated to 10,000 volts

**Climb-It®**

Code	Platform Size H x W x D mm	Folded Size H x W x D mm	Each
APJ04Z	470 x 600 x 600	210 x 700 x 600	<b>£122.15</b>

## COMBINATION LADDER

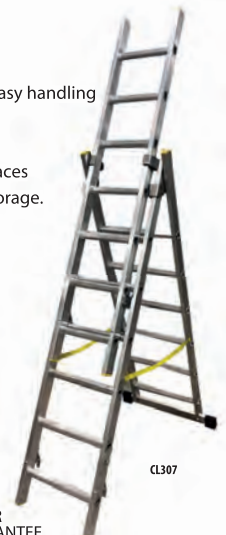
- Meets new improved strength & slip-tests in BS EN131-2:2010 + A2:2017
- Super-lightweight & sturdy aluminium design ensures easy handling
- 3 modes of operation for ultimate flexibility
- Stabiliser as standard to ensure maximum stability
- Deep serrated rubber feet for maximum grip on all surfaces
- Locking catch keeps the sections secure during use & storage.

FROM ONLY  
**£257.25**

CL313



Code	No of Treads	Folded Height mm	Extension Length mm	Open Depth mm	Each
CL307	3 x 7	2000	4000	500	<b>£257.25</b>
CL309	3 x 9	2500	5500	700	<b>£302.15</b>
CL311	3 x 11	3000	7000	1000	<b>£352.20</b>
CL313	3 x 13	3500	8500	1200	<b>£423.30</b>



CL307



## GLASS FIBRE WIDE STEPS

- Certified to EN 131 Professional
- Manufactured from a glass fibre frame with aluminium treads
- Wheels at the back of the unit make these steps easy to manoeuvre
- Safety chain at the front of the platform for increased safety
- Platform size: 400W x 600D mm
- Insulated to 25,000 volts

FROM ONLY  
**£323.55**



GLF24Z

## INFORMATION

Insulated to 25,000 volts



Code	No of Treads	Platform Height	Open Height	Closed Height	Each
GLF22Z	2	385mm	1410mm	1570mm	<b>£323.55</b>
GLF23Z	3	610mm	1625mm	1750mm	<b>£362.45</b>
GLF24Z	4	835mm	1855mm	2020mm	<b>£401.35</b>
GLF25Z	5	1050mm	2050mm	2225mm	<b>£454.35</b>
GLF26Z	6	1260mm	2260mm	2490mm	<b>£493.25</b>
GLF27Z	7	1480mm	2470mm	2730mm	<b>£532.25</b>
GFL28Z	8	1710mm	2700mm	2965mm	<b>£571.15</b>

## CLIMB-IT® GLASS FIBRE PODIUM STEPS

- Certified to EN 131 Professional
- Rubber feet & aluminium side arms help prevent slips & twists
- Large platform: 406W x 475Dmm
- Podium steps with high safety rail, which is 950mm above the platform, provides added safety when working at high levels
- Includes an integral tool tray
- Wheels enable easy positioning of the Podium Steps in your work environment
- Stabilisers are incorporated on the GFP55Z, GFP56Z, GFP57Z & GFP58Z - this gives increased safety & stability when working at height
- Insulated to 30,000 volts

FROM ONLY  
**£244.80**

Large 475mm  
deep working  
platform



Tool Tray

## INFORMATION

Insulated to 30,000 volts

# Climb-It®

Code	No of Treads	Platform Height	Size H x W x D mm	Each
GFP53Z	3	805mm	1755 x 644 x 935	<b>£244.80</b>
GFP54Z	4	1090mm	2040 x 684 x 1122	<b>£279.55</b>
GFP55Z	5	1375mm	2325 x 724 x 1308	<b>£332.30</b>
GFP56Z	6	1660mm	2610 x 764 x 1495	<b>£357.90</b>
GFP57Z	7	1945mm	2895 x 804 x 1681	<b>£385.85</b>
GFP58Z	8	2230mm	3180 x 844 x 1868	<b>£426.65</b>



Stabilisers on the 5, 6, 7 & 8 tread units give increased safety & stability when working at height

ACCESS  
EQUIPMENT

## MOBILE, SAFETY &amp; WAREHOUSE STEPS

**FORT® BUTTRESS BS EN 14183 STEPS**

- **Certified to BS EN 14183**
- Graduated widths & a 45° easy slope comfort angle makes these steps strong, comfortable & stable
- The 2 step unit is static on 4 landing feet but can easily be carried. 3-5 step units are mobile on 2 x 150mm rear wheels which enable 'tilt & pull'
- Platform sizes: 2 tread - 400H x 630W x 250Dmm  
3 tread - 600H x 600W x 250Dmm  
4 tread - 800H x 550W x 250Dmm  
5 tread - 1000H x 500W x 250Dmm
- Available with 4 tread options; expanded steel mesh, phenolic non-slip, aluminium & galvanised



BS9002M



FROM ONLY  
**£169.05**



BS9004A



BS9003R &amp; BS9103

Colours available:

CERTIFIED  
TO BS EN 141833 YEAR  
GUARANTEE**Fort® Buttress Steps - Painted Tubular Steel with Mesh Treads**

No of Treads	Size H x W x D mm	Mesh Treads		Handrails to Suit	
		Code	Each	Code	Each
2	400 x 760 x 600	BS9002M	<b>£169.05</b>	BS9102	<b>£43.60</b>
3	600 x 900 x 800	BS9003M	<b>£294.55</b>	BS9103	<b>£43.60</b>
4	800 x 900 x 1000	BS9004M	<b>£358.95</b>	BS9104	<b>£50.65</b>
5	1000 x 900 x 1200	BS9005M	<b>£421.30</b>	BS9105	<b>£57.35</b>

**Fort® Buttress Steps - Painted Tubular Steel with Phenolic Treads**

No of Treads	Size H x W x D mm	Mesh Treads		Handrails to Suit	
		Code	Each	Code	Each
2	400 x 760 x 600	BS9002R	<b>£173.25</b>	BS9102	<b>£43.60</b>
3	600 x 900 x 800	BS9003R	<b>£302.75</b>	BS9103	<b>£43.60</b>
4	800 x 900 x 1000	BS9004R	<b>£367.10</b>	BS9104	<b>£50.65</b>
5	1000 x 900 x 1200	BS9005R	<b>£429.40</b>	BS9105	<b>£57.35</b>

**Fort® Buttress Steps - Painted Tubular Steel with Aluminium Treads**

No of Treads	Size H x W x D mm	Mesh Treads		Handrails to Suit	
		Code	Each	Code	Each
2	400 x 760 x 600	BS9002A	<b>£175.15</b>	BS9102	<b>£43.60</b>
3	600 x 900 x 800	BS9003A	<b>£306.75</b>	BS9103	<b>£43.60</b>
4	800 x 900 x 1000	BS9004A	<b>£371.10</b>	BS9104	<b>£50.65</b>
5	1000 x 900 x 1200	BS9005A	<b>£433.55</b>	BS9105	<b>£57.35</b>

**Fort® Buttress Steps - Galvanised Tubular Steel with Galvanised Treads**

No of Treads	Size H x W x D mm	Mesh Treads		Handrails to Suit	
		Code	Each	Code	Each
2	400 x 760 x 600	BS9002G	<b>£183.30</b>	BS9102G	<b>£47.70</b>
3	600 x 900 x 800	BS9003G	<b>£320.45</b>	BS9103G	<b>£47.70</b>
4	800 x 900 x 1000	BS9004G	<b>£403.95</b>	BS9104G	<b>£55.20</b>
5	1000 x 900 x 1200	BS9005G	<b>£458.80</b>	BS9105G	<b>£62.25</b>

Handrail prices are applicable when ordering Fort® Buttress Steps - order charges will apply if ordered on their own

ACCESS  
EQUIPMENT

BS9003R &amp; BS9103



**FORT® STABLE BS EN 14183 STEPS**

- Certified to BS EN 14183
- Platform size: 396W x 200Dmm
- Open mesh treads facilitate safe use with muddy boots & in dirty environments
- Robust, ergonomic & heavy duty grey rubber non-marking grounding feet make these units extremely stable

**Why Choose Me?**

- ✓ Equipment for low level access is important for comfort & safety
- ✓ Open mesh treads & a galvanised option mean these units can be used in most environments



FROM ONLY  
**£103.<sup>30</sup>**



GS3113M



GS3002G



GS3013M

3 DAY\*  
DELIVERYCERTIFIED  
TO BS EN 141833 YEAR  
GUARANTEE**Fort® Stable Steps - Painted Tubular Steel with Mesh Treads**

Code	No of Treads	Platform Height	Size H x W x D mm	Each
GS3002M	2 without Handrail	400mm	436 x 450 x 606	<b>£103.30</b>
GS3012M	2 with Handrail	400mm	990 x 450 x 606	<b>£119.85</b>
GS3112M	2 with Handrail & Rear Wheels	400mm	990 x 450 x 686	<b>£134.30</b>
GS3003M	3 without Handrail	600mm	636 x 450 x 806	<b>£143.80</b>
GS3013M	3 with Handrail	600mm	1190 x 450 x 806	<b>£163.50</b>
GS3113M	3 with Handrail & Rear Wheels	600mm	1190 x 450 x 886	<b>£177.70</b>

**Fort® Stable Steps - Galvanised Tubular Steel with Mesh Treads**

Code	No of Treads	Platform Height	Size H x W x D mm	Each
GS3002G	2 without Handrail	400mm	436 x 450 x 606	<b>£117.80</b>
GS3012G	2 with Handrail	400mm	990 x 450 x 606	<b>£138.05</b>
GS3112G	2 with Handrail & Rear Wheels	400mm	990 x 450 x 686	<b>£152.45</b>
GS3003G	3 without Handrail	600mm	636 x 450 x 806	<b>£165.55</b>
GS3013G	3 with Handrail	600mm	1190 x 450 x 806	<b>£188.85</b>
GS3113G	3 with Handrail & Rear Wheels	600mm	1190 x 450 x 886	<b>£203.10</b>

\*Fort® Stable Steps (Painted Version) only available on 3 day delivery

## MOBILE, SAFETY &amp; WAREHOUSE STEPS

**FORT® TILT & PULL STEPS**

- **Certified to BS EN 14183 version available**
- Tread size of 400W x 150Dmm and platform size of 400W x 200Dmm
- Wheels fitted at front enabling the steps to be tilted forwards
- Fitted with rubber feet & 2 x 75mm grey rubber tyred wheels
- Standard version fitted with resilient anti-slip treads with tread clamps. Available in blue only.
- BS EN 14183 version is fitted with phenolic non-slip treads. Frame available in red, blue, yellow or green - please specify when ordering



FROM ONLY  
**£173.90**



Colours available:

**Fort® Tilt & Pull Steps - Standard Version (Blue Only)**

Code	No of Treads	Platform Height	Size H x W x D mm	Each
WS2002	2	500mm	1050 x 470 x 630	<b>£173.90</b>
WS2003	3	750mm	1300 x 490 x 800	<b>£223.45</b>
WS2004	4	1000mm	1700 x 565 x 1005	<b>£298.75</b>

**Fort® Tilt & Pull Steps - BS EN 14183 Version (Red, Blue, Yellow or Green)**

Code	No of Treads	Platform Height	Size H x W x D mm	Each
GS2002R	2	500mm	1050 x 470 x 630	<b>£263.55</b>
GS2003R	3	750mm	1300 x 490 x 800	<b>£351.20</b>
GS2004R	4	1000mm	1700 x 565 x 1005	<b>£465.60</b>

\*Blue Fort® Tilt &amp; Pull Steps (Standard Version) only available on 5 day delivery

**Why Choose Me?**

- ✓ Wheels fitted at the front enable the steps to be tilted forwards
- ✓ The anti-slip treads on WS2 models have the following advantages over rubber treads: do not peel up; are REACH compliant; provide more grip when exposed to liquids





**FORT® DOMED FEET STEPS**

- These steps glide easily across floors, but once body weight is applied they stay firmly in position
- Tread size of 400W x 150Dmm and platform size of 400W x 300Dmm



FROM ONLY  
**£229.<sup>35</sup>**

**Why Choose Me?**

- ✓ Impact resistant domed feet that are welded, not bolted & do not break (subject to normal use)
- ✓ The anti-slip treads on WSS models have the following advantages over rubber treads: do not peel up; are REACH compliant; provide more grip when exposed to liquids



The design incorporates a heavy duty pressed steel dome with an annular flange to facilitate the mounting of a moulded plastic rim which is shrink fitted for ultimate durability. The turned out rim gives significantly increased lateral strength & protection from side impact forces



WM510



WM511



WSS13



WSS14

ACCESS  
EQUIPMENT



Colours available:

**Fort® Domed Feet Steps with Mesh Treads**

Code	No of Treads	Platform Height	Size H x W x D mm	Each
WM510	2 without Handrail	500mm	580 x 560 x 575	<b>£229.35</b>
WM511	2 with looped Handrail	500mm	1200 x 560 x 575	<b>£266.70</b>
WM512	2 with Full Handrail	500mm	1200 x 560 x 575	<b>£280.80</b>
WM513	3 with Full Handrail	750mm	1460 x 560 x 725	<b>£329.95</b>
WM514	4 with Full Handrail	1000mm	1710 x 560 x 875	<b>£389.75</b>
WM515	5 with Full Handrail	1250mm	1960 x 610 x 1025	<b>£463.40</b>

**Fort® Domed Feet Steps with Anti-slip Treads**

Code	No of Treads	Platform Height	Size H x W x D mm	Each
WSS10	2 without Handrail	500mm	580 x 560 x 575	<b>£246.45</b>
WSS11	2 with looped Handrail	500mm	1200 x 560 x 575	<b>£286.60</b>
WSS12	2 with Full Handrail	500mm	1200 x 560 x 575	<b>£301.80</b>
WSS13	3 with Full Handrail	750mm	1460 x 560 x 725	<b>£355.00</b>
WSS14	4 with Full Handrail	1000mm	1710 x 560 x 875	<b>£418.40</b>
WSS15	5 with Full Handrail	1250mm	1960 x 610 x 1025	<b>£497.50</b>

\*Blue Fort® Domed Feet Steps only available on 3 day delivery

## MOBILE, SAFETY &amp; WAREHOUSE STEPS

## FORT® EASY GLIDE BS EN 131 PROFESSIONAL DOMED FEET STEPS

- Certified to BS EN 131 Professional
- Tread size of 400W x 150Dmm and platform size of 400W x 200Dmm
- These steps glide easily across floors, but once body weight is applied they stay firmly in position
- Tread size of 400W x 200Dmm and platform size of 400W x 300Dmm (5 Tread units have platform size of 450W x 300Dmm)



FROM ONLY  
**£390.<sup>85</sup>**



CERTIFIED TO  
BS EN 131 PROFESSIONAL



3 YEAR  
GUARANTEE

Colours available:



#### Fort® Easy Glide Domed Feet Steps with Mesh Treads

Code	No of Treads	Platform Height	Size H x W x D mm	Each
GSE512M	2 with Full Handrail	500mm	1185 x 560 x 640	<b>£390.85</b>
GSE513M	3 with Full Handrail	750mm	1435 x 560 x 865	<b>£438.85</b>
GSE514M	4 with Full Handrail	1000mm	1685 x 570 x 1065	<b>£503.05</b>
GSE515M	5 with Full Handrail	1250mm	1935 x 610 x 1275	<b>£612.15</b>

#### Fort® Easy Glide Domed Feet Steps with Injected Moulded Treads

Code	No of Treads	Platform Height	Size H x W x D mm	Each
GSE512	2 with Full Handrail	500mm	1185 x 560 x 640	<b>£404.25</b>
GSE513	3 with Full Handrail	750mm	1435 x 560 x 865	<b>£456.85</b>
GSE514	4 with Full Handrail	1000mm	1685 x 570 x 1065	<b>£525.65</b>
GSE515	5 with Full Handrail	1250mm	1935 x 610 x 1275	<b>£636.30</b>

\*Blue Fort® Easy Glide Domed Feet Steps only available on 3 day delivery

#### Why Choose Me?

- ✓ Impact resistant domed feet that are welded, not bolted & do not break (subject to normal use)
- ✓ All weather, non-slip, injected moulded tread version available
- ✓ Design gives stability whilst enabling you to get close enough to prevent over-reaching





**FORT® GAMMA BS EN 131 PROFESSIONAL DOMED FEET STEPS**

- **Certified to BS EN 131 Professional**
- Tread size of 415W x 145Dmm and platform size of 410W x 410Dmm
- These steps glide easily across floors, but once body weight is applied they stay firmly in position
- 1000mm high handrail for greater user safety



MS1702A



The design incorporates a heavy duty pressed steel dome with an annular flange to facilitate the mounting of a moulded plastic rim which is shrink fitted for ultimate durability. The turned out rim gives significantly increased lateral strength & protection from side impact forces

**Why Choose Me?**

- ✓ Only range of domed feet steps to go up to a 6 tread
- ✓ Impact resistant domed feet that are welded, not bolted & do not break (subject to normal use)
- ✓ Extra large comfort platform
- ✓ 1000mm platform rail prevents over-reaching

CERTIFIED TO  
BS EN 131 PROFESSIONAL3 YEAR  
GUARANTEE

Colours available:

**Fort® Gamma Domed Feet Steps with Mesh Treads**

Code	No of Treads	Platform Height	Size H x W x D mm	Each
MS1702M	2	500mm	1500 x 570 x 670	<b>£419.60</b>
MS1703M	3	750mm	1750 x 610 x 830	<b>£471.00</b>
MS1704M	4	1000mm	2000 x 760 x 1000	<b>£533.85</b>
MS1705M	5	1250mm	2250 x 930 x 1120	<b>£616.65</b>
MS1706M	6	1500mm	2500 x 1000 x 1280	<b>£693.35</b>

**Fort® Gamma Domed Feet Steps with Phenolic Treads**

Code	No of Treads	Platform Height	Size H x W x D mm	Each
MS1702R	2	500mm	1500 x 570 x 670	<b>£428.30</b>
MS1703R	3	750mm	1750 x 610 x 830	<b>£483.15</b>
MS1704R	4	1000mm	2000 x 760 x 1000	<b>£549.50</b>
MS1705R	5	1250mm	2250 x 930 x 1120	<b>£635.80</b>
MS1706R	6	1500mm	2500 x 1000 x 1280	<b>£716.00</b>

**Fort® Gamma Domed Feet Steps with Aluminium Treads**

Code	No of Treads	Platform Height	Size H x W x D mm	Each
MS1702A	2	500mm	1500 x 570 x 670	<b>£454.30</b>
MS1703A	3	750mm	1750 x 610 x 830	<b>£497.10</b>
MS1704A	4	1000mm	2000 x 760 x 1000	<b>£568.60</b>
MS1705A	5	1250mm	2250 x 930 x 1120	<b>£656.65</b>
MS1706A	6	1500mm	2500 x 1000 x 1280	<b>£736.85</b>



FROM ONLY  
**£419.60**



## MOBILE, SAFETY &amp; WAREHOUSE STEPS

## FORT® EASY GLIDE DOMED FEET STEPS

- These steps glide easily across floors, but once body weight is applied they stay firmly in position
- Tread size of 400W x 200Dmm and platform size of 400W x 300Dmm  
(5 Tread units have a platform size of 450W x 300Dmm)



FROM ONLY  
**£371.20**



Injected Moulded Treads



Colours available:  
Blue Red Green Grey

Code	No of Treads	Platform Height	Size H x W x D mm	Each
MEG511	2 with Looped Handrail	500mm	1210 x 560 x 640	<b>£371.20</b>
MEG512	2 with Full Handrail	500mm	1210 x 560 x 640	<b>£387.00</b>
MEG513	3 with Full Handrail	750mm	1450 x 560 x 840	<b>£434.30</b>
MEG514	4 with Full Handrail	1000mm	1700 x 560 x 1040	<b>£498.40</b>
MEG515	5 with Full Handrail	1250mm	1950 x 610 x 1360	<b>£601.60</b>

## FORT® WEIGHT REACTIVE BS EN 131 PROFESSIONAL STEPS

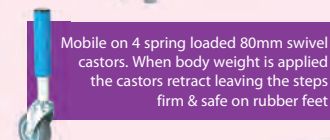
- **Certified to BS EN 131 Professional**
- These steps glide easily across floors, but once body weight is applied they stay firmly in position
- Tread size of 400W x 200Dmm and platform size of 400W x 400Dmm (GS7012 has a platform depth of 200mm)



FROM ONLY  
**£528.65**



Injected Moulded Treads



## Why Choose Me?

- ✓ When in use the castors & feet give 8 points of contact with the floor to give extra stability
- ✓ Combines the flexibility of weight reactive sprung castors with the height of a traditional warehouse step



Colours available:  
Blue Red

Code	No of Treads	Platform Height	Size H x W x D mm	Each
GS7012	2 with Handle	470mm	1330 x 510 x 620	<b>£528.65</b>
GS7013	3 with Full Handrail	735mm	1445 x 620 x 870	<b>£655.95</b>
GS7014	4 with Full Handrail	980mm	1690 x 650 x 1040	<b>£828.55</b>
GS7015	5 with Full Handrail	1225mm	1940 x 670 x 1440	<b>£976.15</b>



**FORT® WEIGHT REACTIVE STEPS**

- These steps glide easily across floors, but once body weight is applied they stay firmly in position
- Tread size of 400W x 150Dmm and platform size of 400W x 300Dmm

**Why Choose Me?**

- ✓ When in use the castors & feet give 8 points of contact with the floor to give extra stability
- ✓ The anti-slip treads on WS7 models have the following advantages over rubber treads: do not peel up; are REACH compliant; provide more grip when exposed to liquids

Mobile on 4 spring loaded 80mm swivel castors. When body weight is applied the castors retract leaving the steps firm & safe on rubber feet



FROM ONLY  
**£327.<sup>20</sup>**



ACCESS  
EQUIPMENT



3 YEAR  
GUARANTEE

**Fort® Weight Reactive Steps with Anti-slip Treads**

Code	No of Treads	Platform Height	Size H x W x D mm	Each
WM7010	2 without Handrail	500mm	580 x 540 x 510	<b>£327.20</b>
WM7011	2 with Looped Handrail	500mm	1230 x 540 x 510	<b>£345.25</b>
WM7012	2 with Full Handrail	500mm	1230 x 540 x 510	<b>£359.95</b>
WM7013	3 with Full Handrail	750mm	1480 x 540 x 720	<b>£402.65</b>
WM7014	4 with Full Handrail	1000mm	1730 x 550 x 870	<b>£456.25</b>
WM7015	5 with Full Handrail	1250mm	1980 x 665 x 1020	<b>£502.45</b>
WM7016	6 with Full Handrail	1500mm	2230 x 750 x 1170	<b>£551.35</b>

**Fort® Weight Reactive Steps with Anti-slip Treads**

Code	No of Treads	Platform Height	Size H x W x D mm	Each
WS7010	2 without Handrail	500mm	580 x 540 x 510	<b>£352.30</b>
WS7011	2 with Looped Handrail	500mm	1230 x 540 x 510	<b>£371.50</b>
WS7012	2 with Full Handrail	500mm	1230 x 540 x 510	<b>£387.60</b>
WS7013	3 with Full Handrail	750mm	1480 x 540 x 720	<b>£433.35</b>
WS7014	4 with Full Handrail	1000mm	1730 x 550 x 870	<b>£490.35</b>
WS7015	5 with Full Handrail	1250mm	1980 x 665 x 1020	<b>£539.95</b>
WS7016	6 with Full Handrail	1500mm	2230 x 750 x 1170	<b>£592.10</b>

\*Fort® Weight Reactive Steps - 3 & 4 treads only available on 3 day delivery



# MOBILE, SAFETY & WAREHOUSE STEPS

## FORT® TILT 'N' PUSH STEPS

- Certified to BS EN 131 Professional version available
- The steps have two handles at the front, fitted with knuckle guard hand grips for lifting. These units are then mobile on two fixed rear nylon 100mm castors
- Platform rail height: 1000mm
- Tread size of 490W x 160Dmm and platform size of 490W x 600Dmm



FROM ONLY  
**£823.10**



CERTIFIED  
TO BS EN 14183



3 YEAR  
GUARANTEE

### Fort® Tilt 'N' Push Steps - Standard Version - Powder Coated Blue

Code	No of Treads	Platform Height	Size H x W x D mm	Each
MS7813P	3	750mm	1750 x 820 x 1235	<b>£823.10</b>
MS7814P	4	1000mm	2000 x 820 x 1420	<b>£1047.60</b>
MS7815P	5	1250mm	2250 x 1020 x 1605	<b>£1250.90</b>
MS7816P	6	1500mm	2500 x 1120 x 1790	<b>£1441.85</b>
MS710Z	Optional Inward Opening Gate - factory fitted to the rear			<b>£173.55</b>
SB780MS	Retro-fit Lifting Barrier			<b>£85.20</b>

### Fort® Tilt 'N' Push Steps - Standard Version - Galvanised

Code	No of Treads	Platform Height	Size H x W x D mm	Each
MS7803G	3	750mm	1750 x 820 x 1235	<b>£974.00</b>
MS7804G	4	1000mm	2000 x 820 x 1420	<b>£1213.35</b>
MS7805G	5	1250mm	2250 x 1020 x 1605	<b>£1430.80</b>
MS7806G	6	1500mm	2500 x 1120 x 1790	<b>£1636.80</b>
MS700Z	Optional Inward Opening Gate - factory fitted to the rear			<b>£189.25</b>
SB781MS	Retro-fit Lifting Barrier			<b>£102.45</b>

### Fort® Tilt 'N' Push Steps - BS EN 131 Professional Version - Powder Coated Blue

Code	No of Treads	Platform Height	Size H x W x D mm	Each
GS7813P	3	750mm	1750 x 820 x 1235	<b>£878.60</b>
GS7814P	4	1000mm	2000 x 820 x 1420	<b>£1116.35</b>
GS7815P	5	1250mm	2250 x 1020 x 1605	<b>£1332.40</b>
GS7816P	6	1500mm	2500 x 1120 x 1790	<b>£1536.05</b>
GS710Z	Optional Inward Opening Gate - factory fitted to the rear			<b>£173.55</b>
SB780GS	Retro-fit Lifting Barrier			<b>£85.20</b>

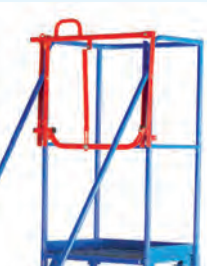
### Fort® Tilt 'N' Push Steps - BS EN 131 Professional Version - Galvanised

Code	No of Treads	Platform Height	Size H x W x D mm	Each
GS7803G	3	750mm	1750 x 820 x 1235	<b>£1033.80</b>
GS7804G	4	1000mm	2000 x 820 x 1420	<b>£1287.05</b>
GS7805G	5	1250mm	2250 x 1020 x 1605	<b>£1518.75</b>
GS7806G	6	1500mm	2500 x 1120 x 1790	<b>£1738.65</b>
GS700Z	Optional Inward Opening Gate - factory fitted to the rear			<b>£189.25</b>
SB781GS	Retro-fit Lifting Barrier			<b>£102.45</b>

#### OPTIONAL EXTRAS



**Inward Opening Gate**  
Factory fitted to the rear of the platform - MS700Z shown



**Optional Lifting Barriers**  
Retro-fitted to the front of the platform

MS7814P fitted with MS710Z

ACCESS  
EQUIPMENT



**FORT® DOCK STEPS**

- **Certified to BS EN 131 Professional**
- Fitted with lift handles which incorporate knuckle guard hand grips & 2 x 150mm rubber tyred wheels which make these units extremely manoeuvrable
- Open rear allows step through access to a loading bay or lorry etc
- Tread size of 400W x 145Dmm and platform size of 400W x 300Dmm



FROM ONLY  
**£277.35**



ACCESS  
EQUIPMENT



CERTIFIED  
TO BS EN 14183



3 YEAR  
GUARANTEE

**Fort® Dock Steps - Painted Tubular Steel with Mesh Treads**

Code	No of Treads	Platform Height	Size H x W x D mm	Each
GSD702M	2	500mm	1210 x 480 x 685	<b>£277.35</b>
GSD703M	3	750mm	1450 x 510 x 857	<b>£330.20</b>
GSD704M	4	1000mm	1710 x 540 x 1020	<b>£392.95</b>

**Fort® Dock Steps - Painted Tubular Steel with Phenolic Treads**

Code	No of Treads	Platform Height	Size H x W x D mm	Each
GSD702R	2	500mm	1210 x 480 x 685	<b>£285.60</b>
GSD703R	3	750mm	1450 x 510 x 857	<b>£341.35</b>
GSD704R	4	1000mm	1710 x 540 x 1020	<b>£408.40</b>

**Fort® Dock Steps - Galvanised Tubular Steel with Mesh Treads**

Code	No of Treads	Platform Height	Size H x W x D mm	Each
GSD702G	2	500mm	1210 x 480 x 685	<b>£297.60</b>
GSD703G	3	750mm	1450 x 510 x 857	<b>£356.60</b>
GSD704G	4	1000mm	1710 x 540 x 1020	<b>£425.50</b>

\*Fort® Dock Steps (Painted Version) only available on 3 day delivery

**Why Choose Me?**

- ✓ Open rear allows easy step through access to loading bays & vehicles
- ✓ Great for loading & unloading
- ✓ Easy to manoeuvre with an ergonomic & economical design





## MOBILE, SAFETY &amp; WAREHOUSE STEPS

## FORT® ARROW BS EN 131 PROFESSIONAL STEPS

- Certified to BS EN 131 Professional
- Units are easy to manoeuvre on the 2 x 150mm wheels - simply use the handles to lift the front & wheel into position
- Resilient anti-slip treads and 600mm high rear handrail
- Tread size of 500W x 150Dmm and platform size of 500W x 300Dmm



Code	No of Treads	Platform Height	Size H x W x D mm	Each
GS0603	3	750mm	1460 x 570 x 1032	<b>£440.60</b>
GS0604	4	1000mm	1710 x 600 x 1244	<b>£489.20</b>
GS0605	5	1250mm	1960 x 630 x 1456	<b>£560.90</b>
GS0606	6	1500mm	2210 x 660 x 1668	<b>£615.75</b>
GS0607	7	1750mm	2460 x 690 x 1880	<b>£703.90</b>
GS0608	8	2000mm	2710 x 720 x 2029	<b>£760.60</b>
MS0600	Optional Retro-fit Grip Lift Mechanism - factory fitted			<b>£109.85</b>

## FORT® WHEEL BS EN 131 PROFESSIONAL STEPS

- Certified to BS EN 131 Professional
- Fitted with lift handles which incorporate knuckle guard hand grips & 2 x 150mm rubber tyred wheels which make these units extremely manoeuvrable
- Tread depth of 145mm and platform size of 400W x 300Dmm



CERTIFIED TO BS EN 131 PROFESSIONAL

3 YEAR GUARANTEE

## Fort® Wheel Steps with Phenolic Treads

Code	No of Treads	Platform Height	Size H x W x D mm	Each
GSW702M	2	500mm	1210 x 540 x 820	<b>£273.10</b>
GSW703M	3	750mm	1460 x 570 x 1032	<b>£326.50</b>
GSW704M	4	1000mm	1710 x 600 x 1244	<b>£390.35</b>
GSW705M	5	1250mm	1960 x 630 x 1456	<b>£453.80</b>
GSW706M	6	1500mm	2210 x 660 x 1668	<b>£519.95</b>
GSW707M	7	1750mm	2460 x 690 x 1880	<b>£599.55</b>
GSW708M	8	2000mm	2710 x 720 x 2029	<b>£664.75</b>

## Fort® Wheel Steps with Phenolic Treads

Code	No of Treads	Platform Height	Size H x W x D mm	Each
GSW702R	2	500mm	1210 x 540 x 820	<b>£287.00</b>
GSW703R	3	750mm	1460 x 570 x 1032	<b>£349.45</b>
GSW704R	4	1000mm	1710 x 600 x 1244	<b>£426.05</b>
GSW705R	5	1250mm	1960 x 630 x 1456	<b>£506.80</b>
GSW706R	6	1500mm	2210 x 660 x 1668	<b>£594.65</b>
GSW707R	7	1750mm	2460 x 690 x 1880	<b>£696.75</b>
GSW708R	8	2000mm	2710 x 720 x 2029	<b>£788.40</b>



**FORT® SPRING BS EN 131 PROFESSIONAL STEPS**

- **Certified to BS EN 131 Professional**
- These steps glide easily across floors, but once body weight is applied they stay firmly in position
- Tread depth of 145mm and platform size of 400W x 300Dmm



GSS702R



GSS704M



FROM ONLY  
**£314.<sup>95</sup>**

**Fort® Spring Steps with Mesh Treads**

Code	No of Treads	Platform Height	Size H x W x D mm	Each
GSS702M	2	500mm	1210 x 540 x 820	<b>£314.95</b>
GSS703M	3	750mm	1460 x 570 x 1032	<b>£368.45</b>
GSS704M	4	1000mm	1710 x 600 x 1244	<b>£432.20</b>
GSS705M	5	1250mm	1960 x 630 x 1456	<b>£495.70</b>
GSS706M	6	1500mm	2210 x 660 x 1668	<b>£561.95</b>
GSS707M	7	1750mm	2460 x 690 x 1880	<b>£641.45</b>
GSS708M	8	2000mm	2710 x 720 x 2029	<b>£706.65</b>

**Fort® Spring Steps with Phenolic Treads**

Code	No of Treads	Platform Height	Size H x W x D mm	Each
GSS702R	2	500mm	1210 x 540 x 820	<b>£329.00</b>
GSS703R	3	750mm	1460 x 570 x 1032	<b>£391.40</b>
GSS704R	4	1000mm	1710 x 600 x 1244	<b>£468.20</b>
GSS705R	5	1250mm	1960 x 630 x 1456	<b>£548.95</b>
GSS706R	6	1500mm	2210 x 660 x 1668	<b>£636.60</b>
GSS707R	7	1750mm	2460 x 690 x 1880	<b>£738.65</b>
GSS708R	8	2000mm	2710 x 720 x 2029	<b>£830.35</b>

Mobile on 2 spring loaded 75mm swivel castors & 2 x 150mm rubber tyred wheels. When body weight is applied the castors retract leaving the steps firm & safe on rubber feet

**Why Choose Me?**

- ✓ The tallest weight reactive step available - up to an 8 tread & 2M platform height
- ✓ Combines the flexibility of weight reactive sprung castors with the height of a traditional warehouse step



GSS708R



## MOBILE, SAFETY &amp; WAREHOUSE STEPS

ACCESS  
EQUIPMENT

FROM ONLY  
**£429.15**

## Why Choose Me?

- ✓ Combines the flexibility and manoeuvrability of weight reactive sprung castors with the biggest platform available on a weight reactive step - up to a 6 tread
- ✓ 7 tread and above features our unique grip lift mechanism for speed, ease & safety (preventing ascent in mobile mode)



## FORT® DELTA BS EN 131 PROFESSIONAL STEPS

- **Certified to BS EN 131 Professional**
- Tread size of 500W x 145Dmm and platform size of 500W x 400Dmm
- 2-6 Tread Units:  
Mobile on 2 rear wheels 150mm dia & 2 front spring loaded castors to achieve weight reactive function. Units move freely when pushed (unmounted) & stand firmly on ground once they are in use
- 7-10 Tread Units:  
Made mobile on 150mm wheels & the use of a unique grip lift mechanism facilitating movement on 75mm retractable castors



2-6 tread units are mobile on 2 spring loaded 75mm swivel castors & 2 x 150mm rubber tyred wheels. When body weight is applied the castors retract leaving the steps firm & safe on rubber feet

## OPTIONAL EXTRA



**Hook-on Container**  
Easily hooks onto the end rail of the step unit

Code	Each
MS1800Z	<b>£77.85</b>



CERTIFIED  
TO BS EN 131 PROFESSIONAL



3 YEAR  
GUARANTEE

Colours available:

## Fort® Delta Steps with Mesh Treads

Code	No of Treads	Platform Height	Size H x W x D mm	Each
MS1802M	2	460mm	1460 x 700 x 670	<b>£429.15</b>
MS1803M	3	690mm	1690 x 720 x 855	<b>£496.30</b>
MS1804M	4	920mm	1920 x 750 x 1055	<b>£540.30</b>
MS1805M	5	1150mm	2150 x 840 x 1175	<b>£586.15</b>
MS1806M	6	1380mm	2380 x 1030 x 1315	<b>£643.75</b>
MS1807M	7	1610mm	2610 x 1160 x 1490	<b>£754.40</b>
MS1808M	8	1840mm	2840 x 1160 x 1630	<b>£809.35</b>
MS1809M	9	2070mm	3070 x 1160 x 1765	<b>£1094.65</b>
MS1810M	10	2300mm	3300 x 1160 x 1900	<b>£1177.20</b>

## Fort® Delta Steps with Phenolic Treads

Code	No of Treads	Platform Height	Size H x W x D mm	Each
MS1802R	2	460mm	1460 x 700 x 670	<b>£437.85</b>
MS1803R	3	690mm	1690 x 720 x 855	<b>£510.10</b>
MS1804R	4	920mm	1920 x 750 x 1055	<b>£561.20</b>
MS1805R	5	1150mm	2150 x 840 x 1175	<b>£615.70</b>
MS1806R	6	1380mm	2380 x 1030 x 1315	<b>£678.50</b>
MS1807R	7	1610mm	2610 x 1160 x 1490	<b>£877.65</b>
MS1808R	8	1840mm	2840 x 1160 x 1630	<b>£957.05</b>
MS1809R	9	2070mm	3070 x 1160 x 1765	<b>£1158.85</b>
MS1810R	10	2300mm	3300 x 1160 x 1900	<b>£1237.90</b>

## Fort® Delta Steps with Aluminium Treads

Code	No of Treads	Platform Height	Size H x W x D mm	Each
MS1802A	2	460mm	1460 x 700 x 670	<b>£457.00</b>
MS1803A	3	690mm	1690 x 720 x 855	<b>£534.40</b>
MS1804A	4	920mm	1920 x 750 x 1055	<b>£592.40</b>
MS1805A	5	1150mm	2150 x 840 x 1175	<b>£652.20</b>
MS1806A	6	1380mm	2380 x 1030 x 1315	<b>£720.15</b>
MS1807A	7	1610mm	2610 x 1160 x 1490	<b>£839.50</b>
MS1808A	8	1840mm	2840 x 1160 x 1630	<b>£908.45</b>
MS1809A	9	2070mm	3070 x 1160 x 1765	<b>£1205.80</b>
MS1810A	10	2300mm	3300 x 1160 x 1900	<b>£1302.20</b>



**FORT® ATLAS STEPS**

- Features our unique grip lift mechanism for speed, ease & safety (preventing ascent in mobile mode)
- Mobile on 2 x 160mm rubber wheels & 2 x 100mm swivel nylon castors
- Tread size of 550W x 145Dmm and platform size of 550W x 380Dmm



FROM ONLY  
**£464.<sup>50</sup>**



MS1204M



MS1205M

Unique Grip Lift  
Mechanism



MS1210M



3 YEAR  
GUARANTEE

Code	No of Treads	Platform Height	Size H x W x D mm	Each
MS1203M	3	750mm	1750 x 690 x 810	<b>£464.50</b>
MS1204M	4	1000mm	2000 x 690 x 870	<b>£534.10</b>
MS1205M	5	1250mm	2250 x 780 x 1130	<b>£659.30</b>
MS1206M	6	1500mm	2500 x 780 x 1290	<b>£759.95</b>
MS1207M	7	1750mm	2750 x 880 x 1450	<b>£875.80</b>
MS1208M	8	2000mm	3000 x 930 x 1610	<b>£939.00</b>
MS1209M	9	2250mm	3250 x 980 x 1770	<b>£1026.75</b>
MS1210M	10	2500mm	3500 x 1030 x 1930	<b>£1179.00</b>
MS1211M	11	2750mm	3750 x 1080 x 2090	<b>£1316.20</b>
MS1212M	12	3000mm	4000 x 1130 x 2250	<b>£1438.25</b>
MS1213M	13	3250mm	4250 x 1180 x 2410	<b>£1530.30</b>
MS1214M	14	3500mm	4500 x 1230 x 2570	<b>£1690.20</b>
MS1215M	15	3750mm	4750 x 1280 x 2730	<b>£1766.50</b>

Please check the overall height of the step before ordering

**Why Choose Me?**

- ✓ Box section profile - more steel gives greater stability & strength
- ✓ Features our unique grip lift mechanism for speed, ease & safety (preventing ascent in mobile mode)
- ✓ 1000mm platform rail prevents over reaching



ACCESS  
EQUIPMENT



## MOBILE, SAFETY &amp; WAREHOUSE STEPS

**FORT® WIDE TREAD SPARTAN STEPS**

- Extra wide treads: 750W x 180Dmm
- Platform size:  
3 to 9 steps - 800W x 400Dmm  
10 to 15 steps - 800W x 460Dmm
- Easy slope 48° angle which is for use in areas where there is space available, enabling you to turn around & descend the steps facing forward
- Welded expanded steel platform & treads with full handrails either side of the steps
- The units incorporate kick boards on 3 sides of the platform & knee rails around the platform
- Mobile on 2 x 200mm black rubber tyred wheels & 2 x 125mm rubber tyred castors mounted on the easy action unique grip lift mechanism
- 6 step units & above are sent folded for delivery - easy to erect
- Platform handrail height: 1000mm

**OPTIONAL EXTRA**

**Retro-fit Lifting Barrier**  
Fitted to the front (entry)  
of the platform

Code	Each
SB410GS	£97.85

**Why Choose Me?**

- ✓ Extra wide treads & platform
- ✓ Easy slope 48° angle so the steps can be descended like normal stairs
- ✓ Features our unique grip lift mechanism for speed, ease & safety (preventing ascent in mobile mode)



Code	No of Treads	Platform Height	Size H x W x D mm	Each
MS4103	3	690mm	1690 x 960 x 1065	<b>£582.10</b>
MS4104	4	920mm	1920 x 960 x 1270	<b>£778.65</b>
MS4105	5	1150mm	2150 x 960 x 1475	<b>£922.60</b>
MS4106	6	1380mm	2380 x 980 x 1680	<b>£1064.60</b>
MS4107	7	1610mm	2610 x 1030 x 1885	<b>£1208.25</b>
MS4108	8	1840mm	2840 x 1080 x 2090	<b>£1357.90</b>
MS4109	9	2070mm	3070 x 1130 x 2295	<b>£1498.15</b>
MS4110	10	2300mm	3300 x 1180 x 2560	<b>£1638.30</b>
MS4111	11	2530mm	3530 x 1230 x 2765	<b>£1778.25</b>
MS4112	12	2760mm	3760 x 1280 x 2970	<b>£1918.45</b>
MS4113	13	2990mm	3990 x 1320 x 3175	<b>£2296.90</b>
MS4114	14	3220mm	4220 x 1360 x 3380	<b>£2471.50</b>
MS4115	15	3450mm	4450 x 1400 x 3585	<b>£2638.60</b>

**FORT® WIDE TREAD TROJAN BS EN 131 PROFESSIONAL STEPS**

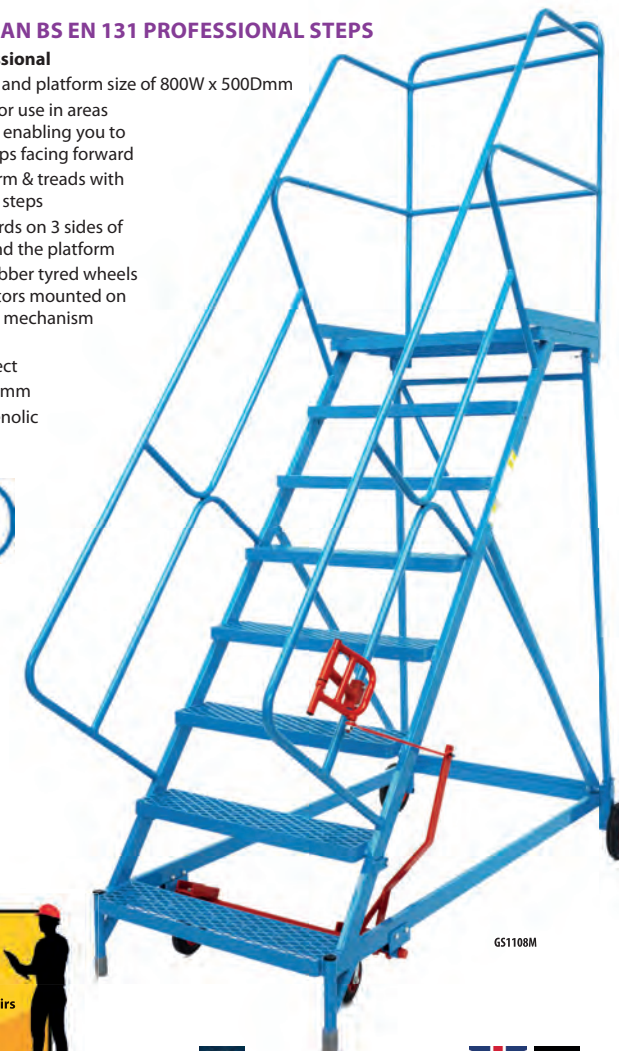
- **Certified to BS EN 131 Professional**
- Tread size of 750W x 180Dmm and platform size of 800W x 500Dmm
- Easy slope 48° angle which is for use in areas where there is space available, enabling you to turn around & descend the steps facing forward
- Welded expanded steel platform & treads with full handrails either side of the steps
- The units incorporate kick boards on 3 sides of the platform & knee rails around the platform
- Mobile on 2 x 200mm black rubber tyred wheels & 2 x 125mm rubber tyred castors mounted on the easy action unique grip lift mechanism
- 6 step units & above are sent folded for delivery - easy to erect
- Platform handrail height: 1000mm
- Available as 54° angle and phenolic treads - please call for details



FROM ONLY  
**£729.00**

**Why Choose Me?**

- ✓ Extra wide treads & 500mm deep comfort platform
- ✓ Easy slope 48° angle so the steps can be descended like normal stairs
- ✓ Features our unique grip lift mechanism for speed, ease & safety (preventing ascent in mobile mode)



GS1108M



CERTIFIED  
TO BS EN 131 PROFESSIONAL



3 YEAR  
GUARANTEE

Code	No of Treads	Platform Height	Size H x W x D mm	Each
GS1103M	3	690mm	1790 x 960 x 1165	<b>£729.00</b>
GS1104M	4	920mm	2020 x 960 x 1330	<b>£899.35</b>
GS1105M	5	1150mm	2250 x 960 x 1500	<b>£1078.90</b>
GS1106M	6	1380mm	2460 x 980 x 1665	<b>£1320.35</b>
GS1107M	7	1610mm	2710 x 1030 x 1835	<b>£1528.55</b>
GS1108M	8	1840mm	2940 x 1080 x 2000	<b>£1740.55</b>
GS1109M	9	2070mm	3170 x 1130 x 2165	<b>£1954.05</b>
GS1110M	10	2300mm	3400 x 1180 x 2335	<b>£2171.25</b>
GS1111M	11	2530mm	3630 x 1230 x 2500	<b>£2377.70</b>
GS1112M	12	2760mm	3860 x 1280 x 2670	<b>£2591.25</b>

Please check the overall height of the step before ordering



**FORT® HEAVY DUTY VANTAGE BS EN 131 PROFESSIONAL STEPS**

- **Certified to BS EN 131 Professional**
- Standard comfort ladder angle of 54° step which is fitted with lever operated retractable front castors & a safety bar to deter access to the steps when they are in the mobile position
- 6 step units & above are sent folded for delivery - easy to erect
- Mobile on 2 x 200mm rubber wheels & 2 x 100mm swivel nylon castors
- Tread size of 490W x 160Dmm and platform size of 540W x 500Dmm
- 1000mm high handrail for greater user safety

**OPTIONAL EXTRAS (Factory Fitted)**

**Retro-fit Lifting Barrier**  
Fitted to the front (entry)  
of the platform



**Security Gate**  
Padlockable security gate fitted  
to the bottom of these steps

Code	Each	Code	Each
SB980GS	£85.20	SG500Z	£235.00



CERTIFIED  
TO BS EN 131 PROFESSIONAL



3 YEAR  
GUARANTEE

**Fort® Vantage Steps with Mesh Treads**

Code	No of Treads	Platform Height	Size H x W x D mm	Each
GS9803M	3	690mm	1690 x 780 x 954	£686.25
GS9804M	4	920mm	1920 x 780 x 1121	£878.95
GS9805M	5	1150mm	2150 x 910 x 1288	£980.30
GS9806M	6	1380mm	2380 x 960 x 1425	£1258.95
GS9807M	7	1610mm	2610 x 1010 x 1622	£1522.70
GS9808M	8	1840mm	2840 x 1060 x 1789	£1751.95
GS9809M	9	2070mm	3070 x 1140 x 1956	£2020.10
GS9810M	10	2300mm	3300 x 1220 x 2130	£2265.35
GS9811M	11	2530mm	3530 x 1270 x 2290	£2652.55
GS9812M	12	2760mm	3760 x 1370 x 2457	£2934.70
GS9813M	13	2990mm	3990 x 1460 x 2650	£3487.55
GS9814M	14	3220mm	4220 x 1540 x 2791	£3860.60
GS9815M	15	3450mm	4450 x 1565 x 2975	£4275.40

**Fort® Vantage Steps with Phenolic Treads**

Code	No of Treads	Platform Height	Size H x W x D mm	Each
GS9803R	3	690mm	1690 x 780 x 954	£700.15
GS9804R	4	920mm	1920 x 780 x 1121	£895.05
GS9805R	5	1150mm	2150 x 910 x 1288	£1000.20
GS9806R	6	1380mm	2380 x 960 x 1425	£1280.35
GS9807R	7	1610mm	2610 x 1010 x 1622	£1544.25
GS9808R	8	1840mm	2840 x 1060 x 1789	£1778.80
GS9809R	9	2070mm	3070 x 1140 x 1956	£2049.45
GS9810R	10	2300mm	3300 x 1220 x 2130	£2295.85
GS9811R	11	2530mm	3530 x 1270 x 2290	£2687.10
GS9812R	12	2760mm	3760 x 1370 x 2457	£2971.50
GS9813R	13	2990mm	3990 x 1460 x 2650	£3527.80
GS9814R	14	3220mm	4220 x 1540 x 2791	£3903.20
GS9815R	15	3450mm	4450 x 1565 x 2975	£4320.20

Please check the overall height of the step before ordering



FROM ONLY  
**£686.25**



GS9805R & GS500Z

GS9808M

**Why Choose Me?**

- ✓ Box section profile - more steel gives greater stability & strength
- ✓ 1000mm platform rail prevents over reaching
- ✓ Extra width at the base of the steps gives even greater stability



## MOBILE, SAFETY &amp; WAREHOUSE STEPS



MS9106M

CERTIFIED  
TO BS EN 131 PROFESSIONAL3 YEAR  
GUARANTEE**FORT® EASY SLOPE PLATFORMS**

- Available as a standard version or as a model which is certified to BS EN 131 Professional
- Easy slope 48° incline - for safe & easy use
- Extra wide tread size of 750W x 180Dmm and large platform size of 800W x 1200Dmm
- Features our unique grip lift mechanism for speed, ease & safety (preventing ascent in mobile mode)
- Expanded steel mesh treads & platform
- Mobile on 2 x 200mm rubber wheels & 2 x 125mm rubber castors

**Standard Fort® Easy Slope Platforms**

- Removable platform chains on three sides for access

**BS EN 131 Fort® Easy Slope Platforms**

- Certified to BS EN 131 Professional
- Inward opening gates on 3 sides of the platform

**OPTIONAL EXTRA**

**Retro-fit Lifting Barrier**  
Fitted to the front (entry)  
of the platform on the  
BS EN 131 Professional Version

Code	Each
SB910GS	£97.85



GS9108M

**Fort® Easy Slope Platforms - Standard Version - Powder Coated Blue**

Code	No of Treads	Platform Height	Size H x W x D mm	Each
MS9103M	3	690mm	1690 x 950 x 1826	£953.00
MS9104M	4	920mm	1920 x 950 x 2033	£1033.30
MS9105M	5	1150mm	2150 x 950 x 2240	£1113.60
MS9106M	6	1380mm	2380 x 950 x 2447	£1220.45

**Fort® Easy Slope Platforms - Standard Version - Galvanised**

Code	No of Treads	Platform Height	Size H x W x D mm	Each
MS9103G	3	690mm	1690 x 950 x 1826	£1046.45
MS9104G	4	920mm	1920 x 950 x 2033	£1136.55
MS9105G	5	1150mm	2150 x 950 x 2240	£1229.25
MS9106G	6	1380mm	2380 x 950 x 2447	£1348.45

**Fort® Easy Slope Platforms - BS EN 131 Version - Powder Coated Grey**

Code	No of Treads	Platform Height	Size H x W x D mm	Each
GS9102M	2	460mm	1460 x 960 x 1479	£1324.50
GS9103M	3	690mm	1690 x 960 x 1686	£1559.40
GS9104M	4	920mm	1920 x 960 x 1893	£1794.35
GS9105M	5	1150mm	2150 x 960 x 2100	£2029.25
GS9106M	6	1380mm	2380 x 980 x 2307	£2263.90
GS9107M	7	1610mm	2610 x 1030 x 2514	£2554.50
GS9108M	8	1840mm	2840 x 1080 x 2721	£2845.00



**FORT® EASY SLOPE PLATFORMS**

- Ideal for access to mezzanine floors & for servicing large plant machinery/automotive equipment
- Two versions available: easy slope 48° angle enabling the user to descend the steps facing forward. Standard slope 54° angle for use in areas where space is limited
- Complete with fixed handrail at the end of the platform & 1 hook-on platform handrail which can be fitted on either side of the platform (handrail with centre rail for 2 to 6 tread units & handrail with centre & toe rail for 7 to 10 treads)
- Extra wide tread size of 750W x 182Dmm and extra large platform size of 800W x 1700Dmm
- Expanded steel mesh treads & platform
- Mobile on 2 x 200mm rubber wheels & 2 x 125mm rubber castors
- 7 step units & above are sent folded for delivery - easy to erect



Hook on Handrail - MSPX02



Platform Extension - MSPX03 &amp; MSPX04

3 YEAR  
GUARANTEE**Fort® Service Platforms - Comfort Slope 54° Version**

Code	No of Treads	Platform Height	Size H x W x D mm	Each
MSP9202	2	500mm	1580 x 960 x 2015	£1126.90
MSP9203	3	750mm	1830 x 960 x 2197	£1209.50
MSP9204	4	1000mm	2080 x 960 x 2379	£1304.55
MSP9205	5	1250mm	2330 x 980 x 2561	£1498.90
MSP9206	6	1500mm	2580 x 1030 x 2743	£1638.25
MSP9207	7	1750mm	2830 x 1080 x 2925	£1815.20
MSP9208	8	2000mm	3080 x 1130 x 3107	£1989.55
MSP9209	9	2250mm	3330 x 1180 x 3289	£2133.85
MSP9210	10	2500mm	3580 x 1230 x 3471	£2275.95

**Fort® Service Platforms - Easy Slope 48° Version**

Code	No of Treads	Platform Height	Size H x W x D mm	Each
MSP9302	2	500mm	1580 x 960 x 2058	£1130.75
MSP9303	3	750mm	1830 x 960 x 2283	£1214.15
MSP9304	4	1000mm	2080 x 960 x 2508	£1308.45
MSP9305	5	1250mm	2330 x 980 x 2805	£1505.40
MSP9306	6	1500mm	2580 x 1030 x 3030	£1689.75
MSP9307	7	1750mm	2830 x 1080 x 3255	£1824.35
MSP9308	8	2000mm	3080 x 1130 x 3480	£2000.05
MSP9309	9	2250mm	3330 x 1180 x 3705	£2142.85
MSP9310	10	2500mm	3580 x 1230 x 3930	£2287.70

**Fort® Service Platforms - Accessories**

Code	Description	Each
MSPX01	Double Rail Hook on Handrail to suit 2 to 6 Tread units	£85.40
MSPX02	Triple Rail Hook on Handrail to suit 7 to 10 Tread units	£103.25
MSPX03	Platform Extension to suit 2 to 6 Tread units	£77.70
MSPX04	Platform Extension to suit 7 to 10 Tread units	£103.25

Please check the overall height of the step before ordering



MSP9304 &amp; 2 x MSPX03

FROM ONLY  
**£1126.<sup>90</sup>****Why Choose Me?**

- ✓ Extra wide treads & 500mm deep comfort platform
- ✓ Easy slope 48° angle so the steps can be descended like normal stairs
- ✓ Features our unique grip lift mechanism for speed, ease & safety (preventing ascent in mobile mode)



MSP9210 &amp; 1x MSPX04

ACCESS  
EQUIPMENT



# PLATFORMS, PODIUMS & TOWERS



## FORT® BS EN ISO 14122 UNIVERSAL MODULAR PLATFORM SYSTEM

- Certified to BS EN ISO 14122
- These modular units, constructed from steel angle, can be placed alongside each other to create a large working area
- The Universal Modular Platform System comprises a range of basic modules that can be bolted together in various configurations to provide permanent access to machinery/equipment that cannot be reached from ground level
- Due to the modular design they are ideal for going round corners & the bridge modules are available to avoid obstructions or areas extending over conveyors
- Adjustable feet to accommodate uneven flooring
- Platform modules are designed & tested to achieve a load of 500Kg/m U.D.L. & a concentrated load of 150kg at any point
- Optional floor fixings are available for permanent floor fixing (recommended over conveyors & moving obstructions)



Optional Floor Fixings  
4 off floor fix feet/set

Code	Each
UMPFF01	£93.10



CERTIFIED TO  
BS EN ISO 14122



3 YEAR  
GUARANTEE

### Fort® Universal Modular Platform System - Platform Step Units

Image	Code	No of Treads & Platform Height mm	Platform Size L x W mm	Size H x W x D mm	Each
	UMP1001A	1 / 240mm	800 x 600	240 x 800 x 600	<b>£368.40</b>
	UMP1002A	2 (with Handrail) / 480mm	800 x 600	1585 x 940 x 600	<b>£549.70</b>
	UMP1003A	3 (with Handrail) / 720mm	800 x 600	1825 x 1080 x 600	<b>£666.15</b>
	UMP1004A	4 (with Handrail) / 960mm	800 x 600	2065 x 1220 x 600	<b>£740.55</b>
	UMP1005A	5 (with Handrail) / 1200mm	800 x 600	2305 x 1360 x 600	<b>£919.95</b>

### Fort® Universal Modular Platform System - Platform Units

Image	Code	Description	Platform Size L x W mm	Size H x W x D mm	Each
	UMP0601A	240mm Platform Height (equivalent to 1 Tread)	600 x 600	240 x 600 x 600	<b>£286.30</b>
	UMP1201A	480mm Platform Height (equivalent to 2 Tread)	1200 x 600	240 x 1200 x 600	<b>£503.90</b>
	UMP0602A	480mm Platform Height (equivalent to 2 Tread)	600 x 600	480 x 600 x 600	<b>£330.30</b>
	UMP1202A	720mm Platform Height (equivalent to 3 Tread)	1200 x 600	480 x 1200 x 600	<b>£488.65</b>
	UMP0603A	720mm Platform Height (equivalent to 3 Tread)	600 x 600	720 x 600 x 600	<b>£347.40</b>
	UMP1203A	960mm Platform Height (equivalent to 4 Tread)	1200 x 600	720 x 1200 x 600	<b>£544.00</b>
	UMP0604A	960mm Platform Height (equivalent to 4 Tread)	600 x 600	960 x 600 x 600	<b>£377.95</b>
	UMP1204A	1200mm Platform Height (equivalent to 5 Tread)	1200 x 600	960 x 1200 x 600	<b>£597.40</b>
	UMP0605A	1200mm Platform Height (equivalent to 5 Tread)	600 x 600	1200 x 600 x 600	<b>£448.60</b>
	UMP1205A	1200mm Platform Height (equivalent to 5 Tread)	1200 x 600	1200 x 1200 x 600	<b>£727.20</b>

### Fort® Universal Modular Platform System - Bridge Units (adjoining units must be the same height on both sides) - floor fixings recommended

Image	Code	Description	Platform Size L x W mm	Size H x W x D mm	Each
	UMP0600A	600mm Bridge Unit	600 x 600	330 x 600 x 600	<b>£238.60</b>
	UMP0800A	800mm Bridge Unit	800 x 600	330 x 800 x 600	<b>£267.25</b>
	UMP1200A	1200mm Bridge Unit	1200 x 600	330 x 1200 x 600	<b>£410.35</b>
	UMP0600A	600mm High Rise Bridge Unit	600 x 600	570 x 600 x 600	<b>£243.30</b>
	UMP0800A	800mm High Rise Bridge Unit	800 x 600	570 x 800 x 600	<b>£275.85</b>
	UMP1200A	1200mm High Rise Bridge Unit	1200 x 600	570 x 1200 x 600	<b>£429.80</b>

### Fort® Universal Modular Platform System - Handrails

Image	Code	Description	Effective Height mm	Size H x W x D mm	Each
	UMPHR0600	600mm - to suit Platform or Bridge	1100	1420 x 585 x 35	<b>£139.45</b>
	UMPHR1200	1200mm - to suit Platform	1100	1420 x 1185 x 35	<b>£238.60</b>
	UMPHR0800	800mm - to suit Platform	1100	1420 x 785 x 35	<b>£200.45</b>
	UMPHR1200B	1200mm - to suit Bridge	1100	1420 x 1185 x 285	<b>£242.45</b>



UMP1204A, 2 x UMPHR0600 & 1 x UMPHR1200

### INFORMATION

Modular system creates an adaptable solution to fit your unique working environment



UMP0604A

UMP1203A & 2 x UMPHR1200

UMP1200A & 2 x UMPHR1200B

UMP0603A & 1 x UMPHR0600

UMP1004A & 1 x UMPHR0600

UMPHR1200

UMP0602A & 1 x UMPHR0600

UMP1002A & 1 x UMPHR0600

UMP1003A & 2 x UMPHR0600

ACCESS  
EQUIPMENT



# PLATFORMS, PODIUMS & TOWERS

## FORT® BS EN ISO 14122 ADJUSTABLE STEEL WORK PLATFORMS

- Certified to BS EN ISO 14122
- These modular units can be placed alongside each other to create a large working area
- Steel angle construction which is easily height adjustable - simply turn the flanged feet



### Why Choose Me?

- ✓ Equipment for low level access is important for comfort & safety
- ✓ Adjustable feet allow for ergonomic working heights



CERTIFIED TO  
BS EN ISO 14122



3 YEAR  
GUARANTEE

Platform Height	Platform Size L x W mm	Galvanised Mesh Grid		Phenolic Platform	
		Code	Each	Code	Each
140 to 210mm	610 x 610	WP011Z	<b>£292.90</b>	WP031Z	<b>£208.45</b>
140 to 210mm	910 x 610	WP012Z	<b>£378.10</b>	WP032Z	<b>£282.75</b>
140 to 210mm	1210 x 610	WP013Z	<b>£465.55</b>	WP033Z	<b>£333.05</b>
140 to 210mm	1510 x 610	WP014Z	<b>£557.50</b>	WP034Z	<b>£457.80</b>
230 to 300mm	610 x 610	WP021Z	<b>£299.80</b>	WP041Z	<b>£215.25</b>
230 to 300mm	910 x 610	WP022Z	<b>£384.85</b>	WP042Z	<b>£289.50</b>
230 to 300mm	1210 x 610	WP023Z	<b>£475.15</b>	WP043Z	<b>£342.60</b>
230 to 300mm	1510 x 610	WP024Z	<b>£567.20</b>	WP044Z	<b>£467.50</b>

## FORT® BS EN 131 PROFESSIONAL UNIVERSAL WORK PLATFORMS

- Certified to BS EN 131 Professional
- Non-slip aluminium platform & treads for increased safety
- Constructed from fully welded, powder coated, tubular steel (galvanised version available - call for details)
- 2 off 125mm castors at each end of the unit means these units can easily be wheeled into the correct position



### Why Choose Me?

- ✓ Large platform allow for ease of movement for a variety of tasks
- ✓ Designed for comfort & safety over prolonged periods of use



CERTIFIED  
TO BS EN 131 PROFESSIONAL



3 YEAR  
GUARANTEE

No of Treads	Platform Height	Platform Size L x W mm	Size H x W x D mm	Work Platforms		Handrails to Suit	
				Code	Each	Code	Each
2	500mm	850 x 600	1500 x 1300 x 680	MP201A	<b>£694.65</b>	HR200Z	<b>£127.70</b>
2	500mm	1050 x 600	1500 x 1450 x 670	MP202A	<b>£739.50</b>	HR200Z	<b>£127.70</b>
2	500mm	1150 x 600	1500 x 1600 x 670	MP203A	<b>£781.05</b>	HR200Z	<b>£127.70</b>
3	750mm	850 x 600	1750 x 1475 x 670	MP301A	<b>£775.15</b>	HR300Z	<b>£136.40</b>
3	750mm	1050 x 600	1750 x 1625 x 670	MP303A	<b>£819.80</b>	HR300Z	<b>£136.40</b>
3	750mm	1150 x 600	1750 x 1775 x 670	MP303A	<b>£861.10</b>	HR300Z	<b>£136.40</b>
4	1000mm	850 x 600	2000 x 1650 x 670	MP401A	<b>£914.70</b>	HR400Z	<b>£147.85</b>
4	1000mm	1050 x 600	2000 x 1800 x 670	MP404A	<b>£958.65</b>	HR400Z	<b>£147.85</b>
4	1000mm	1150 x 600	2000 x 1950 x 670	MP403A	<b>£1006.80</b>	HR400Z	<b>£147.85</b>
Optional End Rail						MP100Z	<b>£104.55</b>

\*Handrail prices are applicable when ordering Fort® Universal Work Platforms - order charges will apply if ordered on their own



**FORT® BS EN 131 PROFESSIONAL UNIVERSAL WORK PLATFORMS**

- **Certified to BS EN 131 Professional**
- Units come complete with one side handrail & one end handrail as standard. The handrail can be fitted to either side of the platform & an extra side handrail is available
- Robust, firm standing frame with aluminium 5-bar treadplate platform & step treads
- Lift & wheel facility for convenient positioning with 125mm wheels
- Heavy duty, anti slip, grounding feet

**INFORMATION**

Complete with 1 side and 1 end handrail as standard



FROM ONLY  
**£928.85**



MP502A



MP603A

ACCESS  
EQUIPMENT



No of Treads	Platform Height	Platform Size L x W mm	Size H x W x D mm	Work Platforms		Handrails to Suit	
				Code	Each	Code	Each
2	500mm	800 x 500	1500 x 1400 x 580	MP502A	<b>£928.85</b>	HR512Z	<b>£153.80</b>
2	500mm	800 x 600	1500 x 1400 x 680	MP602A	<b>£965.70</b>	HR512Z	<b>£153.80</b>
2	500mm	1000 x 500	1500 x 1600 x 580	MP512A	<b>£1012.20</b>	HR512Z	<b>£153.80</b>
3	750mm	800 x 500	1750 x 1550 x 580	MP503A	<b>£1003.95</b>	HR513Z	<b>£153.80</b>
3	750mm	800 x 600	1750 x 1550 x 680	MP603A	<b>£1040.80</b>	HR513Z	<b>£153.80</b>
3	750mm	1000 x 500	1750 x 1750 x 580	MP513A	<b>£1087.30</b>	HR513Z	<b>£153.80</b>
4	1000mm	800 x 500	2000 x 1700 x 580	MP504A	<b>£1087.30</b>	HR514Z	<b>£153.80</b>
4	1000mm	800 x 600	2000 x 1700 x 680	MP604A	<b>£1124.15</b>	HR514Z	<b>£153.80</b>
4	1000mm	1000 x 500	2000 x 1900 x 580	MP514A	<b>£1170.50</b>	HR514Z	<b>£153.80</b>

**Why Choose Me?**

- ✓ Complete with one end & one side handrail as standard
- ✓ Designed for comfort & safety over prolonged periods of use



\*Handrail prices are applicable when ordering Fort® Universal Work Platforms - order charges will apply if ordered on their own



# PLATFORMS, PODIUMS & TOWERS



## FORK LIFT CAGES

- Robust fully welded construction
- Complies with Health & Safety guidance note PM28 - 4th Edition. Units are supplied with a user guide
- Fits quickly & easily to the majority of fork lifts
- Safety gate opens inwards, closing automatically through the use of a tension spring loaded retention latch
- Non-slip floor plate with a high kick plate
- Various safety features include; Internal grab rail, safety harness anchor point, drivers warning plate & high visibility yellow finish
- Economy Fork Lift Cage (FLC08Z) - complete with front opening gate & full height mesh rear guard
- Standard Fork Lift Cage (FLC01Z) - complete with front opening gate & full height mesh rear guard & half sides



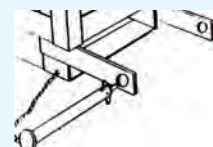
### INFORMATION

These fork lift cages give safe & table access at high levels

FROM ONLY  
**£1082.55**



Fork Pocket for the FLC08Z



Fork Pocket for the FLC01Z



FLC01Z & FLC09Z



3 YEAR  
GUARANTEE

### Fork Lift Cage - Standard

Code	Load	Platform Size L x W mm	Height	Each
FLC01Z	250kg	990 x 990	1780 mm	<b>£1468.55</b>
FLC09Z	Optional Tool Box - fitted with 2 hooks for cage hooking			<b>£124.45</b>

### Fork Lift Cage - Economy

Code	Load	Platform Size L x W mm	Height	Each
FLC08Z	250kg	1000 x 1000	1900mm	<b>£1082.55</b>

FLC08Z



**CLIMB-IT® FOLDING WORK PLATFORMS**

- Aluminium folding work platform with a large, anti-slip platform, and steel handrails either side of the platform for increased safety
- Adjustable stabilisers allow the unit to be positioned close to a wall or working areas
- Built-in inclined ladder
- Easily folds for ease of movement. Will fit through doorways & narrow aisles
- Complete with a built-in tool holder on the EP880Y
- Mobile on 2 x 100mm nylon wheels
- Platform suitable for 150kg



EP990Y

EP880Y  
Folded

Tool Tray on the EP880Y



EP880Y

Adjustable stabilisers  
get you closer to walls  
& working areas

Lift Up  
handrails  
provide  
easy access  
to the platform

Integral ladder  
which folds in  
& out of the  
work platform

ACCESS  
EQUIPMENT

FROM ONLY  
**£251.50**

**INFORMATION**

Folds to a compact size for  
easy storage & transportation



**Climb-It®**

Code	No of Treads	Platform Height	Platform Size W x D mm	Size H x W x D mm	Each
EP880Y	2	880mm	980 x 480	1550 x 930 x 1140	£251.50
EP990Y	3	994mm	1205 x 545	1860 x 1077 x 1360	£290.00

# SOCIAL DISTANCING

## ACRYLIC DESK SCREENS

- High quality, 5mm thick, transparent acrylic desk screens to be used in a range of workplace to help reduce the spread of infection
- Durable, non-porous, transparent & aesthetically pleasing with radius corners. Easy to maintain & clean
- Range of sizes available to cover the long end, short end & desk dividers

FROM ONLY  
**£125.05**




### Spine Screens

Complete with Brackets (brackets include double sided tape & woodscrews for easy desktop mounting)



### Desk Dividers Screens

Complete with Brackets (simply fit over the desk divider you have)



### Return Screens



Code	Screen Size H x W mm	Each
SDS09974/2BR	740 x 990	<b>£176.05</b>
SDS11974/2BR	740 x 1190	<b>£208.50</b>
SDS13974/2BR	740 x 1390	<b>£267.55</b>
SDS14974/2BR	740 x 1490	<b>£270.55</b>
SDS15974/3BR	740 x 1590	<b>£290.60</b>
SDS17974/3BR	740 x 1790	<b>£290.60</b>
SDS19974/3BR	740 x 1990	<b>£290.60</b>

Code	Screen Size H x W mm	Each
STDS09939/BR	398 x 995	<b>£125.05</b>
STDS11939/BR	398 x 1195	<b>£139.85</b>
STDS13939/BR	398 x 1395	<b>£148.65</b>
STDS14939/BR	398 x 1495	<b>£184.10</b>
STDS15939/BR	398 x 1595	<b>£187.10</b>
STDS17939/BR	398 x 1795	<b>£190.00</b>
STDS19939/BR	398 x 1995	<b>£195.90</b>

Code	Screen Size H x W mm	Each
RDS087505	750 x 800	<b>£144.70</b>
RDS097505	750 x 900	<b>£147.70</b>
RDS107505	750 x 1000	<b>£153.60</b>
2xRDSRCLBLH	Left Hand Bracket	<b>£54.35</b>
2xRDSRCLBRH	Right Hand Bracket	<b>£54.35</b>
2xRDSRSMB	Surface Mount Bracket	<b>£45.40</b>

A delivery consignment charge will apply for these Acrylic Desk Screens - please call for details



235 x 235mm  
**Code: SD082323**  
Price - 1+ £21.60  
Pack of 5 - £93.80  
Pack of 15 - £268.15



235 x 235mm  
**Code: SD092323**  
Price - 1+ £21.60  
Pack of 5 - £93.80  
Pack of 15 - £268.15



235 x 235mm  
**Code: SD122323**  
Price - 1+ £21.60  
Pack of 5 - £93.80  
Pack of 15 - £268.15



235 x 235mm  
**Code: SD132323**  
Price - 1+ £21.60  
Pack of 5 - £93.80  
Pack of 15 - £268.15



235 x 235mm  
**Code: SD102323**  
Price - 1+ £21.60  
Pack of 5 - £93.80  
Pack of 15 - £268.15



**SOCIAL DISTANCE FLOOR MATS - PACK OF 2**

- Communicate social distancing rules to your staff or customers to reduce transmission risk



600 x 950mm

Code: SDFM05

Price each - £60.05 each



600 x 950mm

Code: SDFM07

Price each - £60.05 each



600 x 950mm

Code: SDFM08

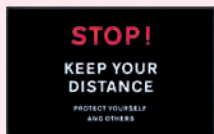
Price each - £60.05 each



600 x 950mm

Code: SDFM09

Price each - £60.05 each



600 x 950mm

Code: SDFM10

Price each - £60.05 each



600 x 950mm

Code: SDFM11

Price each - £60.05 each

**PROTECTIVE PANEL & COUNTERTOP SCREENS**

- Clear, wipeable PVC screens to help reduce the spread of infection
- No permanent damage on installation compared to fixed systems
- Can be installed quickly & easily by store / branch managers

**INFORMATION**

Help protect your  
frontline staff & customers



Countertop Protective Roller Blind  
PRBK1000 & PRBK1500



Countertop Protective Roller Blind  
PRBCT1000ST & PRBCT1000EX

FROM ONLY  
**£112.30**



Freehanging Roller Blind  
PRB1524



Protective Table Top Screen  
PTT750



Protective Communal Screen  
PCB1511

**Freestanding Protective Screen**

Code	Screen Size H x W mm	Each
PFP762	2050 x 750	£191.30

**Protective Table Top Screen**

Code	Screen Size H x W mm	Each
PTT750	750 x 750	£112.30

**Countertop Protective Roller Blind**

Code	Screen Size H x W mm	Each
PRBK1000	1000 x 1000	£348.30
PRBK1500	1000 x 1500	£364.55

**Freehanging Roller Blind**

Code	Screen Size H x W mm	Each
PRB1524	1800 x 1525	£319.15

**Protective Communal Screen**

Code	Screen Size H x W mm	Each
PCB1511	1000 x 1500	£293.85

**Countertop Protective Roller Blind**

Code	Screen Size H x W mm	Each
PRBCT1000ST	Starter Kit - 1000 x 1000	£525.85
PRBCT1000EX	Extension Kit - 1000 x 1000	£387.85

Freestanding Protective Screen  
PFP762

# SOCIAL DISTANCING

## FREESTANDING PROTECTIVE SCREENS

- Help reduce transmission with these Freestanding Protective Screens (no fixings required)
- Practical, freestanding design, made from robust steel frame & an easy to clean 3mm PETG screen



Code	Description	Screen Size H x W mm	Each 1 to 4	Each 5+
PSS2075	Static Unit	2000 x 750	£190.85	£174.95
PSS2010	Static Unit	2000 x 1000	£211.45	£193.85
PSM2075	Mobile Unit	2000 x 750	£232.10	£212.75
PSM2010	Mobile Unit	2000 x 1000	£252.75	£231.65

## SANITISER STATIONS

- Made from robust steel frame & steel back panel
- Practical, freestanding design which is easy to clean
- Worktop height of 920mm



Code	Description	Size H x W x D mm	Each
With Steel Worktop			
SS01NP	Static Unit	1830 x 510 x 450	£201.15
SM03NP	Mobile Unit	1830 x 510 x 450	£242.40
SS05CP	Static Unit with Cupboard	1830 x 510 x 450	£288.85
SM07CP	Mobile Unit with Cupboard	1830 x 510 x 450	£330.10
With Stainless Steel Worktop			
SS02NS	Static Unit	1830 x 510 x 450	£242.40
SM04NS	Mobile Unit	1830 x 510 x 450	£283.70
SS06CS	Static Unit with Cupboard	1830 x 510 x 450	£330.10
SM08CS	Mobile Unit with Cupboard	1830 x 510 x 450	£371.35

## COVID SIGNS



**A5 Self Adhesive Vinyl**  
Price each - £6.85 each

**A5 1.2mm Polypropylene**  
Price each - £13.60 each

**A4 Self Adhesive Vinyl**  
Price each - £13.15 each

**A4 1.2mm Polypropylene**  
Price each - £20.70 each

When ordering, please state the model number, size & material required



**AUTOMATIC SANITISER STATION**

- Stainless Steel Stand - suitable for use where hand sanitisation is needed
- For use indoors, or outdoor shaded areas only (not direct sunlight)
- Helps reduce the transmission of infection by cutting out direct contact
- Infrared motion sensor
- Rechargeable battery - no need to remove battery to charge
- Capacity: 1L
- Dimensions: Base 300 x 300mm  
Height 1200mm



FROM ONLY  
**£119.<sup>95</sup>**



Code	Description	Each 1 off	Each 5+	Each 10+
STP03	Dispenser Only	£139.35	£129.65	£119.95
STP02	Dispenser & Stand	£348.30	£315.90	£307.85

**FOOT OPERATED SANITISER STATION**

- Helping the fight against virus transmission with this hand sanitiser station with a 1 litre sanitiser capacity
- Complete with 1L bottle, with extra long spout, which can be easily refilled once the bottle is empty
- Operates via a foot pedal to allow for hands-free usage & reduces the risk of infection transmission
- Comes with a small padlock should it need to be locked
- Disinfection pole is equipped with a dispenser & is ideal for use where hand sanitisation is needed
- Size: 300 x 300 x 1000mm
- Material: Stainless Steel
- Sanitiser Bottle Size: 1L



FROM ONLY  
**£309.<sup>55</sup>**



Code	Each 1 off	Each 5+	Each 10+
STP01	£333.80	£317.65	£309.55

**HAND OPERATED SANITISER STATION**

- Helps you, your employees & customers engage & work in a clean & safe environment
- Operates via a hand lever to allow for quick and easy usage
- Disinfection pole is equipped with a dispenser & is ideal for use where hand sanitisation is needed
- Lockable head helps secure sanitiser reservoir
- Dimensions: Base 300 x 300mm  
Height 1260mm
- Material: Stainless Steel
- Capacity: 1L



FROM ONLY  
**£307.<sup>85</sup>**



Code	Each 1 off	Each 5+	Each 10+
STP04	£348.30	£315.90	£307.85

**FACE MASKS**

- Single fabric layer, reusable face mask, that has 73% filtration efficiency of surgical masks \*not a PPE mask
- Washable by hand to 60° & machine to 40°
- Other colours & brand printing available - call for details



FROM ONLY  
**£3.<sup>70</sup>**

Code	Price Pack of 25	Price Pack of 50	Price Pack of 100
RFM01	£130.20	£214.75	£369.60

**SANITISER DISPENSER**

- Wall mounted, hand operated, sanitiser dispenser
- 800ml capacity

ONLY  
**£42.<sup>10</sup>**



Code	Each
MSD800	£42.10

**5L HAND SANITISER**

- 75% alcohol based formula which gives a quick drying anti bacterial action - kills 99.99% of germs & bacteria
- Ideal for use with all dispensers shown



FROM ONLY  
**£44.<sup>95</sup>** each



Code	Each	Pack of 4	Pack of 8
H55LT	£63.00	£201.60	£359.55

# SIGNS & LABELLING

## NUMBERS & LETTERS - SELF ADHESIVE

- Self-adhesive vinyl labelling with black characters on yellow backgrounds (white backgrounds for F1 to F6 - call for details)
- Individual cards or complete handy packs of numbers or letters
- Minimum order - 20 individual cards.  
*These can be mixed numbers, letters or sizes*
- Cards of identical, individual peel-off numbers 0-9 or letters A-Z
- Easily applied - cleanly removed

## NUMBERS & LETTERS - MAGNETIC

- Magnetic tiles supplied on sheets as a combination of mixed alpha numeric or numeric digits
- Allows for fast & easy labelling on any steel surface
- Die-cut A4 sheets



### Self-Adhesive Individual Cards (please specify characters required)

Code	Card Size H x W mm	Digits per Card	Arrows	Each
F1	9.5 x 6	168	-	£1.20
F2	12.5 x 8.5	90	-	£1.20
F3	19 x 14	36	✓	£1.20
F4	38 x 21	12	✓	£1.20
F5	56 x 21	12	✓	£1.65
F6	90 x 38	6	✓	£2.30
F7	130 x 45	5	-	£2.95
F8	230 x 140	1	-	£2.95

### Self-Adhesive Number Pack (10 Cards)

Code	Card Size H x W mm	Digits per Card	Arrows	Each
F1PACK0-9	9.5 x 6	168	-	£11.80
F2PACK0-9	12.5 x 8.5	90	-	£11.80
F3PACK0-9	19 x 14	36	-	£11.80
F4PACK0-9	38 x 21	12	-	£11.80
F5PACK0-9	56 x 21	12	-	£16.15
F6PACK0-9	90 x 38	6	-	£22.05
F7PACK0-9	130 x 45	5	-	£28.90
F8PACK0-9	230 x 140	1	-	£28.90

### Self-Adhesive Letter Pack (26 Cards)

Code	Card Size H x W mm	Digits per Card	Arrows	Each
F1PACKA-Z	9.5 x 6	168	-	£30.60
F2PACKA-Z	12.5 x 8.5	90	-	£30.60
F3PACKA-Z	19 x 14	36	-	£30.60
F4PACKA-Z	38 x 21	12	-	£30.60
F5PACKA-Z	56 x 21	12	-	£41.90
F6PACKA-Z	90 x 38	6	-	£57.55
F7PACKA-Z	130 x 45	5	-	£75.00
F8PACKA-Z	230 x 140	1	-	£75.00

### Magnetic Numbers & Letters

Code	Type	Size H mm	Colour	Each
M23MIXW/N	Numbers	23 (17mm character)	White	£21.75
M23MIXY/N	Numbers	23 (17mm character)	Yellow	£21.75
M23MIXW/L	Letters	23 (17mm character)	White	£21.75
M23MIXY/L	Letters	23 (17mm character)	Yellow	£21.75
M43MIXW/N	Numbers	43 (19mm character)	White	£21.75
M43MIXY/N	Numbers	43 (19mm character)	Yellow	£21.75
M43MIXW/L	Letters	43 (19mm character)	White	£21.75
M43MIXY/L	Letters	43 (19mm character)	Yellow	£21.75



## INFORMATION LABELS

- High visibility individual weight loading labels suitable for both racking & shelving
- Available in magnetic or self-adhesive & printed black on yellow or white background.  
*Please state colour required.*
- \*print may appear on two lines
- Minimum order value of £25.00

FROM ONLY  
**£1.15**



### Self Adhesive Information Labels

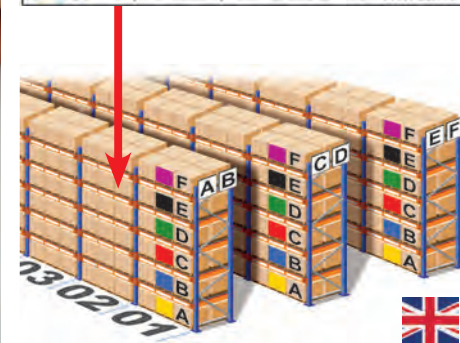
Code	Size H x W mm	Each
BL23	25 x 200	£1.15
BL53	50 x 300	£1.75
BL73*	70 x 300	£2.65
BL93*	90 x 300	£3.15

### Magnetic Information Labels

Code	Size H x W mm	Each
BL23M	25 x 200	£1.80
BL53M	50 x 300	£3.45
BL73M*	70 x 300	£4.60
BL93M*	90 x 300	£5.75

## CODE LABELLING

- High quality custom made location code labels produced quickly & efficiently
- They can incorporate alpha-numeric codes, directional arrows, check digits & barcodes
- Black text on white or yellow background
- Manufactured to your needs - call to discuss your requirements



**YOUR COMPANY NAME HERE**

- Non standard sizes are also available -

MAX SHELF LOAD 100 KG



CLEANING STATION CT01



**Location Labels (Standard)**  
A location label for each pallet location, can incorporate location code, directional arrows, barcodes & check digits (if required)



**Split Beam Labels**  
Ideal for location on the floor & first beam level. The double text at eye level reduces the number of labels required for installation



**Summary Labels**  
Labels positioned on the first beam level detailing the locations and barcodes for all upper levels



**Upright Labels**  
Manufactured on rigid plate, the upright markers are ideal for use in walkways, fire exits or tunnel bays. The plates act like the summary labels & offer the user the facility to scan upper level locations from the ground

Low value orders may be subject to a handling charge - please call for details



## WEIGHT LOAD NOTICES

- Sign to identify weight loadings & procedures (Supplied blank or printed with black text at no extra charge)
- Available in horizontal & vertical



BLS1



BLS2



BLS3



BLS4



BLS6



BLS5



BLS7

## INFORMATION

Supplied blank or printed at no extra charge



## AISLE MARKERS

- High visibility aisle markers manufactured in rigid styrene in white or yellow with black letters (Model AM4 is only available in yellow) - prices include printing
- Other styles & sizes are available - call for details




Code	Size H x W mm	Type	Fixing	Each
AM1	95 x 160 - up to 3 x 60mm Digits	Shelving	-	<b>£7.80</b>
AM1F	95 x 130 - up to 3 x 60mm Digits	Angled	Self Adhesive	<b>£8.55</b>
AM1F/M	95 x 130 - up to 3 x 60mm Digits	Angled	Magnetic	<b>£8.90</b>
AM1T	95 x 130 x 130 - up to 3 x 60mm Digits	Angled	Self Adhesive	<b>£13.55</b>
AM1TM	95 x 130 x 130 - up to 3 x 60mm Digits	Angled	Magnetic	<b>£15.25</b>
AM2/2	220 x 270 - up to 2 x 180mm Digits	I.D. Markers	-	<b>£15.35</b>
AM3/3	220 x 450 - up to 3 x 180mm Digits	I.D. Markers	-	<b>£21.45</b>
AM3X/2	300 x 300 - up to 2 x 180mm Digits	I.D. Markers	-	<b>£17.05</b>
AM4	660 x 343 - up to 1 x 450mm Digit	I.D. Markers	-	<b>£23.35</b>



## BAY MARKERS

- High visibility magnetic or self-adhesive bay markers
- Offers clear identification
- Simple & easy to use - no drilling required
- Available in single or double digit sizes



Please note: characters are supplied separately & can be fitted to the front or back of each marker

Code	Size H x W mm	Fixing	Each
BM1	167 x 260 - Single Digit	Magnetic	<b>£19.15</b>
BM2	310 x 260 - Double Digits	Magnetic	<b>£27.30</b>
BA1	167 x 260 - Single Digit	Self Adhesive	<b>£19.15</b>
BA2	310 x 260 - Double Digits	Self Adhesive	<b>£27.30</b>
F8	Individual Adhesive Characters	Self Adhesive	<b>£2.95</b>

Code	Description	Size H x W mm	Each
BLS1	Shelf/Pallet Racking Weight Load Notice	356 x 254	<b>£14.60</b>
BLS2	Cantilever Racking Weight Load Notice	356 x 254	<b>£14.60</b>
BLS3	Drive Thru Weight Load Notice	356 x 254	<b>£14.60</b>
BLS4	Landscape Mezzanine Floor Weight Load Notice	210 x 295	<b>£14.60</b>
BLS5	Portrait Pallet Racking Weight Load Notice	470 x 350	<b>£17.55</b>
BLS6	Landscape Pallet Racking Weight Load Notice	297 x 420	<b>£17.85</b>
BLS7	Landscape Shelving Weight Load Notice	215 x 220	<b>£11.90</b>

Low value orders may be subject to a handling charge - please call for details

# SIGNS & LABELLING

## MAGNETIC & SELF ADHESIVE LABEL HOLDERS

- Instant identification on steel racking or shelving
- Supplied complete with white card
- Easy to update & cut to size
- Protective transparent PVC strip supplied with each holder
- Available in pre-cut packs or rolls, which can be cut to required size

### Magnetic (Brown Holders)





Code	Size H x L mm	Pack Size	Each
ML18X	10 x 80	100	£24.40
ML150X	10 x 500	20	£31.50
MLR1X	10 x 50,000	50M Roll	£106.05
ML18	15 x 80	100	£36.65
ML150	15 x 500	20	£47.50
MLR1	15 x 50,000	50M Roll	£155.85
ML28X	20 x 80	100	£41.60
ML250X	20 x 500	20	£52.30
MLR2X	20 x 50,000	50M Roll	£172.00
ML28	25 x 80	100	£45.15
ML250	25 x 500	20	£56.20
MLR2	25 x 50,000	50M Roll	£181.65
ML38	30 x 80	100	£50.00
ML350	30 x 500	20	£61.35
MLR3/5	30 x 5000	5M Roll	£31.20
MLR3/10	30 x 10,000	10M Roll	£61.35
MLR3	30 x 50,000	50M Roll	£191.55
ML48	40 x 80	100	£65.65
ML450	40 x 500	20	£77.00
MLR4/5	40 x 5000	5M Roll	£40.65
MLR4/10	40 x 10,000	10M Roll	£80.55
MLR4	40 x 50,000	50M Roll	£231.55
ML58	50 x 80	100	£81.20
ML550	50 x 500	20	£99.00
MLR5/5	50 x 5000	5M Roll	£50.00
MLR5/10	50 x 10,000	10M Roll	£99.05
MLR5	50 x 50,000	50M Roll	£267.75
ML610	60 x 100	100	£93.80
ML620	60 x 200	50	£92.20
ML650	60 x 500	20	£109.20
ML6/10	60 x 1000	10	£109.20
ML710	70 x 100	100	£112.60
ML720	70 x 200	50	£110.25
ML7/10	70 x 1000	10	£132.30
MLR7/10	70 x 10,000	10M Roll	£132.30
ML820	80 x 200	50	£126.00
ML8/10	80 x 1000	10	£148.60
MLR8/10	80 x 10,000	10M Roll	£148.60

### Self Adhesive (White Holders)

Code	Size H x L mm	Pack Size	Each
AL18	15 x 80	100	£45.80
AL1/10	15 x 1000	10	£35.70
AL38	30 x 80	100	£61.95
AL3/10	30 x 1000	10	£48.30
AL58	50 x 80	100	£76.45
AL5/10	50 x 1000	10	£56.70




Label Holder Profiles



## TICKET HOLDERS

- Pull forward front allows easy loading & updating
- Magnetic fixing is suitable for cold stores
- Supplied complete with white card\*



FROM ONLY  
£39.40



### Self Adhesive

Code	Size H x W mm	Pack Size	Each
TS210*	25 x 100	100	£49.80
TS220*	25 x 200	50	£47.50
TS25/10*	25 x 1000	10	£39.40
TS25/20	25 x 2000	10	£58.15
TS310*	38 x 100	100	£53.95
TS320*	38 x 200	50	£50.75
TS38/10*	38 x 1000	10	£45.15
TS38/20	38 x 2000	10	£67.55
TS510*	54 x 100	100	£74.35
TS520*	54 x 200	50	£67.55
TS54/10*	54 x 1000	10	£64.30
TS54/20	54 x 2000	10	£108.80
TS810*	80 x 100	100	£81.10
TS820*	80 x 200	50	£75.00
TS80/10*	80 x 1000	10	£70.35
TS80/20	80 x 2000	10	£129.15

### Magnetic


Code	Size H x W mm	Pack Size	Each
TS210M*	25 x 100	100	£86.95
TS220M*	25 x 200	50	£68.80
TS25M/10*	25 x 1000	10	£60.70
TS25M/20	25 x 2000	10	£94.65
TS310M*	38 x 100	100	£91.80
TS320M*	38 x 200	50	£74.35
TS38M/10*	38 x 1000	10	£67.85
TS38M/20	38 x 2000	10	£109.20
TS510M*	54 x 100	100	£108.70
TS520M*	54 x 200	50	£98.20
TS54M/10*	54 x 1000	10	£95.55
TS54M/20	54 x 2000	10	£160.65
TS810M*	80 x 100	100	£119.50
TS820M*	80 x 200	50	£107.10
TS80M/10*	80 x 1000	10	£99.75
TS80M/20	80 x 2000	10	£175.60



## TICKET POUCHES

- Ideal for 5S & lean manufacturing system
- Clear front enables barcodes to be scanned
- Available in 4 sizes & 5 colours
- Supplied with white card insert

FROM ONLY  
£61.75



Colours available:



### Self Adhesive Ticket Pouches

Code	Size H x W mm	Pack Size	Each
SAP310	30 x 100	100	£61.75
SAP412	40 x 120	100	£65.35
SAP610	60 x 100	100	£68.50
SAP614	60 x 140	100	£76.55

### Magnetic Ticket Pouches

Code	Size H x W mm	Pack Size	Each
MP310	30 x 100	100	£69.20
MP412	40 x 120	100	£81.70
MP610	60 x 100	100	£95.05
MP614	60 x 140	100	£109.85

Low value orders may be subject to a handling charge - please call for details



**MAGNETIC EASY WIPE RACKING STRIP**

- Write on - wipe off with wet wipe marker pen
- Adheres to most steel surfaces
- Cut to suit any length required



FROM ONLY  
**£14.30**

**MAGNETIC SELF ADHESIVE STRIP**

- Makes anything magnetic, locates on any steel surface
- No drilling required



FROM ONLY  
**£39.10**

**3 DAY DELIVERY**

Code	Size H x W mm	Fixing	Pack Size	Each
MSSA/13	13mm x 30M	Premium Adhesive	1	<b>£73.10</b>
MSSA/20	20mm x 10M	Foam Adhesive	1	<b>£39.10</b>
MSSA/25	25mm x 10M	Foam Adhesive	1	<b>£47.60</b>
MSSA/50	50mm x 10M	Foam Adhesive	1	<b>£60.60</b>

**MAGNETIC EASY WIPE LOCATION MARKERS**

- White faced magnetic location markers
- Write on - wipe off with wet wipe marker pen



FROM ONLY  
**£10.75**

Code	Size H x W mm	Pack Size	Each
LM18	10 x 80	100	<b>£10.75</b>
LM158	15 x 80	100	<b>£16.60</b>
LM28	20 x 80	100	<b>£24.40</b>
LM258	25 x 80	100	<b>£27.95</b>
LM38	30 x 80	100	<b>£31.50</b>
LM48	40 x 80	100	<b>£36.45</b>
LM58	50 x 80	100	<b>£46.45</b>
LM310	30 x 100	100	<b>£33.85</b>
LM410	40 x 100	100	<b>£45.80</b>
LM510	50 x 100	100	<b>£52.30</b>

Code	Size H x W mm	Pack Size	Each
LM610	60 x 100	100	<b>£68.15</b>
LM710	70 x 100	100	<b>£73.75</b>
LM810	80 x 100	100	<b>£78.55</b>
LM515	50 x 150	100	<b>£69.55</b>
LM105	56 x 105	100	<b>£63.35</b>
LM815	80 x 150	100	<b>£106.05</b>
LM1015	100 x 150	100	<b>£122.25</b>
LM520	50 x 200	100	<b>£93.80</b>
LM820	80 x 200	100	<b>£135.45</b>
LM1020	100 x 200	100	<b>£169.05</b>

**INFORMATION**

Write on - wipe off  
with wet wipe marker pen



**3 DAY DELIVERY**

Colours available:



Code	Size L x W	Each
MSR1	10M x 10mm	<b>£14.30</b>
MSR15	10M x 15mm	<b>£20.20</b>
MSR2	10M x 20mm	<b>£24.70</b>
MSR25	10M x 25mm	<b>£29.30</b>
MSR3	10M x 30mm	<b>£33.20</b>
MSR4	10M x 40mm	<b>£42.25</b>
MSR5	10M x 50mm	<b>£50.65</b>
MSR6	10M x 60mm	<b>£51.35</b>
MSR7	10M x 70mm	<b>£59.15</b>
MSR8	10M x 80mm	<b>£63.35</b>
MSR9	10M x 90mm	<b>£68.25</b>
MSR10	10M x 100mm	<b>£74.05</b>

Low value orders may be subject to a handling charge - please call for details


# SIGNS & LABELLING

## FRAMES4DOCS™

- Frame any sign, chart or document in seconds
- Colour coded frames. Colours conform with British Safety Standards
- Ideal for displaying important messages in SS & lean manufacturing
- Frames can be used vertically or horizontally
- Suitable throughout industry to display all types of literature, certificates & information. Suitable for documents up to 1.5mm thick
- Pack of 10 Frames4Docs Pockets - colours are available as a pack of the same colour or a mixed pack of 2 (please specify when ordering)

frames4docs™

FROM ONLY  
**£51.15**



### Self Adhesive

Code	Size H x W mm	Pack Size	Each
SFD5/10	A5 Documents	10	<b>£51.15</b>
SFD4/10	A4 Documents	10	<b>£62.40</b>
SFD3/10	A3 Documents	10	<b>£95.55</b>
SFD2/10	A2 Documents	10	<b>£162.75</b>
SFD6/10	Title Block	10	<b>£35.00</b>

### Magnetic

Code	Size H x W mm	Pack Size	Each
MFD5/10	A5 Documents	10	<b>£52.50</b>
MFD4/10	A4 Documents	10	<b>£64.30</b>
MFD3/10	A3 Documents	10	<b>£98.30</b>
MFD2/10	A2 Documents	10	<b>£166.15</b>
MFD6/10	Title Block	10	<b>£35.00</b>

Colours available:



Title Block Colour available:



## FRAMES4WINDOWS™

- Neat, self-adhesive A4 display panels which enables documents to be viewed from both sides
- Can be moved & re-stuck time & time again, without glue residue
- Coloured edge strips top & bottom provides an attractive way to mount & highlight documents
- Ideal for use on glass and suitable for documents up to 1mm thick

FROM ONLY  
**£63.65**



Code	Format	Pack Size	Each
FW4V/10	A4 Vertical	10	<b>£63.65</b>
FW4V/50	A4 Vertical	50	<b>£301.35</b>
FW4H/10	A4 Horizontal	10	<b>£63.65</b>
FW4H/50	A4 Horizontal	50	<b>£301.35</b>

frames4windows®




Colours available:



## RAINBOW POCKETS

- Industrial quality coloured document pockets
- Help protect & highlight your messages
- Quick & easy to use - no need to remove or lift the pocket to replace the insert
- Ideal for SS & lean manufacturing
- Pack of 10 Rainbow Pockets - colours are available as a pack of the same colour or a mixed pack of 2 (please specify when ordering)

FROM ONLY  
**£20.40**



Magnetic

Self Adhesive

Tie-on



Colours available:



### Magnetic

Code	Size H x W mm	Each
CMP5V/10	A5 Vertical	<b>£28.90</b>
CMP5H/10	A5 Horizontal	<b>£28.90</b>
CMP4V/10	A4 Vertical	<b>£35.50</b>
CMP4H/10	A4 Horizontal	<b>£35.50</b>

### Self Adhesive

Code	Size H x W mm	Each
CAP5V/10	A5 Vertical	<b>£20.40</b>
CAP5H/10	A5 Horizontal	<b>£20.40</b>
CAP4V/10	A4 Vertical	<b>£24.05</b>
CAP4H/10	A4 Horizontal	<b>£24.05</b>

### Tie-on

Code	Size H x W mm	Each
CTP5V/10	A5 Vertical	<b>£22.50</b>
CTP5H/10	A5 Horizontal	<b>£22.50</b>
CTP4V/10	A4 Vertical	<b>£26.25</b>
CTP4H/10	A4 Horizontal	<b>£26.25</b>

Low value orders may be subject to a handling charge - please call for details



### WEATHER RESISTANT POCKETS

- Keep documents clean & dry
- Press seal fastening makes them ideal for use where exposed to wind or rain
- Ideal for use on external racking

FROM ONLY  
**£33.10**



#### Magnetic - Pack of 10

Code	Size H x W mm	Each
WRM4H/10	A4 Vertical	<b>£37.80</b>
WRM4V/10	A4 Horizontal	<b>£37.80</b>

#### Magnetic - Pack of 50

Code	Size H x W mm	Each
WRM4H/50	A4 Vertical	<b>£171.50</b>
WRM4V/50	A4 Horizontal	<b>£171.50</b>

#### Self Adhesive - Pack of 10

Code	Size H x W mm	Each
WRA4H/10	A4 Vertical	<b>£33.10</b>
WRA4V/10	A4 Horizontal	<b>£33.10</b>

#### Self Adhesive - Pack of 50

Code	Size H x W mm	Each
WRA4H/50	A4 Vertical	<b>£155.65</b>
WRA4V/50	A4 Horizontal	<b>£155.85</b>

#### Tie-on - Pack of 10

Code	Size H x W mm	Each
WRT4H/10	A4 Vertical	<b>£35.00</b>
WRT4V/10	A4 Horizontal	<b>£35.00</b>



#### Tie-on - Pack of 50

Code	Size H x W mm	Each
WRT4H/50	A4 Vertical	<b>£164.85</b>
WRT4V/50	A4 Horizontal	<b>£164.85</b>

### RING BINDERS & COVERS

- 2 or 4 hole ring binders with magnetic or self-adhesive fixings
- Available with colour coded PVC covers which can be retrofitted to the ring binders. Covers are available in 5 Lean Manufacturing colours; red, black, blue, yellow or green - specify when ordering
- Creates quick & flexible information centres
- Use self-adhesive version for permanent fixing or for heavier files

FROM ONLY  
**£16.40**



#### INFORMATION

Make your documents stand out with our choice of colours




RBC/5

Description	Pack Size	Magnetic		Self Adhesive	
		Code	Each	Code	Each
2 Ring Binder	3	RBM2/3	<b>£32.80</b>	RBA2/3	<b>£16.40</b>
4 Ring Binder	3	RBM4/3	<b>£39.40</b>	RBA4/3	<b>£19.75</b>
Coloured Cover which can be retrofitted - pack of 5		RBC/5	<b>£30.30</b>		



### DOCUMENT POCKETS

- Self-adhesive pockets have an aggressive tape on reverse for permanent fixing
- Magnetic pockets for steel cabinets, racking or shelving
- Manufactured in tough clear polypropylene with welded edges, ample room for A3, A4, A5, A6 & A7 documents
- Pockets supplied in packs of 10 except A7 size which is supplied in packs of 100



FROM ONLY  
**£18.80**



#### Self Adhesive

Code	Size H x W mm	Each
AP3H/10	316 x 436	<b>£61.65</b>
AP3V/10	436 x 316	<b>£61.65</b>
AP4H/10	215 x 310	<b>£22.70</b>
AP4V/10	310 x 220	<b>£22.70</b>
AP5H/10	155 x 230	<b>£18.80</b>
AP5V/10	215 x 160	<b>£18.80</b>
AP6H/10	110 x 155	<b>£25.10</b>
AP6V/10	150 x 110	<b>£25.10</b>
AP7H/100	60 x 110	<b>£68.15</b>
AP1111/10	110 x 110	<b>£21.15</b>
AP1122/10	110 x 220	<b>£29.65</b>

#### Magnetic

Code	Size H x W mm	Each
MP3H/10	316 x 436	<b>£68.50</b>
MP3V/10	436 x 316	<b>£68.50</b>
MP4H/10	215 x 310	<b>£32.35</b>
MP4V/10	310 x 220	<b>£32.35</b>
MP5H/10	155 x 230	<b>£26.70</b>
MP5V/10	215 x 160	<b>£26.70</b>
MP6H/10	110 x 155	<b>£25.75</b>
MP6V/10	150 x 110	<b>£25.75</b>
MP7H/100	60 x 110	<b>£90.65</b>
MP1111/10	110 x 110	<b>£25.10</b>
MP1122/10	110 x 220	<b>£30.90</b>

Low value orders may be subject to a handling charge - please call for details



# SIGNS & LABELLING

## MODULEAN™ SHADOW BOARDS



- Modular system to fit any space. Choose from a range of standard 5S boards with various colour options to keep track of tools. Easily customise through title frames
- Carefully designed to enable compliance with the 5S Lean system, the Modulean™ Shadow Board series consists of a modular system of boards that can be used individually, or together, in the workplace
- Keep track of your tools! Pick and choose from a range of standard boards of 750 x 750mm in various colour options to create a modular and lean visual communication system to suit your requirements. Each board is supplied with the products on display, along with title frames which can be customised to your design



Customise the title frames to suit your design



### INFORMATION

Comes with displayed products

Colours available:



Except SHB001 & SHB003

Code	Description	Board Size H x W mm	Each
SHB001	5S Information Board	750 x 750	£103.95
SHB002	Notice Board	750 x 750	£103.95
SHB003	Easy Wipe Board	750 x 750	£103.95
SHB004	Cleaning Board - Dry	750 x 750	£135.45
SHB005	Cleaning Board - Wet	750 x 750	£135.45
SHB006	Cleaning Board - XL	1500 x 750	£229.95
SHB007	First Aid Board	750 x 750	£135.45
SHB008	Eye Wash & First Aid Board	750 x 750	£156.45
SHB009	Fire Safety Board	750 x 750	£177.45

## MODULEAN™ LITE SHADOW BOARDS

- Smaller, lighter & movable Shadow Board
- Choose from a range of standard 5S boards
- Mix & match Modulean Boards to create your own mobile system that is simple to move & relocate around the industrial workplace
- The mobile stand with wheels on one foot holds two 500mm x 500mm Modulean Boards on each side, fixed with screws for a secure finish
- These smaller sized Modulean boards can also be used on their own by being screwed onto a wall
- Our racksack® trolley sack can also be used as an accessory to the mobile system, to help recycle & segregate waste on the go

Colours available:



### INFORMATION

Comes with displayed products



Dry Cleaning Board



Fire Safety Board



First Aid Board



Mask & Glove Dispenser



Notice Board



Sanitising Board



Please Note:  
Modulean Lite  
Boards are not  
included


Code	Description	Board Size H x W mm	Each
SHB50/1	Dry Cleaning Board	500 x 500	£124.95
SHB50/2	Fire Safety Board	500 x 500	£152.25
SHB50/3	First Aid Board	500 x 500	£124.95
SHB50/4	Mask & Glove Dispenser	500 x 500	£114.45
SHB50/5	Notice Board	500 x 500	£93.45
SHB50/6	Sanitising Board	500 x 500	£135.45
SHBMF	Mobile Framework	1920 x 505 x 400	£206.85
T1B/1	RackSack Trolley	1920 x 505 x 400	£18.70
DFM01	50 Disposable Face Masks	-	£40.95
VGM01	100 Vinyl Gloves - Medium	-	£8.65
HGP01	1L Alcohol Hand Gel Dispenser Pouch	-	£18.40
SHB50SW	Alcohol Free Sanitising Wipes	-	£4.75

Low value orders may be subject to a handling charge - please call for details



## FLOOR IDENTIFICATION MARKERS

- High visibility floor markers - ideal for bay or aisle identification
- Designed to withstand the everyday traffic in a warehouse



## INFORMATION



'A to Z' & '0 to 10' available  
- please specify when ordering



Code	Size Dia. mm	Each
FMC/State Character or Digit	190	£5.80

## FLOOR SIGNALLING

- Manufactured from touch PVC
- Easy solution for marking up in your warehouse
- Designed to withstand the everyday traffic in a warehouse
- FS/F: pack of 10 - 5 right & 5 left



Colours available:



Code	Description	Size H x W mm	Pack Size	Each
FS/T	'T' Floor Signal	200 x 300	10	£16.30
FS/L	'L' Floor Signal	200 x 200	10	£16.30
FS/+	'+' Floor Signal	300 x 300	10	£23.65
FS/O	'O' Floor Signal	90 dia.	100	£37.00
FS/A	'Arrow' Floor Signal	90 x 90	100	£37.00
FS/F	'Foot' Floor Signal	300 x 100	10	£16.30

Low value orders may be subject to a handling charge - please call for details

## FRAMES4FLOORS™

- Tough, flat, colour coded floor identification frames which is available in 2 insert sizes: A4 and DL
- Permanent industrial strength adhesive to withstand warehouse traffic
- Identify bulk stack locations or highlight important information
- Choice of 6 stand out colours




Code	Size of Insert	Colours	Each
FFDL/10	DL - 212 x 101mm	Blue, Black, Green, Red or Yellow	£35.35
FFDL MIX/10	DL - 212 x 101mm	2 of each of the above colours	£35.35
FFDLBY/10	DL - 212 x 101mm	Yellow & Black Chevron	£43.30
FFA4/10	A4 - 299 x 212mm	Blue, Black, Green, Red or Yellow	£60.10
FF4MIX/10	A4 - 299 x 212mm	2 of each of the above colours	£60.10
FF4BY/10	A4 - 299 x 212mm	Yellow & Black Chevron	£69.75

## FLOOR GRAPHIC MARKERS

- Graphic floor signs with bold text
- Large 430mm diameter
- Designed to withstand the everyday traffic in a warehouse
- High visibility which is independently tested for slip resistance

ONLY  
**£21.95**



Code	Size Dia. mm	Each
See above pictures	430 x 430	£21.95






## SIGNS &amp; LABELLING

## RACKSACKS

- Instant identification on steel racking or shelving
- Supplied complete with white card
- Easy to update & cut to size
- Protective transparent PVC strip supplied with each holder

3 DAY  
DELIVERY

14 standard designs available in Blue:



10 standard designs available in Clear:



## RackSack - Single

Code	Colour	Size H x W mm	Each
RSC/1	Clear	1000 x 920	£37.30
RSB/1	Blue	1000 x 920	£28.25

## RackSack - Pack of 5

Code	Colour	Size H x W mm	Each
RSC/5	Clear	1000 x 920	£170.75
RSB/5	Blue	1000 x 920	£129.50

## RackSack - Pack of 10

Code	Colour	Size H x W mm	Each
RSC/10	Clear	1000 x 920	£314.90
RSB/10	Blue	1000 x 920	£238.15

## RACKSACK TROLLEY &amp; RACKSACK ROLLAGE

- Easily organises waste packaging materials
- Fits by hooking over the sides or can also be secured via eyelets in the top corner
- Manufactured from tough, woven polyester

## RackSack Trolley - suits trolleys up to 580mm wide

- Single pocket - 600 x 600 with a capacity of 50L
- Double pocket - 600 x 600 with a capacity of 55L

## RackSack Rollage - for cages 800mm wide

- Upper pocket - 700 x 850 with a capacity of 105L
- Lower pocket - 650 x 850 with a capacity of 95L

FROM ONLY  
**£18.70**3 DAY  
DELIVERYTrolley Single Pocket  
- Single

Code	Each
T1B/1	£18.70

Trolley Single Pocket  
- Pack of 5

Code	Each
T1B/5	£91.80

Trolley Single Pocket  
- Pack of 10

Code	Each
T1B/10	£182.40

Trolley Double Pocket  
- Single

Code	Each
T2B/1	£25.20

Trolley Double Pocket  
- Pack of 5

Code	Each
T2B/5	£118.45

Trolley Double Pocket  
- Pack of 10

Code	Each
T2B/10	£236.50

Rollage Double Pocket  
- Single

Code	Each
C2B/1	£33.85

Rollage Double Pocket  
- Pack of 5

Code	Each
C2B/5	£161.70

Rollage Double Pocket  
- Pack of 10

Code	Each
C2B/10	£322.35

Low value orders may be subject to a handling charge - please call for details



**GRIP FOOT TAPE**

- Hard wearing & easy to install
- Abrasive grip tape with self-adhesive backing
- Suitable for ladders, stairs, ramps, entrances etc



FROM ONLY  
**£21.65**

**Tape Rolls - 18.3M Long**

Code	Description	Each
GF010001	Black - 25mm Wide	£21.65
GF010002	Black - 50mm Wide	£43.22
GF010003	Black - 102mm Wide	£86.43
GF010004	Black - 152mm Wide	£129.67
GF010702	Black/Yellow - 50mm Wide	£54.00
GF031002	Red/White - 50mm Wide	£54.00

**Grip Tape Patches**

Code	Description	Each
GF010005	Black - 140 x 140mm (Pack of 10)	£13.99
GF010006	Black - 152 x 610mm (Pack of 10)	£47.59

**RAMPMAT**

- An economical anti-fatigue mat for the workplace
- Raised circular surface for superior slip resistance
- Conforms to Slip Resistance Test DIN 51130:2014 - R10
- Open drainage holes for spilt liquids
- Made from hardwearing NBR rubber
- Moulded bevelled edges reduce trip hazards
- Thickness: 10mm

**INFORMATION**

Conforms to Slip Resistance  
Test DIN 51130:2014 - R10

FROM ONLY  
**£28.55**


Code	Size L x W mm	Each
RP010002	1200 x 800	£28.55
RP010001	1500 x 900	£37.22

**BUBBLEMAT**

- Effective anti-fatigue mat made from 100% natural rubber
- Raised bubbled surface to stimulate blood circulation
- Available as complete mats or interlocking sections for longer runs
- Thickness: 14mm



Code	Size L x W mm	Each
BF010001	600 x 900 (Edged All Round)	£53.69
BF010002	900 x 1200 (Edged All Round)	£77.26
BF010003	600 x 900 (Interlocking End Piece)	£53.69
BF010004	600 x 900 (Interlocking Middle Piece)	£53.69



FROM ONLY  
**£53.69**



## SAFETY MATTING &amp; FLOORING

**ORTHOMAT® ANTI FACTIGUE**

- Extremely comfortable standing surface
- Reduces fatigue from standing for long periods
- Pebble surface offers slip resistance
- Suitable for dry environments only
- Anti Fatigue - charcoal or grey
- Safety Fatigue - charcoal with yellow borders
- Thickness: 9mm

FROM ONLY  
**£34.91**

**Anti Fatigue**

Code	Size L x W mm	Each
AF-0001	600 x 900	<b>£34.91</b>
AF-0002	900 x 1500	<b>£70.30</b>
AF-0003	900 x 18,300	<b>£736.59</b>
AF-0003C	900 x Linear Metre	<b>£54.92</b>

**Safety Fatigue**

Code	Size L x W mm	Each
AF-0701	600 x 900	<b>£37.44</b>
AF-0702	900 x 1500	<b>£75.47</b>
AF-0703	900 x 18,300	<b>£791.59</b>
AF-0703C	900 x Linear Metre	<b>£60.81</b>

**ORTHOMAT® ULTIMATE**

- The mat is encapsulated in revolutionary PolyNit material that is resilient to most oils & chemicals found in engineering
- Soft foam centre layer creates a comfortable surface to reduce tiredness & health issues associated with prolonged standing
- Raised diamond surface provides additional underfoot grip for enhanced safety.
- Fire test classification to BS EN 13501-1:2018 CFL s1
- Thickness: 10mm

FROM ONLY  
**£56.68**

Code	Size L x W mm	Each
OU010001	600 x 900	<b>£56.68</b>
OU010002	900 x 1500	<b>£134.09</b>
OU010003	900 x 18,300	<b>£1364.39</b>
OU010003C	900 x Linear Metre	<b>£84.19</b>

**SOLID & OPEN FACTIGUE STEP**

- Premium quality anti-fatigue tiles
- Available with solid surface or holes for drainage - tiles interlink to provide coverage for any area size
- Suitable for wet or dry environments
- Optional extras - male & female bevelled edges in black or yellow tiles colour black
- Thickness: 19mm

FROM ONLY  
**£118.87**

**Solid Fatigue Step**

Code	Size L x W mm	Each
ST-0001	900 x 900	<b>£118.87</b>
SS010002F	Black Edging/Corner Female	<b>£20.00</b>
SS010002M	Black Edging/Corner Male	<b>£20.00</b>
SS070002F	Yellow Edging/Corner Female	<b>£25.11</b>
SS070002M	Yellow Edging/Corner Male	<b>£25.11</b>

**Open Fatigue Step**

Code	Size L x W mm	Each
SS-0001	900 x 900	<b>£118.87</b>
SS010002F	Black Edging/Corner Female	<b>£20.00</b>
SS010002M	Black Edging/Corner Male	<b>£20.00</b>
SS070002F	Yellow Edging/Corner Female	<b>£25.11</b>
SS070002M	Yellow Edging/Corner Male	<b>£25.11</b>

**DECKPLATE**

- PVC diamond surface offers wear resistance
- Foam backing relieves fatigue from standing
- Supplied complete with all round ramped edges
- Withstands demanding industrial applications
- Suitable for dry environments
- Deckplate - black
- Safety Deckplate - black with yellow

FROM ONLY  
**£120.95**

**Deckplate**

Code	Size L x W mm	Each
DP-0609	600 x 900	<b>£120.95</b>
DP-0915	900 x 1500	<b>£229.72</b>
DP-0903	900 x 3000	<b>£455.33</b>
DP-0906	900 x 6000	<b>£912.92</b>

**Safety Deckplate**

Code	Size L x W mm	Each
SD-0701	600 x 900	<b>£129.43</b>
SD-0702	900 x 1500	<b>£250.67</b>
SD-0703	900 x 3000	<b>£499.23</b>
SD-0704	900 x 6000	<b>£996.49</b>



**COBAMAT STANDARD**

- Fights against operator fatigue
- Slip tested to EN13501-1:2018 EFL s2
- Flame retardant to DIN 51130:2014 R10
- Offers slip resistance in both directions
- Colours: blue, red, green or black
- Thickness: 12mm
- Hole size: 22 x 22mm

FROM ONLY  
**£488.06**

Colours available:

Code	Size L x W mm	Each
CS-0610	600 x 10,000	<b>£488.06</b>
CS-0910	900 x 10,000	<b>£732.14</b>
CS-1210	1200 x 10,000	<b>£976.13</b>
XS01	Edging per Liner Metre	<b>£9.42</b>

**WORKSTATION MAT**

- Supplied with yellow bevelled edge
- Cross ribbed to help prevent slipping in wet areas
- Ideal as a machine operatives mat
- Slip tested to EN13501-1:2018 EFL s2
- Flame retardant to DIN 51130:2014 R10
- Good resistance to the majority of oils & chemicals
- Thickness: 12mm
- Hole size: 22 x 22mm (standard)
- Hole size: 22 x 10mm (heavy duty)

FROM ONLY  
**£99.56**



Code	Size L x W mm	Each
WS-0701	600 x 1200 - Standard	<b>£99.56</b>
WS-0702	1000 x 1500 - Standard	<b>£187.11</b>
WS-0703	1200 x 1800 - Standard	<b>£256.21</b>
WD-0701	600 x 1200 - Heavy Duty	<b>£149.21</b>
WD-0702	1000 x 1500 - Heavy Duty	<b>£276.24</b>
WD-0703	1200 x 1800 - Heavy Duty	<b>£378.75</b>


**COBAMAT INTER**

- Easy to clean with detergent & a pressure cleaner
- Gives added cross grip in wet/oily areas
- Ideal for heavy duty applications
- Colours: blue, red, green or black
- Thickness: 12mm
- Hole size: 30 x 10mm

FROM ONLY  
**£601.71**

Colours available:

Code	Size L x W mm	Each
CE-0610	600 x 10,000	<b>£601.71</b>
CE-0910	900 x 10,000	<b>£902.42</b>
CE-1210	1200 x 10,000	<b>£1203.43</b>
XE02	Edging per Liner Metre	<b>£9.42</b>

**WORKSAFE MAT**

- Manufactured from hard wearing rubber
- Ideally suited to relieve operator fatigue
- Bevelled edges help prevent trips over the mat
- Unique underside design prevents the mat from slipping on the floor
- SW-0002 - Grease and Oil resistant

FROM ONLY  
**£149.91**

Code	Size L x W mm	Each
SW-0001	900 x 1500 (Black)	<b>£149.91</b>
SW-0002	900 x 1500 (Blue)	<b>£196.72</b>





## SAFETY MATTING &amp; FLOORING

**ENTRAPLUSH**

- Traps dirt & debris protecting internal floors
- Quick drying 'crush-resistant' carpet surface
- Slip resistant, stain resistant with PVC backing
- Colours: grey, brown, blue, red or green

FROM ONLY  
**£20.07**

Colours available:



Code	Size L x W mm	Each
PP-0001	600 x 900	<b>£20.07</b>
PP-0002	900 x 1500	<b>£50.62</b>
PP-0003	1200 x 1800	<b>£80.08</b>

**MICROFIBRE DOORMAT**

- Exceptional multi-action entrance mat using hygienic microfibre technology
- Superior 'brushing & wiping' with 'rapid dry' properties – even out performs cotton
- Flexible, ultra-fine fibres provide deep cleaning action on passing footwear
- Filament structure creates a capillary effect for improved dirt retention/absorbency
- Environmentally friendly – does not require chemical pre-treatment or washing detergents
- Colours: beige or black

FROM ONLY  
**£42.55**

Colours available:



Code	Size L x W mm	Each
MF-0001	600 x 900	<b>£42.55</b>
MF-0002	900 x 1500	<b>£92.66</b>

**COBA WASH**

- Machine washable mat
- Traps up to 90% of tracked-in dirt
- Traps moisture, grit & grease
- Bleach & fade resistant - 11 year warranty
- Non-slip nitrile rubber backing
- Colours: black/blue, black/steel, black/brown or black/red

FROM ONLY  
**£49.51**

Code	Size L x W mm	Each
LM-0201	600 x 850	<b>£49.51</b>
LM-0204	850 x 1200	<b>£98.96</b>
LM-0202	850 x 1500	<b>£117.81</b>
LM-0203	1150 x 1750	<b>£187.88</b>

**SUPERDRY DOORMAT**

- Heavy duty entrance matting, ideal for office spaces and general workplaces
- Raised, reinforced 'waffle' pattern scrapes dirt away from footwear, helping to reduce the amount of dirt/debris brought into the building
- Exceptional moisture wiping properties (able to retain up to 5.4 litres water/m2)
- Lipped edges to help reduce tripping hazards & rubber backing for slip-resistance
- Colours: Black, Blue, Red, Brown or Grey

FROM ONLY  
**£40.79**

Colours available:



Code	Size L x W mm	Each
WH-0001	600 x 900	<b>£40.79</b>
WH-0003	900 x 1500	<b>£101.94</b>
WH-0004	1200 x 1800	<b>£161.05</b>



**SUPERDRY HEAVY TRAFFIC MAT**

- Waffle pattern absorbs moisture & scrapes away dirt from forklift wheels
- Reduces slips, forklift skidding & loss of control
- Easy to install with double sided adhesive tape\*
- Mats can be installed individually or laid next to each other to cover vast areas
- Easy to clean with a vacuum or stiff brush
- Protects floor from damages
- Thickness: 10mm

FROM ONLY  
**£135.50**

Code	Size L x W mm	Each
WHT010005	1150 x 1800	<b>£135.50</b>
DST0001	50Wmm x 50Lmm Double Sided Tape	<b>£45.48</b>

**RINGMAT OCTOMAT**

- Manufactured from hard wearing rubber matting for a long life span even in demanding conditions
- Conforms to EN-13552 Category R10
- Connectors available for a larger area coverage
- Colour: Black

FROM ONLY  
**£99.99**

Code	Size L x W mm	Each
RM-0003	1000 x 1500	<b>£99.99</b>
RM-0004	Connector	<b>£2.34</b>

**COBASCRAPE**

- Hard wearing surface scrapes dirt from your shoes - gives a sure footing grip in wet/oily conditions
- Bevelled edges to help prevent trips
- Manufactured from 100% nitrile
- Ideal for all weather conditions
- Machine washable
- Colour: Black

FROM ONLY  
**£71.94**

Code	Size L x W mm	Each
CS-0001	850 x 750	<b>£71.94</b>
CS-0002	850 x 1400	<b>£133.95</b>
CS-0003	850 x 3000	<b>£285.76</b>
CS-0004	1100 x 1700	<b>£219.20</b>

**RAMPMAT**

- An economical anti-fatigue mat for the workplace
- Raised circular surface for superior slip resistance
- Conforms to Slip Resistance Test DIN 51130:2014 - R10
- Open drainage holes for spilt liquids
- Made from hardwearing NBR rubber
- Moulded bevelled edges reduce trip hazards
- Thickness: 10mm

FROM ONLY  
**£28.55**



Code	Size L x W mm	Each
RP010002	1200 x 800	<b>£28.55</b>
RP010001	1500 x 900	<b>£37.22</b>

**INFORMATION**

Conforms to Slip Resistance  
Test DIN 51130:2014 - R10



## SAFETY MATTING &amp; FLOORING



## SAFETY FLOORING

- UV stabilised GRP sheets, treads & stair nosing designed to offer exceptional levels of slip-resistance both indoors & out, while having outstanding wear & tear qualities
- Ideal for pedestrian & factory walkways, access ramps, gangways & bridges
- Resistant to most solvents & chemicals
- Manufactured from a flame retardant silicone carbide 'gritted' top surface
- Easy to install, simply bond or screw to the existing floor surface

**COBAGrip**

- Suitable for use with forklift traffic
- Thickness: 5mm overall

**COBAGrip Light**

- Also suitable for food production areas
- Thickness: 2.4mm overall



**COBAGrip Stair Tread**

- Designed to fully cover the stair area
- Thickness: 5mm overall

**COBAGrip Stair Nosing**

- Designed to cover the edge of the stair
- Thickness: 5mm overall

Colours available:



Code	Description	Size L x W mm	Colour	Each
GRP010002	COBAGrip	1200 x 1200	Black	£115.28
GRP010001	COBAGrip	1200 x 2400	Black	£220.13
GRP060002	COBAGrip	1200 x 1200	Grey	£115.28
GRP060001	COBAGrip	1200 x 2400	Grey	£220.13
GRP070002	COBAGrip	1200 x 1200	Yellow	£115.28
GRP070001	COBAGrip	1200 x 2400	Yellow	£220.13
GRP010002L	COBAGrip Light	1200 x 1200	Black	£86.81
GRP010001L	COBAGrip Light	1200 x 2400	Black	£163.10
GRP060002L	COBAGrip Light	1200 x 1200	Grey	£86.81
GRP060001L	COBAGrip Light	1200 x 2400	Grey	£163.10
GRP010704S	COBAGrip Stair Tread	345 x 1000 x 55	Black/Yellow	£43.22
GRP010703S	COBAGrip Stair Tread	345 x 1500 x 55	Black/Yellow	£60.90
GRP010702S	COBAGrip Stair Tread	345 x 2000 x 55	Black/Yellow	£75.88
GRP010701S	COBAGrip Stair Tread	345 x 3000 x 55	Black/Yellow	£108.62
GRP070004N	COBAGrip Stair Nosing	55 x 1000 x 55	Yellow	£20.73
GRP070003N	COBAGrip Stair Nosing	55 x 1500 x 55	Black/Yellow	£26.18
GRP070002N	COBAGrip Stair Nosing	55 x 2000 x 55	Black/Yellow	£30.98
GRP070001N	COBAGrip Stair Nosing	55 x 3000 x 55	Black/Yellow	£41.22



**CABLEPRO MAT**

- Reduce trip hazards caused by trailing cables
- Protect cables and wires from being pulled or crushed causing costly damage
- Hazard strip version for increased visibility

**CablePRO GP**




- General purpose cable protectors
- Hazard strip version for increased visibility

**CablePRO Data**

- Multi channel cable protectors for telephone, power or ethernet cables
- Ideal for keeping multiple cable types separated
- Seam in base for snapping in cables

**CablePRO Data**

- Tough ramped edges keep cables protected
- Larger 23mm diameter channels accommodate heavy duty cables
- CP010009 has a 4.5M length

CablePRO HD - HD1 Black  
CP010007 & CP10001CablePRO Data - Black  
CP010010 & CP10003CablePRO GP - Black  
CP010012 & CP10005CablePRO GP - Black & Yellow  
CP010711 & CP10701CablePRO HD - HD2 Black  
CP010009 & CP10002CablePRO Data - Black  
CP010011 & CP10004CablePRO GP - Black  
CP010013 & CP10006CablePRO GP - Black & Yellow  
CP010712 & CP10702

FROM ONLY  
**£26.15**

**CablePRO GP - 3M Cable Protector**

Code	Colour	Size H x W mm	Channel Size	Each
CP010012	Black	11 x 68	8W x 14H mm	<b>£26.15</b>
CP010711	Black/Yellow	11 x 68	8W x 14H mm	<b>£27.15</b>
CP010013	Black	14 x 83	30W x 10H mm	<b>£31.77</b>
CP010712	Black/Yellow	14 x 83	30W x 10H mm	<b>£32.84</b>

**CablePRO GP - 9M Cable Protector**

Code	Colour	Size H x W mm	Channel Size	Each
CP010005	Black	11 x 68	8W x 14H mm	<b>£61.61</b>
CP010701	Black/Yellow	11 x 68	8W x 14H mm	<b>£64.65</b>
CP010006	Black	14 x 83	30W x 10H mm	<b>£75.17</b>
CP010702	Black/Yellow	14 x 83	30W x 10H mm	<b>£81.70</b>

**CablePRO Data - 3M Cable Protector**

Code	Colour	Size H x W mm	Channel Size	Each
CP010010	Black	14 x 83	Double Channel - 15W x 10H mm	<b>£35.26</b>
CP010011	Black	14 x 108	Double Channel - 30W x 10H & 20W x 10H mm	<b>£39.98</b>

**CablePRO Data - 9M Cable Protector**

Code	Colour	Size H x W mm	Channel Size	Each
CP010003	Black	14 x 83	Double Channel - 15W x 10H mm	<b>£88.97</b>
CP010004	Black	14 x 108	Double Channel - 30W x 10H & 20W x 10H mm	<b>£103.11</b>

**CablePRO HD - 3M Cable Protector**

Code	Colour	Size H x W mm	Channel Size	Each
CP010007	HD1 - Black	28 x 127	23mm dia.	<b>£71.49</b>
CP010009	HD2 - Black	30 x 156	Double Channel - 23mm dia.	<b>£131.58</b>

**CablePRO HD - 9M Cable Protector**

Code	Colour	Size H x W mm	Channel Size	Each
CP010001	HD1 - Black	28 x 127	23mm dia.	<b>£194.92</b>
CP010002	HD2 - Black	30 x 156	Double Channel - 23mm dia.	<b>£254.76</b>


**CABLEPRO MAT**

- Special mat for protection from tripping hazards due to loose cables lying around
- Extremely durable nylon surface in dappled colour shades
- Cleated non-slip backing made from durable nitrile rubber
- Integrated cable run underneath the mat
- Edge in hazard stripe
- Product height: approx. 11.4 mm
- 2 year warranty when professionally maintained



ONLY  
**£61.83**

Code	Size L x W mm	Each
CPM010701	1200 x 400	<b>£61.83</b>



Integrated cable run  
underneath the mat

## SAFETY MATTING &amp; FLOORING



## PROLINE SELF ADHESIVE FLOOR MARKING TAPE

- Floor marking tape for internal surfaces
- Ideal for demarcation of aisles, traffic ways, pedestrian routes etc
- Can be removed from most surfaces without leaving residue
- Tape length: 33M



## INFORMATION

Ideal for marking aisles, traffic ways & pedestrian routes without leaving residue when being removed



## PROLine - Tape Marking Set

Description	Colour	Tape Size: 50mm x 33M (WxL)		Tape Size: 75mm x 33M (WxL)	
		Code	Each	Code	Each
Tape Marking Set which includes: 1 x TAPELiner, 2 x Rolls of Tape, 1 x Trimming Knife, Marker Line & Chalk	White	261.15.202	<b>£243.40</b>	261.19.212	<b>£248.40</b>
	Yellow	261.17.297	<b>£243.40</b>	261.18.900	<b>£248.40</b>
	Blue	261.14.977	<b>£243.40</b>	261.16.487	<b>£248.40</b>
	Red	261.15.660	<b>£243.40</b>	261.16.560	<b>£248.40</b>
	Green	261.19.541	<b>£243.40</b>	261.17.656	<b>£248.40</b>
	Orange	261.17.130	<b>£243.40</b>	261.13.748	<b>£248.40</b>
TAPELiner (Marker with Trimming Knife)				261.16.528	<b>£238.40</b>

## PROLine (Tape Only) - 50mm Wide

Colour	Tape Size: 50mm x 33M (WxL)	
	Code	Each
White	261.16.606	<b>£5.30</b>
Yellow	261.13.796	<b>£5.30</b>
Blue	261.19.771	<b>£5.30</b>
Red	261.13.752	<b>£5.30</b>
Green	261.18.249	<b>£5.30</b>
Orange	261.16.322	<b>£5.30</b>
Red & White (laminated)	261.18.826	<b>£7.20</b>
Yellow & Black (laminated)	261.17.941	<b>£7.20</b>
Green & White (laminated)	261.17.310	<b>£7.20</b>

## PROLine (Tape Only) - 75mm Wide

Colour	Tape Size: 50mm x 33M (WxL)	
	Code	Each
White	261.16.619	<b>£7.90</b>
Yellow	261.18.798	<b>£7.90</b>
Blue	261.15.989	<b>£7.90</b>
Red	261.18.675	<b>£7.90</b>
Green	261.16.655	<b>£7.90</b>
Orange	261.17.531	<b>£7.90</b>
Red & White (laminated)	261.15.954	<b>£10.80</b>
Yellow & Black (laminated)	261.13.438	<b>£10.80</b>
Green & White (laminated)	261.19.066	<b>£10.80</b>



## PROLINE PAINT MARKING SYSTEMS

- Floor marking paint for internal & external use
- Will adhere to concrete, asphalt, tarmac, metal, tiles etc
- Quick drying - can be walked on in minutes
- 750ml can will do a 50mm wide line for 50 to 90M approx
- ENVIRONMENTALLY FRIENDLY
- Not to be used on sealed floors
- Conforms to the latest EU Regulations



## Paint Marking Set (1 x PROLiner applicator, 2 x cans of paint, Marker Line &amp; Chalk)

Code	Colour	Each
260.11.610	White	<b>£204.90</b>
260.10.795	Yellow	<b>£204.90</b>

## PROLine (Paint Only)

Code	Colour	Each
260.11.745	White	<b>£13.40</b>
260.11.089	Yellow	<b>£13.40</b>
260.12.531	Blue	<b>£13.40</b>
260.12.976	Red	<b>£13.40</b>
260.11.015	Green	<b>£13.40</b>
260.17.886	Orange	<b>£13.40</b>
260.11.057	Grey	<b>£13.40</b>
260.11.954	Black	<b>£13.40</b>

## PROLine Accessories

Code	Colour	Each
260.10.174	PROLiner Applicator for 50 to 75mm Lines	<b>£157.00</b>
260.10.383	ROADLiner Applicator for 100 to 130mm Lines	<b>£209.30</b>
260.10.437	HANDLiner Applicator for Hand Use	<b>£40.80</b>
260.11.543	ProLine Chalk Marker Line	<b>£24.80</b>
260.11.117	Chalk Refill (for marker line above)	<b>£5.80</b>



## PROLINE VINYL LINE MARKING TAPE

- Floor marking tape for internal surfaces manufactured in high grade vinyl - for permanent marking
- Suitable for forklift areas
- 500µ vinyl thickness



Colour	Tape Size: 50mm x 25M (WxL)		Tape Size: 75mm x 25M (WxL)	
	Code	Each	Code	Each
White	261.27.044	<b>£62.30</b>	261.28.523	<b>£93.50</b>
Yellow	261.24.239	<b>£62.30</b>	261.24.227	<b>£93.50</b>
Blue	261.26.957	<b>£62.30</b>	261.25.412	<b>£93.50</b>
Red	261.21.702	<b>£62.30</b>	261.29.359	<b>£93.50</b>



## PROLINE STEEL LINE MARKING TAPE

- Floor marking tape for internal surfaces manufactured in flat steel - for permanent marking
- Forklift resistant
- 700µ vinyl thickness



Colour	Tape Size: 1.5M L		Tape Size: 6M L	
	Code	Each	Code	Each
White	261.25.551	<b>£14.30</b>	261.24.898	<b>£61.50</b>
Yellow	261.22.021	<b>£14.30</b>	261.27.500	<b>£61.50</b>



**PROLINE INDOOR INDUSTRIAL PAINT**

- Tough & fast drying
- Dirt repellent, easy to clean
- Highly resistant to oils, solvents & detergents
- Easy to use - no mixing of components
- Suitable for use with forklift trucks
- 5 Litre container will cover about 20 to 25m<sup>2</sup>

Code	Colour	Each
263.13.824	White	<b>£101.50</b>
263.14.807	Yellow	<b>£101.50</b>
263.18.881	Red	<b>£101.50</b>
263.19.179	Blue	<b>£101.50</b>
263.13.740	Silver Grey	<b>£101.50</b>
263.14.968	Stone Grey	<b>£101.50</b>

**PROLINE ANTI-SLIP INDUSTRIAL PAINT**

- For indoor use
- Fast drying with excellent covering properties
- Wear resistant & durable
- Resists abrasion & most chemicals
- Anti-slip to classification R10
- 5 Litre container will cover about 20 to 25m<sup>2</sup>

Code	Colour	Each
263.23.941	White	<b>£126.40</b>
263.24.370	Yellow	<b>£126.40</b>
263.25.507	Blue	<b>£126.40</b>
263.26.072	Silver Grey	<b>£126.40</b>
263.24.599	Stone Grey	<b>£126.40</b>

**PROLINE OUTDOOR INDUSTRIAL PAINT**

- For outdoor use
- Fast drying with excellent covering properties
- Wear resistant & durable
- Highly abrasion resistant
- Easy to use - no mixing of components
- 5 Litre container will cover about 20 to 25m<sup>2</sup>

Code	Colour	Each
263.22.420	White	<b>£123.50</b>
263.25.624	Yellow	<b>£123.50</b>
263.23.804	Red	<b>£123.50</b>
263.21.512	Blue	<b>£123.50</b>
263.25.110	Grey	<b>£123.50</b>



FROM ONLY  
**£101.50**

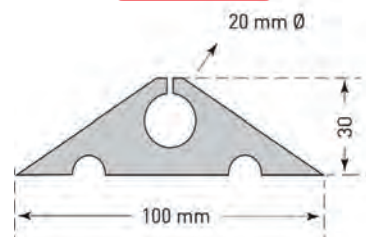


## CABLE PROTECTION &amp; RAMPS

**CABLE PROTECTIPON RAMP - REEL**

- Easily deployed - roll out, cut to length & press cable/hose into the recess
- Enables you to drive over cables & hoses without causing them damage
- Manufactured from high strength natural rubber
- Protects cables/hoses with a dia. of up to 20mm

ONLY  
**£105.50**



Code	Colour	Size H x L x W mm	Each
279.26.118	Black	30 x 10,000 x 100	<b>£105.50</b>

**TRAFFIC LINE KERB RAMP**

- Enables vehicles, trolleys & wheelchairs to mount kerbs easily
- Easily & quickly installed
- All rubber construction
- Features channels in the base which allow the passage of rainwater or can be used to channel cable through
- Load capacity up to 40,000kg

**INFORMATION**

Allow vehicles, trolleys & wheelchairs mount kerbs easily

FROM ONLY  
**£40.40**



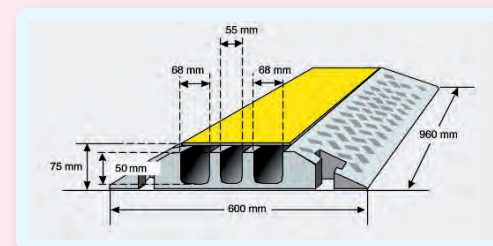
Code	Size H x W x D mm	Each
279.23.929	100 x 600 x 300	<b>£40.40</b>
279.20.108	150 x 600 x 360	<b>£59.80</b>

**CABLE PROTECTIPON RAMP - LARGE**

- Enables you to drive over cables, hoses & pipes without causing them damage
- Easily & quickly installed
- High strength rubber compound ramp with a polypropylene chequer plate, anti-slip, yellow surface moulded cover
- All sections can be safely interlocked
- Features 3 cable ducts: 2 cables 68 x 50mm, 1 cable 55 x 50mm
- End sections & 45° elbow sections are available for corners & curves
- Tested to 10,000kg axle weights

**INFORMATION**

Simple to configure & install allowing you to drive over cables, hoses & pipes without causing damage



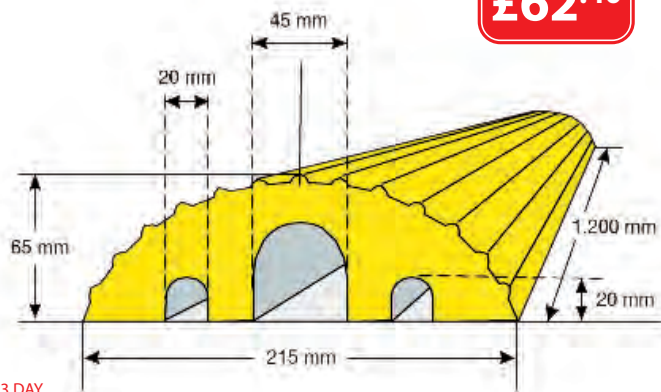
Code	Description	Colour	Size H x L x W mm	Each
279.23.799	Centre Element	Black & Yellow	75 x 960 x 600	<b>£75.00</b>
279.29.848	Angle - Left	Black & Yellow	75 x 500/200 x 600	<b>£38.60</b>
279.26.562	Angle - Right	Black & Yellow	75 x 500/200 x 600	<b>£38.60</b>
279.20.233	End Element - Female	Black	75 x 283 x 600	<b>£16.30</b>
279.22.899	End Element - Male	Black	75 x 283 x 600	<b>£16.30</b>



**CABLE PROTECTION RAMP - SMALL**

- Easily & quickly installed
- Enables you to drive over cables & hoses without causing them damage
- Manufactured from high strength natural rubber
- Yellow & black elements provides high visibility
- Protects cables/hoses with a dia. of up to 40mm

ONLY  
**£62.40**



Code	Colour	Size H x L x W mm	Each
279.28.720	Yellow	65 x 1200 x 215	<b>£62.40</b>
279.21.784	Black	65 x 1200 x 215	<b>£62.40</b>

**TRAFFIC LINE WHEEL STOP PARK IT**

- Easily & quickly installed
- Highly visible reflective markings
- Oil & heat resistant and UV stable
- Fixings included

FROM ONLY  
**£31.00**

**Traffic Line Wheel Stop - Black & Yellow**

Code	Size H x L x D mm	Each
284.25.388	100 x 550 x 150	<b>£31.00</b>
284.26.220	100 x 900 x 150	<b>£40.40</b>
284.21.568	100 x 1200 x 150	<b>£60.70</b>
284.26.285	100 x 1800 x 150	<b>£76.40</b>

**Traffic Line Wheel Stop - Black & White**

Code	Size H x L x D mm	Each
284.22.610	100 x 900 x 150	<b>£40.40</b>
284.26.766	100 x 1200 x 150	<b>£60.70</b>
284.27.586	100 x 1800 x 150	<b>£76.40</b>

**Traffic Line Wheel Stop - 2 x Component Resin Bases Adhesive (20kg)**

Code	Description	Each
284.25.975	20kg Resin (5kg bonding agent & 15kg Quartz Sand Activator)	<b>£119.40</b>



## BARRIERS

## TRAFFIC LINE CROWD BARRIER



- This innovative crowd barrier is manufactured in virgin high density polyethylene with no screws or rivets used in the assembly
- It is completely recyclable & will not rust, is remarkably durable & strong, ensuring a long productive life-cycle
- Lighter than traditional metal barriers it is easily handled & deployed on flat or uneven ground
- Easily stacked for storage due to 360° swivel feet
- Suitable for crowd control, festivals, events, queue control etc



Code	Size H x W x D mm	Each
230.31.607	1100 x 2000 x 50	£57.40

## TRAFFIC LINE BLOW MOULD BARRIERS

- Two piece & one-piece moulded cones with retro-reflective D2 sleeves
- The cellular construction of the D2 sleeve provides greater tear resistance
- See page 232 for Traffic Cone Belt Mounts



## INFORMATION

Moulded cones with highly durable retro-reflective D2 sleeves

FROM ONLY  
**£7.00**

Code	Description	Height mm	Each
350.15.478	TC1-50	500	£11.50
350.16.862	TC1-75	750	£16.50
350.17.100	TC1-100	1000	£20.50
350.18.349	TC2	460	£7.00
350.13.537	TC3 (sand weighted)	750	£12.80



350.18.349



350.13.537

## TRAFFIC LINE FLEXIBLE POST

- These posts have a knuckle joint at the base enabling them to return to a vertical position after being hit or run over
- Ideal for off-highway applications



Code	Height mm	Each
291.10.114	460	£19.60
291.12.496	760	£25.80
291.11.558	1000	£31.30
291.11.145	60 - Base	£7.40



## TRAFFIC LINE BLOW MOULD BARRIERS


- Manufactured in HDPE which is UV resistant
- Bright orange with red/white reflective panels which make them highly visible, day or night
- Can be connected to each other using a "hook & eye" system which makes them very adaptable for use on uneven ground
- Lightweight yet stable barriers which incorporate non-trip 360° swivel feet for compact storage & transportation
- Conforms to requirements of BS EN 8442 & reflectivity to BS EN 12899-1



Code	Size H x W x D mm	Each
230.27.647	1000 x 2000 x 50	£76.00

## EXTENDABLE TRELLIS BARRIER

- Strong steel, expanding trellis barriers which are very quickly deployed to highlight no go areas
- The units incorporate chain hooks & red reflective warning strips
- Foot depth of 500mm & overall height of 1000mm
- 340.11.363 - trellis bars are 25 x 4mm
- 340.12.455 - trellis bars are 40 x 5mm



340.11.363

340.12.455



Code	Description	Extended Width	Each
340.11.363	Flexi-Light Barrier	3600mm	£181.30
340.12.455	Flexi Barrier	4000mm	£372.90

ONLY  
**£76.00**





## TRAFFIC LINE - IMPACT PROTECTION

- Manufactured in flexible, age-resistant foam which is free from CFC's & silicones
- Ideal for interior or exterior use
- Simply cut to size on site with a knife or fine toothed saw
- Provide both visual warning & safety cushioning
- Protect protruding edges in your warehouse or goods in area
- UV resistant signal colours according to DIN 4844
- Temperature resistant from -40 °C to +90 °C
- Easy to install to dust & grease free surfaces
- Other colours / profiles available - *call for details*



FROM ONLY  
**£13.00**

## Edge Protection

Description	Colour	Length mm	Self Adhesive		Magnetic	
			Code	Each	Code	Each
Trapeze - 40/40	Yellow/Black	1000	422.14.275	<b>£28.90</b>	422.23.243	<b>£34.00</b>
Right Angle - 30/30	Yellow/Black	1000	422.17.559	<b>£27.20</b>	422.24.979	<b>£32.30</b>
Right Angle - 30/30	White	1000	422.15.712	<b>£27.20</b>	-	-
Right Angle - 60/60	Yellow/Black	1000	422.18.566	<b>£44.30</b>	422.25.253	<b>£49.40</b>
Right Angle - 60/60	Yellow/Black	1000	422.19.099	<b>£28.90</b>	422.20.276	<b>£34.00</b>
Semi Circular - 40/40	White	1000	422.15.039	<b>£32.10</b>	-	-

## Surface Protection

Description	Colour	Length mm	Self Adhesive		Magnetic	
			Code	Each	Code	Each
Trapeze - 40/40	Yellow/Black	1000	422.18.441	<b>£28.00</b>	422.26.582	<b>£34.00</b>
Semi Circular - 40/32	Yellow/Black	1000	422.13.249	<b>£28.00</b>	422.27.977	<b>£34.00</b>
Semi Circular - 40/32	White	1000	422.18.541	<b>£31.20</b>	-	-
Rectangle - 60/20	Yellow/Black	1000	422.19.912	<b>£38.10</b>	422.20.678	<b>£44.10</b>
Rectangle - 60/20	White	1000	422.18.163	<b>£41.20</b>	-	-

## Push-Fit Protection

Description	Colour	Length mm	Self Adhesive		Magnetic	
			Code	Each	Code	Each
Trapeze - 40/40/8	Yellow/Black	1000	422.13.264	<b>£26.60</b>	-	-
Trapeze - 40/80/8	Yellow/Black	1000	422.15.601	<b>£42.10</b>	-	-
Semi Circular - 40/40/8	Yellow/Black	1000	422.17.696	<b>£26.60</b>	-	-
Semi Circular - 40/40/8	White	1000	422.18.250	<b>£29.80</b>	-	-
Rectangle - 25/30/8	Yellow/Black	1000	422.26.168	<b>£28.40</b>	-	-


## Pipe Protection

Description	Colour	Length mm	Self Adhesive		Magnetic	
			Code	Each	Code	Each
40: for 30-50mm Pipes	Yellow/Black	1000	422.16.740	<b>£50.80</b>	422.21.293	<b>£55.90</b>
60: for 50-70mm Pipes	Yellow/Black	1000	422.17.049	<b>£54.70</b>	422.22.247	<b>£59.80</b>
85: for 70-100mm Pipes	Yellow/Black	1000	422.17.488	<b>£62.40</b>	422.20.581	<b>£67.50</b>


## Corner Edge Protection

Description	Colour	Length mm	Self Adhesive		Magnetic	
			Code	Each	Code	Each
Trapeze External Corner	Black	-	422.18.641	<b>£15.60</b>	-	-
Trapeze External Tri Corner	Black	-	422.16.525	<b>£14.30</b>	-	-
Trapeze Internal Corner	Black	-	422.18.012	<b>£14.20</b>	-	-
Semi Circular External Corner	Black	-	422.19.578	<b>£13.00</b>	-	-
Semi Circular External Corner	White	-	422.14.008	<b>£22.50</b>	-	-
Semi Circular External Tri Corner	Black	-	422.18.356	<b>£13.00</b>	-	-
Semi Circular External Tri Corner	White	-	422.17.487	<b>£16.10</b>	-	-
Semi Circular Internal Corner	Black	-	422.17.839	<b>£13.00</b>	-	-

## Edge Protection




## Surface Protection



## Push-fit Protection



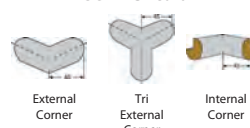
## Pipe Protection



## Corner Edge Protection Trapeze



## Corner Edge Protection Semi Circular





## BARRIERS

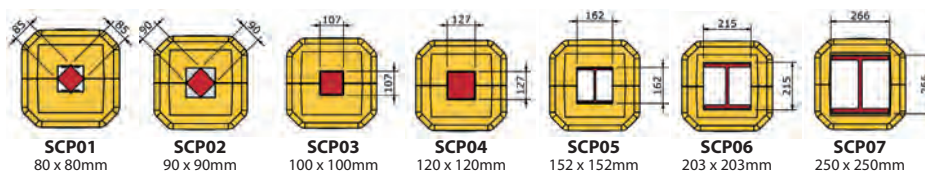
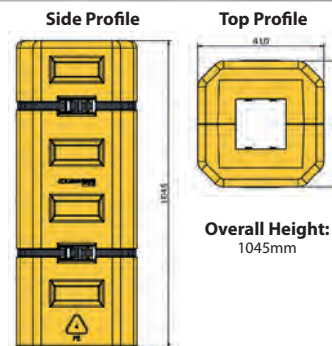


## POLYWRAP SPACESAVER COLUMN PROTECTORS

- These column protectors are quick and easy to install and are made from 100% recyclable polyethylene. They are ideal for protecting mezzanine columns without taking up valuable floor space. Available in a choice of 7 different sizes to suit columns 80 x 80mm up to 254 x 254mm
- Designed to save valuable space and protect columns
- 7 size options moulded to fit snug to your specific column size
- Recess feature to cover base plates and studs 320 x 320mm
- Ratchet security strapping
- Simple and quick to install - no mechanical fixing needed
- Suitable for external and internal use

## Still not sure?

Choose the right size column protector to suit your requirements, or if in doubt, contact the sales office and simply tell us what size columns you have and we will advise the correct option.



Code	Column Size to Fit - H x W mm	Each
SCP01	80 x 80	£282.45
SCP02	90 x 90	£282.45
SCP03	100 x 100	£282.45
SCP04	120 x 120	£313.95
SCP05	152 x 152	£313.95
SCP06	203 x 203	£345.45
SCP07	250 x 250	£376.95



## Optional 140mm High Steel Fork Impact Skirt

Code	Each
SCP/SK	£156.45

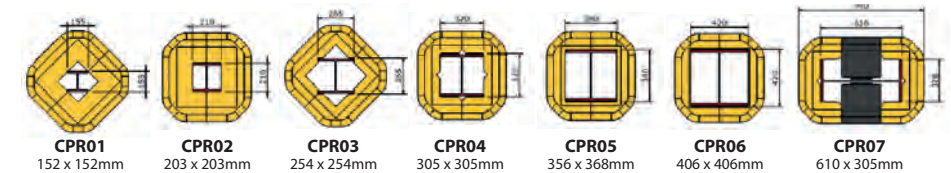
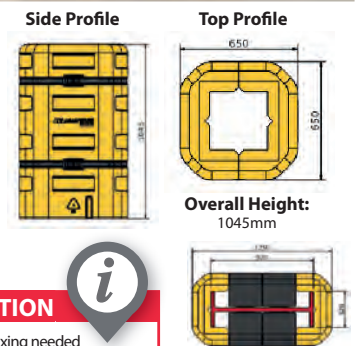


## POLYWRAP COLUMN PROTECTORS

- These tough & robust recyclable polyethylene column protectors are ideal for use when forklift trucks are being used. Available in a choice of 8 different sizes to suit columns 152 x 152mm up to 914 x 305mm
- Designed to fit a range of common structural steel columns
- 8 size options moulded to fit snug to your specific column size
- Recess feature to cover base plates and studs 500 x 500mm
- Ratchet security strapping
- Simple and quick to install - no mechanical fixing needed
- Suitable for external and internal use

## Still not sure?

Choose the right size column protector to suit your requirements, or if in doubt, contact the sales office and simply tell us what size columns you have and we will advise the correct option.

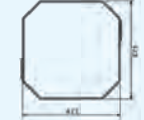


Code	Column Size to Fit - H x W mm	Each
CPR01	152 x 152	£334.95
CPR02	203 x 203	£366.45
CPR03	254 x 254	£397.95
CPR04	305 x 305	£429.45
CPR05	356 x 368	£460.95
CPR06	406 x 406	£492.45
CPR07	610 x 305	£586.95
CPR08	914 x 305	£775.95



## Optional 140mm High Steel Fork Impact Skirt

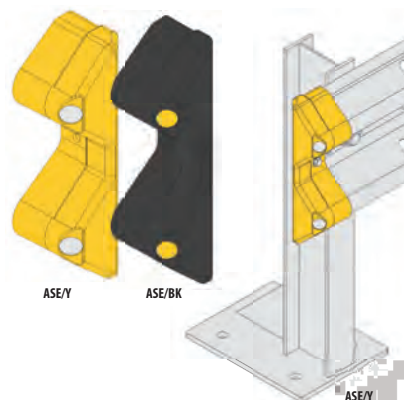
Code	Each
CPR/SK	£177.45





**ARMCO SAFETY ENDS**

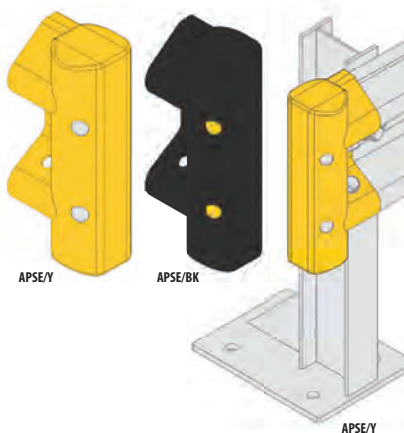
- Polymer moulded ends with single point fixing
- Ideal for covering razor sharp Armco cut ends that otherwise present safety issues
- Fitted with 2 diamond grade reflectors
- Simply & quick to install. Design to suit
- Armco 310 x 85mm corrugated rails



Code	Description	Each
ASE/Y	Yellow Armco Safety End	<b>£35.70</b>
ASE/BK	Black Armco Safety End	<b>£35.70</b>

**ARMCO PEDESTRIAN SAFETY ENDS**


- Provides a safe & visual termination to Armco rails
- Retrofit compatibility with all Armco terminals
- Quick & easy to install with 2 supplied bolts
- Fitted with diamond grade reflectors



Code	Description	Each
APSE/Y	Yellow Armco Pedestrian Safety End	<b>£40.95</b>
APSE/BK	Black Armco Pedestrian Safety End	<b>£40.95</b>

**ARMCO SAFETY CORNERS**


- Safety driven design & development to make your Armco barrier safer & visible to your
- MHE/PIT operators & HGV drivers
- Designed for fitment with a single Armco post, saving costs & install time



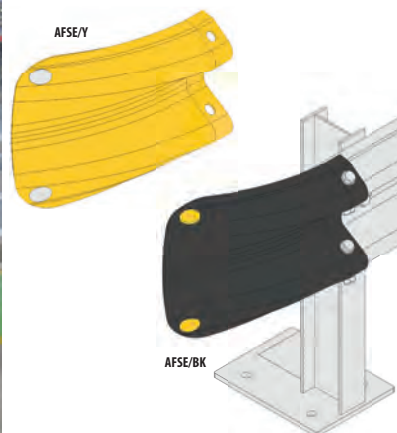
Colours available:



Code	Description	Each
ASCE90	External Corner - 90°	<b>£82.95</b>
ASCE135	External Corner - 135°	<b>£82.95</b>
ASCIN90	Internal Corner - 90°	<b>£82.95</b>
ASCIN135	Internal Corner - 135°	<b>£82.95</b>

**ARMCO FISHTAIL SAFETY ENDS**

- Provides a safe & visual termination to Armco rails
- Retrofit compatibility with all Armco terminals
- Flexible under impact - offers low damage to vehicles
- Fitted with diamond grade reflectors



Code	Description	Each
AFSE/Y	Yellow Armco Fishtail Safety End	<b>£51.45</b>
AFSE/BK	Black Armco Fishtail Safety End	<b>£51.45</b>






## BARRIERS


FROM ONLY  
**£83.95**

**INFORMATION**

Customer barrier options  
available - please see page 230

**ROPE BARRIERS**

- High quality polished stainless steel posts for a durable & aesthetic finish
- The ropes are manufactured from high quality polyester
- Ideal for where you need to channel traffic; hotels, airports, warehouses, offices, showrooms etc
- 4way connectivity

**Rope Barriers with Stainless Steel Posts**

Code	Description	Post Size H x W mm	Each
SPL11Z	Ball Head	987 x 320	<b>£83.95</b>
SPL21Z	Top Hat Head	935 x 320	<b>£87.40</b>

**Rope Barrier Ropes**

Code	Rope Colour	Belt Length mm	Each
SRL21R	Red	1500	<b>£36.00</b>
SRL22B	Blue	1500	<b>£36.00</b>
SRL25B	Black	1500	<b>£36.00</b>

**Wall Hook**


Code	Each
SHL01Z	<b>£16.25</b>

Rope & Wall Hook prices are applicable when ordering with the posts - order charges will apply if ordered on their own



**BELT BARRIERS**

- The retractable belt is manufactured from nylon
- Ideal for where you need to channel traffic; hotels, airports, warehouses, offices, showrooms etc
- 3 way connectivity
- Posts are available in a black coated finish or a high quality polished stainless steel finish for a durable & aesthetic finish
- Belt size: 50mm high & 2000mm length
- Belt mechanism incorporates a speed restriction function to prevent the belt retracting too quickly

**Belt Barriers with Stainless Steel Posts**

Code	Belt Colour	Post Size H x W mm	Each
RPLS1R	Red	930 x 350	£94.65
RPLS2B	Blue	930 x 350	£94.65
RPLS3B	Black	930 x 350	£94.65
RRLS9P	Receiving End Post	930 x 350	£85.85

**Belt Barriers with Black Posts**

Code	Belt Colour	Post Size H x W mm	Each
RPLB4R	Red	930 x 350	£95.35
RPLB5B	Blue	930 x 350	£95.35
RPLB6B	Black	930 x 350	£95.35
RPLB8P	Receiving End Post	930 x 350	£85.25

**Double Belt Barrier with Stainless Steel Post**

Code	Belt Colour	Post Size H x W mm	Each
RDL57B	Blue	985 x 320	£136.25


**Wall Mounted Belt Barrier**

Code	Belt Colour	Post Size H x W mm	Each
RWLS9B	Blue	-	£43.70

**Sign Board**

Code	Belt Colour	Size H x W mm	Each
RSL58Z	-	370 x 205	£62.95

Sign Board price is applicable when ordering with the posts - order charges will apply if ordered on their own



FROM ONLY  
**£94.65**



3 x RPLS1R



## BARRIERS



## 'OBEX BARRIERS'® PREMIUM SAFETY BELT BARRIERS

- Ideal for restricting access to temporary work areas
- Solid, cast iron base for extra strength & durability
- Extra long belt of 10.6 metres
- 4 way connectivity

## INFORMATION

Huge belt length of 10.6M

## INFORMATION

Solid cast iron base for extra strength and stability for the post

**OBEX®**  
Barriers

 FROM ONLY  
**£129.90**


Code	Belt Design	Post Colours	Belt Length	Belt Depth	Post Size H x W mm	Each 2+
PSBB10CH	Chevron	Black, Yellow, Red or Orange	10,600mm	50mm	1015 x 355	<b>£129.90</b>
PSBB10ME	Messaged	Black, Yellow, Red or Orange	10,600mm	50mm	1015 x 355	<b>£168.75</b>

## CHEVRON BELT OPTIONS



please specify when ordering

## MESSAGED BELT OPTIONS

CLEANING IN PROGRESS

CAUTION-DO NOT ENTER

DANGER-FORKLIFT TRUCKS

DANGER-KEEP OUT

AUTHORIZED ACCESS ONLY

DANGER-KEEP OUT

AUTHORIZED ACCESS ONLY

NO ENTRY

Available with the messages listed above  
- please specify when ordering

## 'OBEX BARRIERS'® CUSTOMISATION OPTIONS

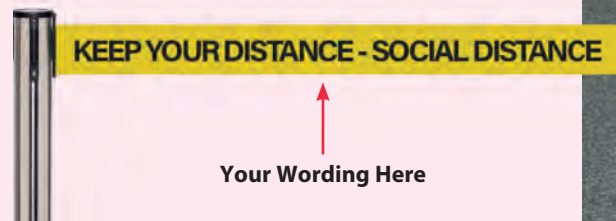

Your barriers are prime advertising space as they are positioned in the most trafficked location in any public facility, the customer queue! Not only can belts be custom printed but every element of our barrier can be customised to create bold advertising or safety message or to blend the queue with building decor. Contact us with your requirements for a no obligation quote

**OBEX®**  
Barriers

## INFORMATION

Customise your barriers to create bold advertising or message

## Some Customisation Ideas:



Barriers can be supplied in single units. Additional small order charge will be applied - call for details





# OBEX<sup>®</sup>


## Barriers

FROM ONLY  
**£57.55**



### INFORMATION

Steel base with heavy duty ring gives greater stability for the post



4 way connectivity with belt locking mechanism



Steel Base

**AUTHORISED ACCESS ONLY**

### CHEVRON BELT OPTIONS



*please specify when ordering*

### MESSAGED BELT OPTIONS

**CLEANING IN PROGRESS**

**CAUTION-DO NOT ENTER**

**DANGER-FORKLIFT TRUCKS**

**DANGER-KEEP OUT**

**AUTHORIZED ACCESS ONLY**

**DANGER-KEEP OUT**

**AUTHORIZED ACCESS ONLY**

**NO ENTRY**

*Available with the messages listed above  
- please specify when ordering*

### 'OBEX BARRIERS'® SAFETY BELT BARRIERS

- Ideal for restricting access to temporary work areas
- Heavy duty rubber ring provides full contact around the circumference of the base
- 4 way connectivity



#### Safety Belt Barriers with Single Belt

Code	Belt Design	Post Colours	Belt Length	Belt Depth	Post Size H x W mm	Each 2+
SBBS34CH	Chevron	Yellow, Red or Orange	3400mm	50mm	1015 x 355	<b>£57.55</b>
SBBS34ME	Messaged	Yellow, Red or Orange	3400mm	50mm	1015 x 355	<b>£68.15</b>

#### Safety Belt Barriers with Twin Belt

Code	Belt Design	Post Colours	Belt Length	Belt Depth	Post Size H x W mm	Each 2+
SBBST34CH	Chevron	Yellow or Red	3400mm	50mm	1015 x 355	<b>£77.00</b>
SBBT34ME	Messaged	Yellow or Red	3400mm	50mm	1015 x 355	<b>£98.15</b>

Barriers can be supplied in single units. Additional small order charge will be applied - call for details



SBBS34CH

SBBS34ME

## BARRIERS



## INFORMATION

Huge belt length of 10.6M

FROM ONLY  
**£129.<sup>90</sup>**

'OBEX BARRIERS'<sup>®</sup> PREMIUM WEATHERPROOF BELT BARRIERS

- Tough, portable barrier ideal for creating outdoor waiting lines or restricting access to temporary work areas
- With a recycled rubber base & powder coated stainless steel post, designed for outdoor use
- Base features convenient carry handles & is tough enough to drive over
- Designed for creating long run barriers



Recycled Rubber Base



Fitted with unique locking device that locks the belt mechanism. This fixes the belt in place at the desired length and eliminates belt sagging

## CHEVRON BELT OPTIONS



please specify when ordering

## MESSAGED BELT OPTIONS

CLEANING IN PROGRESS

CAUTION-DO NOT ENTER

DANGER-FORKLIFT TRUCKS

DANGER-KEEP OUT

AUTHORIZED ACCESS ONLY

DANGER-KEEP OUT

AUTHORIZED ACCESS ONLY

NO ENTRY

Available with the messages listed above  
- please specify when ordering

Code	Belt Design	Post Colours	Belt Length	Belt Depth	Post Size H x W mm	Each 2+
WMS106CH	Chevron	Black, Yellow, Red or Orange	10,600mm	50mm	1015 x 480	<b>£129.90</b>
WMS106ME	Messaged	Black, Yellow, Red or Orange	10,600mm	50mm	1015 x 480	<b>£168.75</b>

'OBEX BARRIERS'<sup>®</sup> WALL MOUNTED BELT BARRIERS

- Manufactured with a steel housing
- Heavy duty nylon construction means the belt won't fray or break even in the toughest conditions
- Ideal for hallways, doors, factories, warehouses & much more

## CHEVRON BELT OPTIONS



please specify when ordering

## MESSAGED BELT OPTIONS

CLEANING IN PROGRESS

CAUTION-DO NOT ENTER

DANGER-FORKLIFT TRUCKS

DANGER-KEEP OUT

AUTHORIZED ACCESS ONLY

DANGER-KEEP OUT

AUTHORIZED ACCESS ONLY

NO ENTRY

Available with the messages listed above  
- please specify when ordering

FROM ONLY  
**£42.<sup>60</sup>**



Code	Belt Design	Housing Colours	Belt Length	Belt Depth	Size H x W x D mm	Each 2+
WMBB23CH	Chevron	Polished Chrome, Black, Yellow or Red	2300mm	50mm	120 x 114 x 90	<b>£42.60</b>
WMBB23ME	Messaged	Polished Chrome, Black, Yellow or Red	2300mm	50mm	120 x 114 x 90	<b>£44.35</b>
WMBB30CH	Chevron	Polished Chrome, Black, Yellow or Red	3000mm	50mm	120 x 114 x 90	<b>£51.40</b>
WMBB30ME	Messaged	Polished Chrome, Black, Yellow or Red	3000mm	50mm	120 x 114 x 90	<b>£54.95</b>
WMBB39CH	Chevron	Polished Chrome, Black, Yellow or Red	3900mm	50mm	130 x 114 x 100	<b>£46.10</b>
WMBB39ME	Messaged	Polished Chrome, Black, Yellow or Red	3900mm	50mm	130 x 114 x 100	<b>£49.65</b>
WMBB46CH	Chevron	Polished Chrome, Black, Yellow or Red	4600mm	50mm	130 x 114 x 100	<b>£61.95</b>
WMBB46ME	Messaged	Polished Chrome, Black, Yellow or Red	4600mm	50mm	130 x 114 x 100	<b>£69.05</b>

Barriers can be supplied in single units. Additional small order charge will be applied - call for details





### 'OBEX BARRIERS'® WEATHERPROOF BELT BARRIERS

- Tough, portable barrier ideal for creating outdoor waiting lines or restricting access to temporary work areas
- With a recycled rubber base & powder coated stainless steel post, designed for outdoor use
- Base features convenient carry handles & is tough enough to drive over



#### Weatherproof Belt Barriers with Single Belt

Code	Belt Design	Post Colours	Belt Length	Belt Depth	Post Size H x W mm	Each 2+
WMS34CH	Chevron	Black, Yellow, Red or Orange	3400mm	50mm	1015 x 480	£69.05
WMS34ME	Messaged	Black, Yellow, Red or Orange	3400mm	50mm	1015 x 480	£95.50
WMS49CH	Chevron	Black, Yellow, Red or Orange	4900mm	50mm	1015 x 480	£79.60
WMS49ME	Messaged	Black, Yellow, Red or Orange	4900mm	50mm	1015 x 480	£115.85

#### Weatherproof Belt Barriers with Twin Belt

Code	Belt Design	Post Colours	Belt Length	Belt Depth	Post Size H x W mm	Each 2+
WMT34CH	Chevron	Black, Yellow, Red or Orange	3400mm	50mm	1015 x 480	£95.50
WMT34ME	Messaged	Black, Yellow, Red or Orange	3400mm	50mm	1015 x 480	£130.80
WMT49CH	Chevron	Black, Yellow, Red or Orange	4900mm	50mm	1015 x 480	£116.70
WMT49ME	Messaged	Black, Yellow, Red or Orange	4900mm	50mm	1015 x 480	£171.40

Barriers can be supplied in single units. Additional small order charge will be applied - call for details



FROM ONLY  
**£69.05**



Recycled Rubber Base

#### CHEVRON BELT OPTIONS



*please specify when ordering*

#### MESSAGED BELT OPTIONS

**CLEANING IN PROGRESS**

**CAUTION-DO NOT ENTER**

**DANGER-FORKLIFT TRUCKS**

**DANGER-KEEP OUT**

**AUTHORIZED ACCESS ONLY**

**DANGER-KEEP OUT**

**AUTHORIZED ACCESS ONLY**

**NO ENTRY**

*Available with the messages listed above  
- please specify when ordering*



## BARRIERS

## GUARDA LIGHTWEIGHT CHAIN POSTS

- For quick & easy cordoning off space in warehouses etc
- Available in a choice of 3 base styles:
  - Triangular plastic base filled with concrete for outdoor use
  - Square hard rubber base
  - Round plastic hollow base to be filled with sand, water etc



## Individual Guarda Chain Posts &amp; Bases

Code	Version	Colour	Height	Base Size	Each
175.13.895	Triangular Plastic Base - concrete filled	Red & White	870mm	300 SL	<b>£10.10</b>
175.14.011	Triangular Plastic Base - concrete filled	Black & Yellow	870mm	300 SL	<b>£10.10</b>
175.19.222	Square Hard Rubber Base	Red & White	870mm	265 x 265	<b>£14.30</b>
175.16.601	Square Hard Rubber Base	Black & Yellow	870mm	265 x 265	<b>£14.30</b>
175.16.320	Round Plastic Hollow Base	Red & White	870mm	300 dia.	<b>£12.20</b>
175.18.711	Round Plastic Hollow Base	Black & Yellow	870mm	300 dia.	<b>£12.20</b>

## Set of 6 Guarda Chain Posts &amp; Bases (10M chain, 10 connecting links &amp; 10 hooks)

Code	Description	Each
212.10.805	6mm Polyethylene Chain - Red & White - 25M length	<b>£32.50</b>
212.13.380	6mm Polyethylene Chain - Black & Yellow - 25M length	<b>£32.50</b>

## Set of 6 Guarda Chain Posts &amp; Bases (10M chain, 10 connecting links &amp; 10 hooks)

Code	Version	Colour	Height	Base Size	Each
175.16.146	Triangular Plastic Base - concrete filled	Red & White	870mm	300 SL	<b>£73.30</b>
175.13.735	Triangular Plastic Base - concrete filled	Black & Yellow	870mm	300 SL	<b>£73.30</b>
175.19.176	Square Hard Rubber Base	Red & White	870mm	265 x 265	<b>£97.50</b>
175.17.668	Square Hard Rubber Base	Black & Yellow	870mm	265 x 265	<b>£97.50</b>
175.15.850	Round Plastic Hollow Base	Red & White	870mm	300 dia.	<b>£85.50</b>
175.17.247	Round Plastic Hollow Base	Black & Yellow	870mm	300 dia.	<b>£85.50</b>

## WALL MOUNTED BELT CARTRIDGES

- For entrances, doorways, stairs etc
- Easy to fix bracket with black cartridge
- Self tensioning to prevent belt sagging



## Wall Mounted Belt Cartridges - Wall Mounted

Code	Belt Colour	Belt Length	Each
179.18.124	Black & Yellow	3000mm	<b>£109.80</b>
179.23.024	Black & Yellow	4000mm	<b>£136.40</b>
179.13.738	Red & White	3000mm	<b>£109.80</b>
179.23.085	Red & White	4000mm	<b>£136.40</b>

## Wall Mounted Belt Cartridges - Wall Mounted Magnetic

Code	Belt Colour	Belt Length	Each
179.18.124	Black & Yellow	3000mm	<b>£109.80</b>
179.23.024	Black & Yellow	4000mm	<b>£136.40</b>
179.13.738	Red & White	3000mm	<b>£109.80</b>
179.23.085	Red & White	4000mm	<b>£136.40</b>



## TRAFFIC LINE BELT POSTS

- Flexible system providing demarcation of public areas from traffic routes
- Powder coated aluminium posts
- Moulded bases with reflective disks
- Secure 4 point fixing for permanent installation (*fixings not included*)
- Self-tensioning belts with retraction feature
- Overall height: 985mm
- Post diameter: 60mm

FROM ONLY  
**£212.50**



Post Colour	Belt Colour	3000mm Belt Length		4000mm Belt Length	
		Code	Each	Code	Each
Yellow	Black & Yellow	179.14.759	<b>£212.50</b>	179.22.511	<b>£236.30</b>
Yellow	Yellow	179.17.353	<b>£212.50</b>	179.26.335	<b>£236.30</b>
Red	Red & White	179.19.970	<b>£212.50</b>	179.28.338	<b>£236.30</b>
Red	Red	179.15.362	<b>£212.50</b>	179.24.575	<b>£236.30</b>
Wall Clip				179.16.000	<b>£13.80</b>
Belt Link				179.17.430	<b>£7.90</b>





## INDOOR MIRRORS

- Help reduce accidents & injuries by eliminating blind spots
- Convex mirrors which are ideal for indoor use
- High visibility orange casing with impact resistant mirror
- Complete with wall/flat surface bracket & fixings




FROM ONLY  
**£44.05**



Code	Description	Visibility Distance	Each
TMN600Z	600mm Dia.	approx. 11 metres	<b>£44.05</b>
TMN800Z	800mm Dia.	approx. 15 metres	<b>£62.75</b>

## TRAFFIC MIRRORS WITH HOODS

- Help reduce accidents & injuries by eliminating blind spots
- Convex traffic mirrors which are ideal for outdoor use
- High visibility orange casing with impact resistant mirror
- Complete with hood for weather protection to help reduce sun glare
- Complete with brackets & fixings to fix the mirrors on to a 50mm (2") dia. post



FROM ONLY  
**£41.80**



Code	Description	Visibility Distance	Each
TMH45Z	450mm Dia.	approx. 5 metres	<b>£41.80</b>
TMH60Z	600mm Dia.	approx. 11 metres	<b>£46.65</b>

## PREMIUM REFLECTIVE TRAFFIC MIRRORS

- Help reduce accidents & injuries by eliminating blind spots
- Convex traffic mirrors which are ideal for outdoor use
- Durable casing with reflective strips & with impact resistant mirror
- Complete with brackets & fixings to fix the mirrors to a post or a wall/flat surface. These mirrors are adjustable for post sizes from 50 to 76mm (2" to 3") dia.

Complete with brackets & fixings to mount the mirrors on a wall/flat surface or post



FROM ONLY  
**£103.20**



## Rectangular Traffic Mirrors with Reflective Edges

Code	Description	Visibility Distance	Each
TMR6040Z	600 x 400mm	approx. 15 metres	<b>£103.20</b>
TMR8060Z	800 x 600mm	approx. 15 metres	<b>£166.60</b>

## Circular Traffic Mirrors with Reflective Edges

Code	Description	Visibility Distance	Each
TMRC60Z	600mm Dia.	approx. 15 metres	<b>£110.20</b>
TMRC80Z	800mm Dia.	approx. 15 metres	<b>£179.85</b>



## BIKE RACKS



## WALL MOUNTED BIKE RACK

- Swivels up to 180°
- Compact & flexible design
- Suitable for tyre width: 50mm
- Manufactured in galvanised steel with round tube wheel locators



Code	Stores	Size H x W x D mm	Each
169.17.113	1 Bike	335 x 90 x 285	£22.20



## 3/4/5 BIKE RACKS

- Suitable for tyre width: 40mm
- Manufactured in galvanised steel with round tube wheel locators



Code	Stores	Size H x W x D mm	Each
169.28.632	3 Bikes	255 x 725 x 330	£53.80
169.15.334	4 Bikes	255 x 1180 x 330	£64.10
169.19.382	5 Bikes	255 x 1340 x 330	£76.10



## SHEFFIELD STYLE BIKE RACKS

- Economic, durable & effective bike storage
- Manufactured in mild steel galvanised
- 48mm dia. x 2.5mm gauge steel tube




Code	Description	Size H x W mm (above ground)	Each
169.88.041	Surface Fixing	850 x 750	£85.30
169.88.045	Sub-surface Fixing	Fixing Plates - 70 x 160 x 5	£70.30

## LO-HOOP BIKE RACK

- Suitable for tyre width: 55mm
- Strong hot dip galvanised steel construction
- Accessible from both sides

FROM ONLY  
**£67.40**



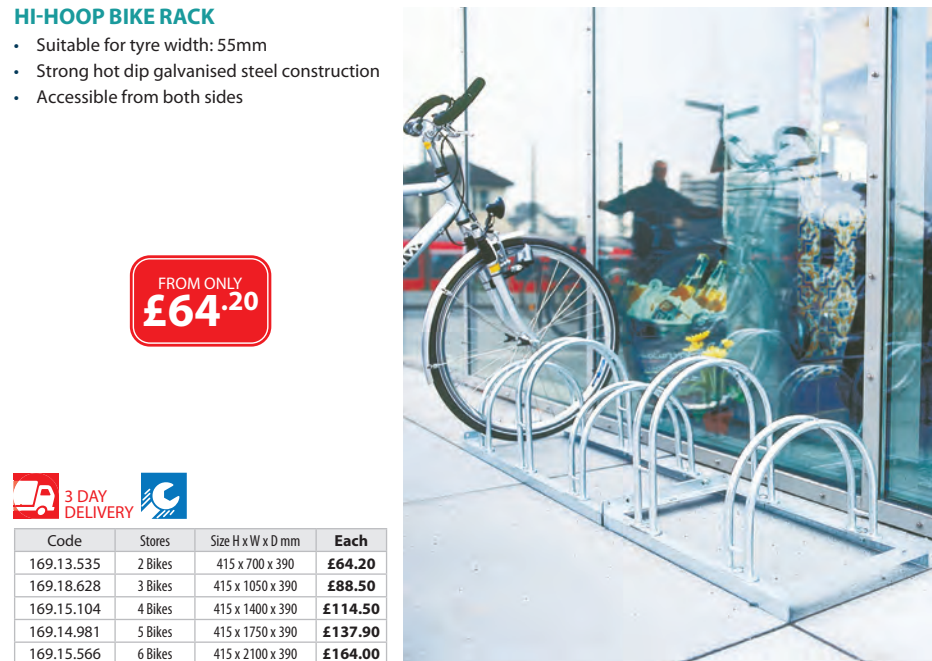
Code	Stores	Size H x W x D mm	Each
169.19.379	2 Bikes	415 x 700 x 550	£67.40
169.17.164	3 Bikes	415 x 1050 x 550	£93.50
169.14.842	4 Bikes	415 x 1400 x 550	£125.50
169.13.432	5 Bikes	415 x 1750 x 550	£149.20
169.13.416	6 Bikes	415 x 2100 x 550	£172.50



## HI-HOOP BIKE RACK

- Suitable for tyre width: 55mm
- Strong hot dip galvanised steel construction
- Accessible from both sides

FROM ONLY  
**£64.20**



Code	Stores	Size H x W x D mm	Each
169.13.535	2 Bikes	415 x 700 x 390	£64.20
169.18.628	3 Bikes	415 x 1050 x 390	£88.50
169.15.104	4 Bikes	415 x 1400 x 390	£114.50
169.14.981	5 Bikes	415 x 1750 x 390	£137.90
169.15.566	6 Bikes	415 x 2100 x 390	£164.00



## CYCLE SHELTERS

- Can fit up to 7 bikes
- Constructed from heavy gauge steel framework of bolted components
- Staggered storage to prevent handle contact
- On-site construction available - *call for details*
- BCS03Z - galvanised side panels & PVC roof with drainage gutters to protect the bikes and frame is powder coated blue
- BCS07Z - fitted with triple wall polycarbonate roof & side panels to protect the bikes and frame is powder coated green



## INFORMATION

Complete with staggered cycle rack which gives bike storage whilst preventing handle contact



3 YEAR  
GUARANTEE

## Cycle Shelter with Galvanised Side Panels &amp; PVC Roof

Code	Size H x W x D mm	Each
BCS03Z	2230 x 2480 x 2600	£3169.70

## Cycle Shelter with Polycarbonate Side Panels &amp; Roof

Code	Size H x W x D mm	Each
BCS07Z	2230 x 2430 x 2580	£3568.65

N.B. Appropriate facilities will be required to unload these units on delivery



FROM ONLY  
**£3169.70**



## SMOKING &amp; WHEELED BIN SHELTERS



FROM ONLY  
**£1404.65**

**INFORMATION**

Ideal for use with the  
Bike racks shown on page 236

**DUDLEY CYCLE SHELTERS**

- Available with a perspex roof and optional end panels in a galvanised finish or a galvanised with a powder coated finish
- Leg frames can either be bolted to the floor or grouted into the ground
- Initial shelters can be linked side by side to form longer runs
- Adjustable feet for on-site positioning
- Supplied with a 4mm PETG perspex roof
- Powder coated finish in 5 colours; jet black, pine green, traffic blue, red or light grey - *please specify when ordering.*



Colours available:



Description	Size H x W x D mm	Galvanised		Galvanised & Powder Coated	
		Code	Each	Code	Each
Without Perspex End Panel	2230 x 2000 x 2150	SCDUD2020VXX	<b>£1404.65</b>	SCDUD2020J	<b>£1585.35</b>
Without Perspex End Panel	2230 x 4000 x 2150	SCDUD4020VXX	<b>£1686.55</b>	SCDUD4020J	<b>£1897.35</b>
With Perspex End Panel	2230 x 2000 x 2150	SCDUD2020VPX	<b>£1705.80</b>	SCDUD2020P	<b>£1886.50</b>
With Perspex End Panel	2230 x 4000 x 2150	SCDUD4020VPX	<b>£1987.70</b>	SCDUD4020P	<b>£2198.50</b>

N.B. Appropriate facilities will be required to unload these units on delivery



**SMOKING CANOPY**

- This shelter provides cover for up to 3 smokers
- Clear polycarbonate roof provides up to 97% UV protection
- Simply bolts to a suitable wall (fixings not included)
- Site survey and erection service available - call for details



Code	Size H x W x D mm	Each
SS102011WM2	1100 x 2000 x 1000	<b>£686.50</b>

**PERCH SEAT**

- Suitable for use with these Smoking Shelters and Canopies



Code	Size H x W x D mm	Each
SSPAPSETZLXX	900 x 1150 x 300	<b>£216.20</b>

**PREMIER SMOKING SHELTERS**

- Adjustable feet for on-site positioning
- More than 50% open area to allow rapid dispersal of fumes
- Parabolts for surface mounting to 250mm thick concrete for stability

**Premier Smoking Shelter with Perforated Steel Sides**

Code	Size H x W x D mm	Each
SS223021P	2270 x 3000 x 2100	<b>£3940.65</b>

**Premier Smoking Shelter with Perspex Sides**

Code	Size H x W x D mm	Each
SS223021X	2270 x 3000 x 2100	<b>£4292.65</b>



## SMOKING SHELTERS



## WALL MOUNTED SMOKING SHELTER

- Aesthetically pleasing design
- On site construction available - ask for details
- Complies to Smoking Regulations 2007
- Box section construction which makes the unit exceptionally sturdy & durable
- The roof is made up of 16mm thick triple wall polycarbonate sheet & front capping of 1mm galvanised sheet steel
- The unit comes with two upright supports & additional option of fill in end panels clad with 16mm triple wall polycarbonate sheeting
- The unit needs to be securely bolted to the wall & floor (not supplied)



## Wall Mounted Smoking Shelter

Code	Size H x W x D mm	Each
BSSW6Z	2250 x 2440 x 1100	<b>£952.95</b>

## Optional Single Side Panel

Code	Size H x W x D mm	Each
BSSP7Z	1085 x 1220 x 80	<b>£334.45</b>

N.B. Appropriate facilities will be required to unload these units on delivery

ONLY  
**£3692.55**

## SMOKING SHELTERS

- Polycarbonate panels provide high impact strength, *200 TIMES STRONGER THAN GLASS*
- Fire resistant
- On site construction available - ask for details
- A modern & versatile shelter featuring a curved roof & drainage gutters on a firm & heavy gauge steel skeletal framework of bolted components
- PVC roof & 16mm triple wall polycarbonate side panels
- This unit is ideal for keeping smokers in a covered & designated smoking area



## Smoking Shelter

Code	Size H x W x D mm	Each
BSS27Z	2230 x 2580 x 2430	<b>£3692.55</b>



## Optional Perch Seat - factory fitted

Code	Size W x D mm	Each
BSOS7Z	2580 x 300	<b>£322.00</b>

N.B. Appropriate facilities will be required to unload these units on delivery





These units are supplied complete with 2 braces which fit securely over the bottom leg brace. This allows you to place six 600 x 600 paving slabs (not supplied) directly on top to secure the unit in place. This also gives a neat finish & firm standing area



These units are complete with 2 braces which fit securely over the bottom leg brace. This allows you to place six 600 x 600 paving slabs (not supplied) directly on top to secure the unit in place. This also gives a neat finish & firm standing area

### SMOKING & WHEELED BIN SHELTERS

- No fixing required - simply secure these units by using six 600 x 600mm paving slabs (not supplied)
- Fabricated from robust heavy duty box section
- Complemented by tri wall fluted plastic side panels & a galvanised sheet steel roof

#### Smoking Shelter

Code	Size H x W x D mm	Each
BSS204	2040 x 1980 x 1250	£1084.20

#### Wheeled Bin Shelter

Code	Size H x W x D mm	Each
BWS204	2040 x 1980 x 1250	£1084.20



N.B. Appropriate facilities will be required to unload these units on delivery

### SMOKING SHELTERS

- No fixing required - simply secure these units by using six 600 x 600mm paving slabs (not supplied)
- Fabricated from robust heavy duty box section
- Powder coated punched steel side & back panels with a galvanised sheet steel roof

Code	Size H x W x D mm	Each
BSS208	2040 x 1980 x 1250	£1084.20

#### Smoking Shelter with Punched Steel Sides & Back Panel

Code	Size H x W x D mm	Each
BSS209	2040 x 1980 x 1250	£1338.85

N.B. Appropriate facilities will be required to unload these units on delivery



## LAUNDRY &amp; JANITORIAL TROLLEYS

## FOLDING LAUNDRY TROLLEY

- Strong plastic frame & removable PVC sack
- Base frame to support the sack
- Mobile on 4 x 75mm swivel rubber castors



ONLY  
**£104.<sup>75</sup>**



Code	Size H x W x D mm	Each
HI513Y	950 x 660 x 710	<b>£104.75</b>

## LAUNDRY TROLLEYS

- Chrome plated steel tubular frame with a strong, removable canvas sack (base frame for support)
- HI552Y canvas sack includes a drawstring - ideal for transportation
- Mobile on 4 x 75mm swivel non-marking rubber castors
- Model HI552Y folds for compact storage



FROM ONLY  
**£126.<sup>60</sup>**



Code	Description	Size H x W x D mm	Folded Size H x W x D mm	Each
HI551Y	Rectangular Model	880 x 920 x 560	-	<b>£161.10</b>
HI552Y	Folding X Type Model	1030 x 685 x 590	1200 x 590 x 380	<b>£126.60</b>

## DEEP TRAY TROLLEYS

- Strong polyethylene moulded trolleys with 70mm deep trays
- Non-conductive & resistant to most substances
- GI627L - clearance between shelves: 660mm
- GI637L - clearance between shelves: 305mm
- Mobile on 4 swivel 100mm castors, 2 with brakes



FROM ONLY  
**£169.<sup>20</sup>**



Code	No of Trays	Size H x W x D mm	Each
GI627L	2	980 x 610 x 460	<b>£169.20</b>
GI637L	3	1000 x 610 x 460	<b>£214.55</b>

## PROPLAZ® PLUS DEEP TRAY TROLLEYS

- High quality black plastic shelves and anodised aluminium uprights
- Lightweight and easy to clean
- Tray depth of 100mm
- HIT32Y - complete with buckets which attach to the top shelf.  
Bucket sizes are: 200H x 350W x 240Dmm & 470H x 350W x 240Dmm



FROM ONLY  
**£154.<sup>60</sup>**

**ProPlaz® Plus**



Code	Description	Size L x W x H mm	Size between Shelves	Each
HIT29Y	Two Tray Trolley	870 x 490 x 990	553mm	<b>£154.60</b>
HIT31Y	Three Tray Trolley	870 x 490 x 1050	275 / 275mm	<b>£184.55</b>
HIT32Y	Three Tray Trolley (top flat shelf & 2 storage trays) - c/w 2 x Buckets	1100 x 490 x 1030	275 / 275mm	<b>£213.80</b>



## SHELF TROLLEY

- Clearance between shelves: 280mm
- Complete with aluminium uprights
- 25mm lip on 3 sides & a 5mm rim on 1 side
- Mobile on 4 swivel 75mm 'quietcastors'
- Available with optional buckets which must be ordered at the same time as the trolley

\*HI004Z price is applicable when ordering with the HI424Y. Order charges will apply if ordered on their own

ONLY  
**£119.40**



HI424Y &amp; HI004Z

Code	Description	Size H x W x D mm	Each
HI424Y	3 Shelf Trolley	910 x 850 x 420	<b>£119.40</b>
HI004Z	Optional Buckets	172 x 332 x 232 & 562 x 336 x 236	<b>£41.90*</b>

## COLLECTOR TROLLEY

- Complete with 3 x 30L plastic containers & 2 x 14L bins, all removable
- 2 x 14L bins are suitable for light duty use (max capacity of 5kg per bin)
- Mobile on 4 x swivel castors - 2 with brakes

ONLY  
**£177.60**



Code	Size H x W x D mm	Each
GIC816	925 x 776 x 455	<b>£177.60</b>

## JANITORIAL CLEANING TROLLEY

- Made from durable plastic
- Mobile on 2 x 200mm wheels at the back & 2 x 75mm swivel castors at the front
- Complete with a removable, strong PVC sack
- Shelf heights of 580 & 970mm

FROM ONLY  
**£104.90**



HI328Y Bag Lid



HI308Y

Code	Description	Size H x W x D mm	Each
HI308Y	Janitorial Trolley	972 x 1140 x 500	<b>£104.90</b>
HI328Y	Janitorial Trolley with Bag Lid	972 x 1140 x 500	<b>£111.65</b>



## SHELF TROLLEY

- Removable polypropylene containers
- Push/pull handle & 2 fixed & 2 swivel 125mm rubber castors make the units manoeuvrable

FROM ONLY  
**£362.70**



PC108Y

Code	Capacity	Size H x W x D mm	Internal Size H x W x D mm	Each
PC108Y	250L	800 x 1170 x 720	590 x 900 x 630	<b>£362.70</b>
PC109Y	350L	810 x 1400 x 770	1130 x 680 x 600	<b>£417.90</b>

## TILT TRUCKS

- Easy tilt polypropylene trucks
- Push/pull handle & 2 fixed 230mm rubber wheels & 2 swivel 100mm polypropylene castors which make the units extremely manoeuvrable



PCN95Y



Code	Description	Capacity	Size H x W x D mm	Each
PCN92Y	Without Lid	450L/250kg	925 x 1180 x 780	<b>£401.70</b>
PCN95Y	With Lid	450L/250kg	955 x 1180 x 780	<b>£473.65</b>



PCN95Y



PCN95Y with the lid removed for tipping

FROM ONLY  
**£401.70**

SITE SAFETY  
& PREMISES

## WASTE MANAGEMENT



## RECYCLING SACK HOLDERS

- Complete with graphic sign & 5 coloured bags
- No lid, wheels or pedals
- For use with 80 to 90L bags

FROM ONLY  
**£79.05**



Code	Description	Each 1 to 4	Each 5+
SHRBGW	Black - General Waste	£84.80	£79.05
SHRBPA	Blue - Paper	£84.80	£79.05

Code	Description	Each 1 to 4	Each 5+
SHRGMR	Green - Mixed Recycling	£84.80	£79.05
SHRRPL	Red - Plastics	£84.80	£79.05
SHRYAC	Yellow - Aluminium Cans	£84.80	£79.05

## PEDAL BINS

- Fitted with plastic bin liners



PB020Z



PB012Z

FROM ONLY  
**£14.65**



Cap. Litres	Size H x Dia. mm	White Body			Stainless Steel Body		
		Code	Each 1 to 4	Each 5+	Code	Each 1 to 4	Each 5+
3	270 x 167	PB003Z	£21.35	£14.65	PBSS003Z	£21.35	£14.65
12	400 x 248	PB012Z	£38.40	£31.70	PBSS012Z	£38.40	£31.70
20	445 x 292	PB020Z	£45.90	£37.15	PBSS020Z	£45.90	£37.15
30	640 x 292	PB030Z	£58.35	£51.65	PBSS030Z	£58.35	£51.65

## CLEAR RECYCLING BINS - SET OF 5

- All plastic construction
- Clear body allows for easy identification of waste helping to prevent cross contamination of waste
- 6 lid colour/sticker options to choose from - please specify when ordering:
  - Black Lid - Circular Aperture - General Waste Graphic
  - Blue Lid - Paper Slot Aperture - Paper Graphic
  - Green Lid - Circular Aperture - Food Waste Graphic
  - Grey Lid - Circular Aperture - Cans Graphic
  - Lime Green Lid - Circular Aperture - Mixed Recycling Graphic
  - Red Lid - Circular Aperture - Plastics Graphic



FROM ONLY  
**£130.10**



Code	Capacity (each)	Size H x W x D mm (each)	Each 1 to 4	Each 5+
CRB060	60L	640 x 395 x 265	£137.90	£130.10
CRB080	80L	840 x 395 x 265	£202.00	£190.80

## CARDBOARD RECYCLING BINS - SET OF 5

- A lightweight & highly portable solution to recyclable rubbish & waste
- This Pack of 5 Cardboard Recycling bins incorporates different colour lids to help you successfully separate mixed recycling, general waste, cans, paper & plastic bottles
- Complete with 5 clear plastic liners



FROM ONLY  
**£50.60**



Code	Capacity (each)	Size H x W x D mm (each)	Each 1 to 4	Each 5+
CB030Z	60L	750 x 288 x 380	£54.50	£50.60



**30L, 50L & 80L PEDAL BINS**

- **Conforms to EN 840**
- Ideal for offices, warehouses, schools & factories etc
- Manufactured from high quality polypropylene
- Hygienic & easy to wipe clean
- Large pedal for easy operation



FROM ONLY  
**£24.80**



Code	Capacity	Size H x W x D mm	Each 1+	Each 3+	Each 5+
LPB30Z	30L	455 x 370 x 380	<b>£30.80</b>	<b>£27.05</b>	<b>£24.80</b>
LPB50Z	50L	560 x 380 x 410	<b>£36.00</b>	<b>£31.95</b>	<b>£29.70</b>
LPB80Z	80L	670 x 410 x 470	<b>£44.05</b>	<b>£39.45</b>	<b>£37.20</b>



3 DAY DELIVERY



Colours available:



ONLY  
**£17.35**  
each

**15L PEDAL BINS - SET OF 3**

- **Conforms to EN 840**
- Ideal for offices, warehouses, schools & factories etc
- Manufactured from high quality polypropylene
- Hygienic & easy to wipe clean
- Large pedal for easy operation
- Set of 3 bins to be ordered in the same colours



3 DAY DELIVERY



Colours available:



Code	Capacity	Size H x W x D mm	Set of 3
LPB15Z	15L	340 x 260 x 270	<b>£52.00</b>

**30L, 50L & 80L PEDAL BINS WITH COLOURED LIDS**

- **Conforms to EN 840**
- Ideal for offices, warehouses, schools & factories etc
- Manufactured from high quality polypropylene
- Hygienic & easy to wipe clean
- Large pedal for easy operation

FROM ONLY  
**£24.80**



Code	Capacity	Size H x W x D mm	Each 1+	Each 3+	Each 5+
CPB30Z	30L	455 x 370 x 380	<b>£30.80</b>	<b>£27.05</b>	<b>£24.80</b>
CPB50Z	50L	560 x 380 x 410	<b>£36.00</b>	<b>£31.95</b>	<b>£29.70</b>
CPB80Z	80L	670 x 410 x 470	<b>£44.05</b>	<b>£39.45</b>	<b>£37.20</b>



3 DAY DELIVERY




Lid colours available:



# WASTE MANAGEMENT

## FLIP BINS

- High quality coloured plastic base with a white flip lid
- Available with a choice of 12 stickers - please specify which sticker is required when ordering, along with base colour



Code	Capacity	Size H x W x D mm	Each 1 to 4	Each 5+
FB050Z	50L	665 x 330 x 400	£27.85	£19.70

## PUSH SPRING LID BINS

- Ideal for recycling & your normal waste
- Available in grey bases with coloured lids - please specify when ordering
- Available with a choice of 12 stickers - please specify which sticker is required when ordering, along with the lid colour

FROM ONLY  
**£12.80**



Code	Capacity	Size H x W x D mm	Each 1 to 4	Each 5+
PLB12Z	12L	350 x 265 x 247	£14.65	£12.80
PLB28Z	28L	491 x 360 x 293	£18.45	£16.05
PLB45Z	45L	600 x 393 x 335	£28.35	£24.20

## RECYCLING BINS WITH LID OPTIONS

- High quality plastic base with different lid options
- Available with a choice of 4 lids for many applications

FROM ONLY  
**£59.75**



PD060YRAZ

PD060PUSZ

## INFORMATION

Hygienic bins with 4 different lid options to suit your application



Paper Slot Lid



Push Flap Lid



Round Aperture Lid



Swing Lid



Code	Description	Capacity	Size H x W x D mm	Each 1 to 4	Each 5+
PD060PUSZ	Grey Bin with Grey Push Flap Lid	60L	780 x 340 x 470	£65.15	£59.75
PD060PAPZ	Grey Bin with Grey Paper Slot Lid	60L	780 x 340 x 470	£65.15	£59.75
PD060SWIZ	Grey Bin with Grey Swing Lid	60L	780 x 340 x 470	£70.55	£64.80
PD060YRAZ	Grey Bin with Yellow Round Aperture Lid	60L	780 x 340 x 470	£65.15	£59.75
PD080PUSZ	Grey Bin with Grey Push Flap Lid	80L	950 x 340 x 470	£81.45	£77.60
PD080PAPZ	Grey Bin with Grey Paper Slot Lid	80L	950 x 340 x 470	£81.45	£77.60
PD080SWIZ	Grey Bin with Grey Swing Lid	80L	950 x 340 x 470	£87.70	£83.00
PD080YRAZ	Grey Bin with Yellow Round Aperture Lid	80L	950 x 340 x 470	£81.45	£77.60



### OPEN TOP BINS

- High quality coloured grey plastic base with coloured lids
- Foot plate assists with bag/waste removal



Lid colours available:



Code	Capacity	Size H x Dia. mm	Each 1 to 4	Each 5+
OP050Z	50L	650 x 400	£29.45	£23.45

### SLIM BINS

- Slim metal look plastic recycling bins are the perfect choice for the workplace & home
- Ideal for recycling & your normal waste
- Available with a choice of 6 stickers - please specify which sticker is required when ordering



SB355Z

SB155Z

Handle Top Lid

Hole Lid

Hole Lid

Hole Lid

Code	Description	Aperture Colour	Capacity	Size H x W x D mm	Each 1 to 4	Each 5+
SB155Z	Slot Lid	Blue	55L	610 x 290 x 490	£92.05	£82.60
SB255Z	Hole Lid	Green, Red or Yellow	55L	610 x 290 x 490	£92.05	£82.60
SB355Z	Handle Top Lid	Grey	55L	610 x 290 x 490	£92.05	£82.60
SB170Z	Slot Lid	Blue	70L	810 x 300 x 490	£114.50	£103.65
SB270Z	Hole Lid	Green, Red or Yellow	70L	810 x 300 x 490	£114.50	£103.65
SB370Z	Handle Top Lid	Grey	70L	810 x 300 x 490	£114.50	£103.65

### RECYCLING BINS

- Ideal for recycling & your normal waste
- Available with a choice of 6 stickers - please specify which sticker is required when ordering along with your lid colour



Lid colours available:



Code	Description	Capacity	Size H x W x D mm	Each 1 to 4	Each 5+
RB130Z	Light Grey Base with Coloured Lid	30L	415 x 410 x 320	£32.80	£27.75
RB230Z	Grey Base with Coloured Lid	30L	415 x 410 x 320	£32.80	£27.75
RB150Z	Light Grey Base with Coloured Lid	50L	620 x 410 x 320	£35.80	£29.65
RB250Z	Grey Base with Coloured Lid	50L	620 x 410 x 320	£35.80	£29.65

# WASTE MANAGEMENT

## RECYCLING BINS - SET OF 3

- Supplied as a set of 3 complete with 5 stickers: General Waste (White), Paper (Blue), Plastic (Red), Food & Drinks Cans (Dk Grey) & Glass (Green) Simply select the ones you want to use
- Ideal for offices, warehouses & factories etc
- Hygienic wipe-clean plastic



Code	Capacity (each)	Size H x W x D mm (each)	Set of 3
RCY63Z	60L	790 x 330 x 450	£103.60

## PEDAL BINS

- Ideal for offices, warehouses, schools & factories etc
- Manufactured from durable polypropylene
- Hygienic & easy to wipe clean
- Pedal operated
- Fitted with two wheels to allow easy movement

FROM ONLY  
**£47.20**  
each

Colours available:



Code	Capacity	Size H x W x D mm	Each	Box of 3
GBI45Z	45L	600 x 410 x 400	£52.45	£141.60
GBI68Z	68L	670 x 500 x 410	£62.95	£158.85

248

## PEDAL WHEELED BINS

- Conforms to EN 840
- Manufactured from high quality polyethylene
- Large, heavy duty, steel pedal for easy operation
- Easily manoeuvrable on 200mm castors

FROM ONLY  
**£62.50**



Lid colours available:



Code	Capacity	Size H x W x D mm	Each
LPB120Z	120L	460 x 550 x 940	£62.50
LPB240Z	240L	590 x 750 x 1000	£88.05



**30L WHEELED BINS**

- Conforms to EN 840
- Manufactured from 100% virgin polyethylene
- Easily manoeuvrable on 50mm castors



FROM ONLY  
**£24.95**



Code	Colours	Capacity	Size H x W x D mm	Each	Each 2+
LWB30Y	Blue, Green, Dark Grey or Red/Orange	30L	490 x 350 x 255	<b>£29.95</b>	<b>£24.95</b>

**120L WHEELED BINS**

- Conforms to EN 840
- Manufactured from either 30% recycled Polyethylene (Blue, Green, Dark Grey or Red/Orange) or 100% virgin polyethylene (Yellow)
- Easily manoeuvrable on 200mm wheels



FROM ONLY  
**£50.35**



Code	Colours	Capacity	Size H x W x D mm	Each	Each 2+
LWB120Y	Blue, Green, Dark Grey or Red/Orange	120L	940 x 460 x 550	<b>£52.45</b>	<b>£50.35</b>
LWB120YYEL	Yellow	120L	940 x 460 x 550	<b>£57.60</b>	<b>£55.35</b>

**50L WHEELED BINS**

- Conforms to EN 840
- Manufactured from either 30% recycled Polyethylene (Blue, Green, Dark Grey or Red/Orange) or 100% virgin polyethylene (Yellow)
- Easily manoeuvrable on 50mm castors



FROM ONLY  
**£29.25**



Code	Colours	Capacity	Size H x W x D mm	Each	Each 2+
LWB50Y	Blue, Green, Dark Grey or Red/Orange	50L	650 x 420 x 470	<b>£34.90</b>	<b>£29.25</b>
LWB50YYEL	Yellow	50L	650 x 420 x 470	<b>£36.10</b>	<b>£31.40</b>

**240L WHEELED BINS**

- Conforms to EN 840
- Manufactured from either 30% recycled Polyethylene (Blue, Green, Dark Grey or Red/Orange) or 100% virgin polyethylene (Yellow)
- Easily manoeuvrable on 200mm wheels



FROM ONLY  
**£68.25**



Code	Colours	Capacity	Size H x W x D mm	Each
LWB240Y	Blue, Green, Dark Grey or Red/Orange	240L	1000 x 590 x 750	<b>£68.25</b>
LWB240YYEL	Yellow	240L	1000 x 590 x 750	<b>£77.90</b>

**80L WHEELED BINS**

- Conforms to EN 840
- Manufactured from either 30% recycled Polyethylene (Blue, Green, Dark Grey or Red/Orange) or 100% virgin polyethylene (Yellow)
- Easily manoeuvrable on 200mm wheels



FROM ONLY  
**£50.35**



Code	Colours	Capacity	Size H x W x D mm	Each	Each 2+
LWB80Y	Blue, Green, Dark Grey or Red/Orange	80L	780 x 470 x 540	<b>£52.45</b>	<b>£50.35</b>
LWB80YYEL	Yellow	80L	780 x 470 x 540	<b>£57.00</b>	<b>£54.75</b>

**360L WHEELED BINS**

- Conforms to EN 840
- Manufactured from 30% recycled Polyethylene
- Easily manoeuvrable on 200mm wheels



ONLY  
**£125.50**



Code	Colours	Capacity	Size H x W x D mm	Each
LWB240Y	Blue, Green or Dark Grey	360L	1120 x 710 x 850	<b>£125.50</b>

## WASTE MANAGEMENT

**70L PEDAL BINS**

- **Conforms to EN 840**
- Manufactured from 30% recycled Polyethylene
- Easily manoeuvrable on 155mm wheels



2 x LPB70Y



Colours available:



Code	Capacity	Size H x W x D mm	Each	Each 2+
LPB70Y	70L	750 x 555 x 510	£53.35	£50.90

**50L BIN WITH FEET**

- **Conforms to EN 840**
- Manufactured from either 30% recycled Polyethylene
- Stable on 4 feet

FROM ONLY  
£32.05

Colours available:



Code	Capacity	Size H x W x D mm	Each	Each 2+
LFB50Z	50L	650 x 420 x 470	£37.70	£32.05

**WHEELED BINS WITH LID OPTIONS**

- **Conforms to EN 840**
- Manufactured from either 30% recycled Polyethylene (Blue, Green, Dark Grey or Red/Orange) or 100% virgin polyethylene (Yellow)
- Each body colour comes with a dark grey lid
- Easily manoeuvrable on 200mm wheels

FROM ONLY  
£70.60

LWB24BHY

LWB12LSY

LWB12PFY

LWB24SPYEL

**Wheeled Bins with Bottle Hole Lid**

Code	Colours	Capacity	Size H x W x D mm	Each
LWB12BHY	Blue, Green, Dark Grey or Red/Orange Body	120L	940 x 460 x 550	£71.95
LWB12BHYEL	Yellow Body	120L	940 x 460 x 550	£77.10
LWB24BHY	Blue, Green, Dark Grey or Red/Orange Body	240L	1000 x 590 x 750	£92.25
LWB24BHYEL	Yellow Body	240L	1000 x 590 x 750	£101.85

**Wheeled Bins with Letter Slot Lid**

Code	Colours	Capacity	Size H x W x D mm	Each
LWB12LSY	Blue, Green, Dark Grey or Red/Orange Body	120L	940 x 460 x 550	£71.95
LWB12LSYEL	Yellow Body	120L	940 x 460 x 550	£77.10
LWB24LSY	Blue, Green, Dark Grey or Red/Orange Body	240L	1000 x 590 x 750	£92.25
LWB24LSYEL	Yellow Body	240L	1000 x 590 x 750	£101.85

**Wheeled Bins with Push Flap Lid**

Code	Colours	Capacity	Size H x W x D mm	Each
LWB12PFY	Blue, Green, Dark Grey or Red/Orange Body	120L	940 x 460 x 550	£71.95
LWB12PFYEL	Yellow Body	120L	940 x 460 x 550	£77.10
LWB24PFY	Blue, Green, Dark Grey or Red/Orange Body	240L	1000 x 590 x 750	£94.50
LWB24PFYEL	Yellow Body	240L	1000 x 590 x 750	£104.20

**Wheeled Bins with Side Pedal**

Code	Colours	Capacity	Size H x W x D mm	Each
LWB12SPY	Blue, Green, Dark Grey or Red/Orange Body	120L	940 x 460 x 550	£70.60
LWB12SPYEL	Yellow Body	120L	940 x 460 x 550	£75.75
LWB24SPY	Blue, Green, Dark Grey or Red/Orange Body	240L	1000 x 590 x 750	£89.10
LWB24SPYEL	Yellow Body	240L	1000 x 590 x 750	£98.70



**120L WHEELED BIN RECYCLING CENTRE**

- Manufactured from either 30% recycled Polyethylene
- Easily manoeuvrable on 200mm wheels
- LW1120Y is a one off unit with a grey body - please specify which colour lid you require: dark grey (cans), blue (paper), red (plastics) or light grey (general waste)
- LW4120Y comes complete as a set of 4, 1 of each colour

FROM ONLY  
**£50.<sup>35</sup>**



Code	Description	Capacity	Size H x W x D mm	Each	Each 2+
LW1120Y	1 Off	120L	940 x 460 x 550	<b>£52.45</b>	<b>£50.35</b>
LW4120Y	Set of 4	120L	940 x 460 x 550	<b>£182.55</b>	-

**WHEELED BIN SHELTERS**

- No fixing required - simply secure these units by using six 600 x 600mm paving slabs (not supplied)
- Fabricated from robust heavy duty box section
- Complemented by tri wall fluted plastic side panels & a galvanised sheet steel roof

**N.B. Appropriate facilities will be required to unload these units on delivery**

ONLY  
**£1084.<sup>20</sup>**



Code	Size H x W x D mm	Each
BWS204	2040 x 1980 x 1250	<b>£1084.20</b>



FROM ONLY  
**£330.<sup>75</sup>**

**660L & 1100L WASTE BINS**

- Easy to clean - lightweight yet robust construction
- Easily manoeuvrable when full
- Made from high density polyethylene
- Compatible with most standard lifting mechanisms
- For use where large amounts of waste are generated
- Brakes are fitted to the two front wheels



Code	Capacity	Size H x W x D mm	Each
LWB660Y	660L	1260 x 760 x 1230	<b>£330.75</b>
LWB1100Y	1100L	1360 x 1060 x 1370	<b>£408.75</b>



## WASTE MANAGEMENT



## SIDE EMPTYING SKIP

- CE marked & plated
- Four way entry fork pockets
- Fully welded construction
- This side emptying skip is capable of tipping its contents from either side
- The balanced tipping action is engaged by a foot operated release mechanism & uses a dampening system for controlled emptying
- Mobile on 2 fixed & 2 swivel 125mm Nylon castors

ONLY  
**£1283.10**

Code	Volume	Size H x W x D mm	Internal Size H x W x D mm	Each
SK204Y	300L	1110 x 1335 x 800	600 x 1000 x 750	<b>£1283.10</b>



ONLY  
**£2111.80**

## FRONT EMPTYING SKIP

- CE marked & plated
- Chassis welded heavy gauge construction
- Fitted with fork pockets & stackable 2 high
- Load can be easily discharged without the operator leaving the vehicle
- Mobile on 2 fixed & 2 swivel 152mm Nylon castors



Code	Volume	Size H x W x D mm	Internal Size H x W x D mm	Each
SK105Y	1000L	1260 x 1600 x 1500	1020 x 1420 x 1320	<b>£2111.80</b>



## HEAVY DUTY INDUSTRIAL WASTE TRUCK

- CE marked & plated
- Fitted as standard with a DEFLECTOR panel at the base to allow gradual safe & controlled emptying
- This truck is fitted with 6 x 100mm nylon swivel castors for mobility whilst also being fork liftable under the handles
- It features a hinged drop away base for easy emptying & can be supplied with a rodent-proof lid.

ONLY  
**£1358.35**



Code	Volume	Size H x W x D mm	Internal Size H x W mm	Each	Lid To Suit	
					Code	Each
SK206Y	800L	1460 x 1150 x 1150	1210 x 720	<b>£1358.35</b>	SK206Z	<b>£245.20</b>

## TILTING SKIPS

- CE marked & plated
- Chassis from welded hollow sections fitted to a sheet steel base
- Tubular steel handle aids the manoeuvring & safe tipping of the skip
- Safety catch avoids accidental tipping of the body
- Mobile on 2 swivel 150mm cushion castors & 2 fixed 200mm cushion wheels
- SK202Y - complete with an internal drain



FROM ONLY  
**£996.65**



Code	Description	Volume	Size H x W x D mm	Each
SK201Y	Tilting Skip	490L	1105 x 1350 x 930	<b>£996.65</b>
SK202Y	Swarf Skip	490L	1105 x 1350 x 930	<b>£1070.90</b>

N.B. Appropriate facilities will be required to unload these units on delivery





SK415Y &amp; SK007Z

## MINI SKIPS

- CE marked & plated
- Fits neatly underneath a workbench
- Specifically designed for production areas where space is limited
- Mesh top cage (200mm high) is available factory fitted
- Mobile on 3 x 100mm nylon castors 2 fixed & 1 swivel

3 YEAR  
GUARANTEE

Code	Volume	Size H x W x D mm	Each	Mesh Cage to Suit	Each
SK410Y	100L	480 x 850 x 450	<b>£764.55</b>	SK006Z	<b>£217.10</b>
SK415Y	150L	480 x 850 x 600	<b>£850.30</b>	SK007Z	<b>£220.40</b>
SK419Y	190L	480 x 850 x 750	<b>£908.20</b>	SK008Z	<b>£223.45</b>

## TILTING SKIP/TRUCK

- CE marked & plated
- Extremely safe & robust
- Fully welded construction with the top press formed for rigidity & safety
- Fitted with a positive skip lock mechanism, fork lift pockets complete with retaining bars & integral sideguards which encloses the tip skid
- Mesh top cages (200mm high) are available factory fitted
- SK302Y & SK305Y are mobile on 2 fixed & 2 swivel 125mm high density Nylon castors



Mesh Cage



SK305Y



SK315Z

FROM ONLY  
**£1355.<sup>30</sup>**3 YEAR  
GUARANTEE

Code	Volume	Capacity	Size H x W x D mm	Each	Mesh Cage to Suit	
					Code	Each
SK302Y	250L	750kg	890 x 1400 x 820	<b>£1355.30</b>	SK001Z	<b>£345.70</b>
SK305Y	500L	1000kg	1030 x 1670 x 1010	<b>£1555.00</b>	SK002Z	<b>£368.20</b>
SK310Z	1000L	1250kg	1030 x 2030 x 1270	<b>£1923.80</b>	SK003Z	<b>£411.75</b>
SK312Z	1250L	1250kg	1140 x 2120 x 1270	<b>£2068.40</b>	SK004Z	<b>£425.40</b>
SK315Z	1500L	1500kg	1140 x 2328 x 1435	<b>£2339.55</b>	SK005Z	<b>£481.10</b>

N.B. Appropriate facilities will be required to unload these units on delivery

## WINTER MANAGEMENT



**30L SALT & GRIT BIN WITH SALT**

- Comes complete with 10kg of rock salt & a moulded scoop
- Fitted with 1 x hasp & staple (padlock not supplied)

**ONLY £62.45**

Code	Capacity	Size H x W x D mm	Each
GCB030	30L	305 x 475 x 383	<b>£62.45</b>

3 DAY DELIVERY

## VICTORIAN SALT &amp; GRIT BINS



- Manufactured from tough, medium duty, non-corrosive, polyethylene
- Hinged lid protects grit/salt from the elements
- Fork lift truck grooves enable easy handling
- Hasp & staple, lockable lids & hopper feeds available - call for details

Code	Capacity	Size H x W x D mm	Each
GBV200	200L	725 x 850 x 505	<b>£151.90</b>
GBV400	400L	900 x 1050 x 650	<b>£206.30</b>

## HEAVY DUTY SALT &amp; GRIT BINS

- Manufactured from tough, medium density polyethylene with hinged lids
- GCB200: fitted with 1 x hasp & staple locks (padlock not included)
- GCB400: fitted with 2 x hasp & staple locks (padlock not included)



Code	Capacity	Size H x W x D mm	Each	Grit Bins c/w Salt	
				Code	Each
GCB200	200L	710 x 720 x 750	<b>£150.00</b>	GB200ST	<b>£262.15</b>
GCB400	400L	710 x 1260 x 750	<b>£207.85</b>	GB350ST	<b>£376.95</b>

## STACKABLE SALT &amp; GRIT BINS

- Manufactured from tough, medium density polyethylene with hinged lids
- 2 x hasp & staple locks are available (factory fitted) to make these units secure
- Ideal for use on highways or private premises
- Can be handled with either slings or a fork lift truck




Code	Capacity	Size H x W x D mm	Each	Grit Bins c/w Salt	
				Code	Each
GB200E	200L	720 x 1020 x 520	<b>£118.30</b>	GB200ST	<b>£234.50</b>
GB350E	350L	750 x 1200 x 725	<b>£163.20</b>	GB350ST	<b>£307.65</b>
GBHSLE	2 x Hasp & Staple Lock (factory fitted - padlock not included)				<b>£11.70</b>



**SALT (SEED) SPREADER**

- Manufactured from heavy duty plastic with a steel handle
- 8 point adjustment system to increase & decrease the rate at which salt or seed is dispensed
- Mobile on 2 x 200mm plastic wheels

ONLY  
**£61.<sup>85</sup>**

**INFORMATION**


8 point adjustment system for easy increase/decrease of dispensed material (salt/seed)



Code	Capacity	Body Width	Handle Height	Each
SCA06Y	20L	660mm	1250mm	<b>£61.<sup>85</sup></b>

**SNOW PLOUGH**

- The blade is manufactured from polypropylene with a durable metal edge & the steel frame incorporates a foam handle
- Mobile on 2 x 160mm ribbed wheels which are ideal for rough terrain use
- The handle is extendable from 1300mm to 1400mm



ONLY  
**£67.<sup>90</sup>**



Code	Body Size H x W mm	Handle Height	Each
SCA05Y	320 x 660	1300 to 1400	<b>£67.<sup>90</sup></b>

**SALT SPREADER**

- The large, easy to clean, polyethylene hopper bucket is supported by a strong steel frame mounted on large 310mm pneumatic wheels to give this unit a smooth ride over rough terrain
- Can hold 25kg of salt
- Complete with weather shield cover
- Spread distance is 2.5M to 3M

ONLY  
**£230.<sup>70</sup>**



Code	Capacity	Size H x W x D mm	Each
SQT01Y	43L	925 x 690 x 1170	<b>£230.<sup>70</sup></b>

**SNOW CLEARER**

- The blades & the main body of this unit are manufactured from heavy duty plastic
- Ideal for clearing car parks, walkways, pavements etc
- Snow spout direction - right



ONLY  
**£73.<sup>20</sup>**



Code	Working Width	Handle Height	Each
SCA03Z	570mm	1230mm	<b>£73.<sup>20</sup></b>

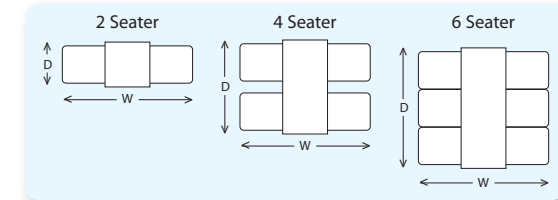
## CANTEEN FURNITURE



VTD42Z

## WOODEN SEAT CANTEEN TABLES

- Fully welded construction for durability with 25mm thick table top
- Ideal for use in eating areas in offices, halls, factories, warehouses & retail premises
- Seats are manufactured from beech veneer & mounted on a strong steel frame

3 YEAR  
GUARANTEE

Worktop colours available:



Frame colours available:



## Peninsula Units - Access 1 Way

Code	No of Seats	Size H x W x D mm	Table Size W x D mm	Each
VTD21Z	2	750 x 1600 x 535	600 x 600	<b>£263.35</b>
VTD41Z	4	750 x 1600 x 1070	600 x 1000	<b>£426.70</b>
VTD61Z	6	750 x 1600 x 1600	600 x 1600	<b>£591.70</b>

## Island Units - Access 2 Ways

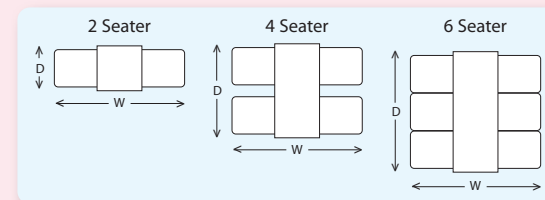
Code	No of Seats	Size H x W x D mm	Table Size W x D mm	Each
VTD42Z	4	750 x 1600 x 1070	600 x 1000	<b>£426.70</b>
VTD62Z	6	750 x 1600 x 1600	600 x 1600	<b>£591.70</b>



VTE41Z

## UPHOLSTERED SEAT CANTEEN TABLES

- Fully welded construction for durability with 25mm thick table top
- Ideal for use in eating areas in offices, halls, factories, warehouses & retail premises
- Seats are manufactured from coloured vinyl & mounted on a strong steel frame

3 YEAR  
GUARANTEE

Seat colours available:



Worktop colours available:



Frame colours available:



## Peninsula Units - Access 1 Way

Code	No of Seats	Size H x W x D mm	Table Size W x D mm	Each
VTE21Z	2	750 x 1600 x 535	600 x 600	<b>£348.35</b>
VTE41Z	4	750 x 1600 x 1070	600 x 1000	<b>£588.40</b>
VTE61Z	6	750 x 1600 x 1600	600 x 1600	<b>£845.00</b>

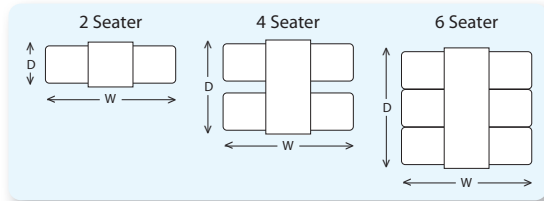
## Island Units - Access 2 Ways

Code	No of Seats	Size H x W x D mm	Table Size W x D mm	Each
VTE42Z	4	750 x 1600 x 1070	600 x 1000	<b>£588.40</b>
VTE62Z	6	750 x 1600 x 1600	600 x 1600	<b>£845.00</b>



## CANTEEN TABLES

- Ideal for use in eating areas in offices, halls, factories, warehouses & retail premises
- Seats are manufactured from moulded polypropylene mounted on a strong steel frame
- Table top is manufactured from chipboard with a melamine coating
- Full length table for your comfort



Heavy duty polypropylene seats & hardwearing melamine worktop are mounted on a strong & durable steel frame

FROM ONLY  
**£183.<sup>75</sup>**



CBT42Z



## Peninsula Units - Access 1 Way

Code	No of Seats	Size H x W x D mm	Table Size W x D mm	Each
CBT21Z	2	810 x 1730 x 600	600 x 600	<b>£183.75</b>
CBT41Z	4	810 x 1730 x 1250	600 x 1250	<b>£290.85</b>
CBT61Z	6	810 x 1730 x 1745	600 x 1745	<b>£399.55</b>

## Island Units - Access 2 Ways

Code	No of Seats	Size H x W x D mm	Table Size W x D mm	Each
CBT42Z	4	810 x 1730 x 1250	600 x 1250	<b>£287.40</b>
CBT62Z	6	810 x 1730 x 1745	600 x 1745	<b>£399.55</b>

## INFORMATION

Supplied knock down for easy access into your premises



SITE SAFETY  
& PREMISES

## CANTEEN FURNITURE



QCT42Z

FROM ONLY  
**£208.<sup>25</sup>**

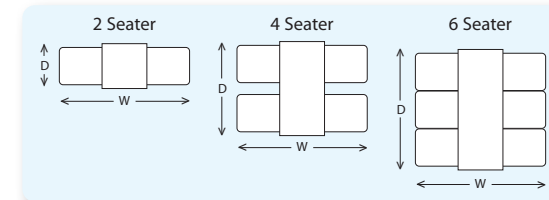


QST841Z

FROM ONLY  
**£471.<sup>70</sup>**

## CANTEEN TABLES

- Fully welded construction for durability
- Ideal for use in eating areas in offices, halls, factories, warehouses & retail premises
- Blue seats manufactured from moulded polypropylene mounted on a steel frame
- Laminate, light grey table tops with PVC edging
- Seats are blue - available in red or black on extended lead times



## Peninsula Units - Access 1 Way

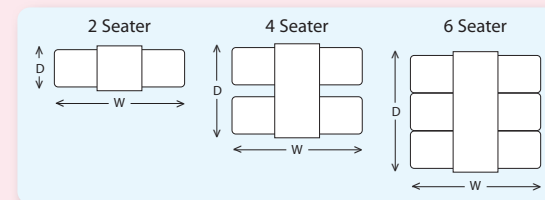
Code	No of Seats	Size H x W x D mm	Table Size W x D mm	Each
QCT21Z	2	725 x 1690 x 530	600 x 530	<b>£208.25</b>
QCT41Z	4	725 x 1690 x 1070	600 x 1070	<b>£311.85</b>
QCT61Z	6	725 x 1690 x 1580	600 x 1580	<b>£438.20</b>

## Island Units - Access 2 Ways

Code	No of Seats	Size H x W x D mm	Table Size W x D mm	Each
QCT42Z	4	725 x 1690 x 1070	600 x 1070	<b>£311.85</b>
QCT62Z	6	725 x 1690 x 1580	600 x 1580	<b>£438.20</b>

## CANTEEN TABLES WITH STEEL SLATS

- Fully welded construction for durability with 25mm thick table top
- Ideal for use in eating areas in offices, halls, factories, warehouses & retail premises
- Seats are manufactured from coloured vinyl & mounted on a strong steel frame



## Peninsula Units - Access 1 Way

Code	No of Seats	Size H x W x D mm	Table Size W x D mm	Each
QST821Z	2	790 x 1755 x 570	535 x 600	<b>£471.70</b>
QST841Z	4	790 x 1755 x 1100	600 x 1070	<b>£673.20</b>
QST861Z	6	790 x 1755 x 1100	600 x 1580	<b>£858.75</b>

## Island Units - Access 2 Ways

Code	No of Seats	Size H x W x D mm	Table Size W x D mm	Each
QST842Z	4	790 x 1755 x 1100	600 x 1070	<b>£673.20</b>
QST862Z	6	790 x 1755 x 1100	600 x 1580	<b>£858.75</b>





**BEAM BENCHES**

- Heavy duty polypropylene chairs mounted on a strong & durable steel frame
- Seat height: 450mm

FROM ONLY  
**£166.<sup>70</sup>**



BBT03Z



BBT04Z



Code	No of Seats	Size H x W x D mm	Each
BBT03Z	3	790 x 1670 x 550	<b>£166.70</b>
BBT04Z	4	790 x 2235 x 550	<b>£209.95</b>

**FOLDING TABLES**

- Manufactured from heavy duty blow moulded plastic
- Models FFT03Z & FFT04Z easily fold from the centre of the table making them easy to carry
- All models of tables have folding legs which fit neatly underneath the table for compact storage
- Subject to availability

FROM ONLY  
**£69.<sup>60</sup>**



4 x FFC00Z

**Folding Chairs - must be ordered in multiples of 4**

Code	Size H x W x D mm	Folded Size H x W x D mm	Each
FFC00Z	450 x 405 x 400	1040 x 215 x 460	<b>£31.00</b>

**Tables with Folding Legs**

Code	Size H x W x D mm	Folded Size H x W x D mm	Each
FST01Z	740 x 1200 x 600	60 x 1200 x 600	<b>£69.60</b>
FST02Z	720 x 1830 x 760	43 x 1830 x 760	<b>£74.20</b>

**Folding Tables with Folding Legs**

Code	Size H x W x D mm	Folded Size H x W x D mm	Each
FFT03Z	740 x 1200 x 600	90 x 610 x 600	<b>£67.15</b>
FFT04Z	720 x 1830 x 760	86 x 915 x 760	<b>£71.80</b>



FST02Z &amp; 4 x FFC00Z

# DRUM & IBC STORAGE



PSP04Z

FROM ONLY  
**£228.35**



PSP02Z

## SUMP STORAGE

- Of polyethylene construction, these pallets are highly resistant to most chemicals & corrosion
- Fork pockets allowing easy positioning



PSP02Z

## INFORMATION

These units allow you to comply to all UK Oil Storage Regulations

Code	Description	Capacity	Size H x W x D mm	Each
PSP02Z	2 Drum Unit	250L	400 x 1300 x 750	<b>£228.35</b>
PSP04Z	4 Drum Unit	245L	280 x 1380 x 1290	<b>£268.65</b>



PSF54Z &amp; PSFR2Z

FROM ONLY  
**£218.30**

## BUNDED WORK FLOORS

- Highly resistant to most chemicals & corrosion, these panels are designed to protect floors from spills
- Easy low level loading - 150mm
- Removable grate allows easy access to sump contents
- When the sumps are linked together they can be used to create bundled work/storage areas that meet the guidelines provided by the Environment Agency, Scottish Environment Protection Agency & the Environment & Heritage Service

## INFORMATION

These units allow you to comply to all UK Oil Storage Regulations

Code	Description	Capacity	Size H x W x D mm	Each
PSF52Z	2 Drum Unit	121L	150 x 1600 x 800	<b>£218.30</b>
PSF54Z	4 Drum Unit	239L	150 x 1600 x 1600	<b>£312.90</b>
PSFR2Z	Ramp for Above	-	180 x 1260 x 800	<b>£145.30</b>
PSF55Z	4 Drum Unit - Inline	300L	150 x 2610 x 900	<b>£468.75</b>
PSFR5Z	Ramp for Above	-	160 x 650 x 800	<b>£152.55</b>




PSFR52Z



## CONTAINER BUNDED STORAGE

- Integral grid allows the contents to be raised above the container base
- Made from 100% recycled polypropylene
- Tough enough for all work environments
- Can be ordered in smaller quantities - *call for details*



Integral grid allows the contents to be raised above the container base



PSP22Z

Code	Capacity	Size H x W x D mm	Min. Order Qty	Each
PSP22Z	28L	120 x 640 x 490	3	£32.70
PSP25Z	60L	150 x 1000 x 550	2	£52.15
PSP28Z	100L	120 x 1010 x 1000	2	£73.90
PSP31Z	120L	120 x 1200 x 1200	-	£94.05

## CONTAINER SPILL TRAYS

- Made from PE which is 100% recycled - easy to clean
- Stackable for easy transportation & storage
- Non slip platform surface - can be used with or without
- Designed to fit on Euro pallets
- Can be ordered in smaller quantities - *call for details*



PSP99Z



PSP102Z



Code	Capacity	Size H x W x D mm	Min. Order Qty	Each
PSP98Z	20L	150 x 600 x 400	2	£51.55
PSP99Z	30L	150 x 800 x 400	2	£56.55
PSP100Z	40L	150 x 800 x 600	2	£69.10
PSP101Z	60L	170 x 1000 x 600	-	£84.20
PSP102Z	100L	170 x 1200 x 800	-	£140.70

## BUNDED DRUM RACK SYSTEM

- Drum rack to be used with drum rack base only
- Ideal for easy dispensing & storage
- Can store up to four 210 litre drums
- Compatible with most forklifts

FROM ONLY  
**£198.95**



PSP06Z



PSP05Z



PSP07Z

## INFORMATION

These units allow you to comply to all UK Oil Storage Regulations

Code	Description	Capacity	Size H x W x D mm	Each
PSP05Z	Base Unit	500L	630 x 1370 x 1350	£466.10
PSP06Z	Stacker Unit	-	390 x 1370 x 940	£198.95
PSP07Z	Base & Stacker Unit	500L	1580 x 1370 x 1350	£663.15



## DRUM &amp; IBC STORAGE



GDSP04

## GALVANISED SUMP PALLETS


- Fully welded galvanised steel construction with removable galvanised grid for ease of cleaning
- Complete with 150mm wide fork hoops which are used to move the unit and keep the sump off the ground

FROM ONLY  
**£405.50**



## INFORMATION

These units allow you to comply to all UK Oil Storage Regulations



GDSP04



Code	Description	Capacity	Size H x W x D mm	Each
GDSP02	2 Drum Unit	225.5L	393 x 1220 x 815	<b>£405.50</b>
GDSP04	4 Drum Unit	440L	463 x 1220 x 1220	<b>£500.55</b>



PSP1140

## POLYETHYLENE SPILL PALLETS WITH STEEL COVERS

- Medium density polyethylene spill pallet with a 0.6mm galvanised steel powder coated cover with hinged doors
- Hinged doors have retaining catches to hold them open & are lockable



## INFORMATION

These units allow you to comply to all UK Oil Storage Regulations

FROM ONLY  
**£2351.30**



Code	Description	Capacity	Size H x W x D mm	Door Aperture H x W mm	Each
PSP0410	Stored 4 x Drums	410L	1865 x 1480 x 1385	1390 x 1225	<b>£2351.30</b>
PSP1100	Stores 1 x IBC	1100L	2405 x 1425 x 1840	1590 x 1165	<b>£3146.30</b>
PSP1140	Stores 8 x Drums or 2 x IBC's	1140L	2100 x 2625 x 1430	1490 x 2365	<b>£4202.95</b>



PSP1100

N.B. Appropriate facilities will be required to unload these units on delivery



**HEAVY DUTY SUMP PALLETS**

- Fully welded construction providing secure sump containment
- Fitted with removable galvanised grid for ease of cleaning
- Drum Storage Sump Pallets - when not in use the fork guides give a safe & secure lift

**INFORMATION**

These units allow you to comply to all UK Oil Storage Regulations

FROM ONLY  
**£386.15**

**Floor Sump Pallets**

Code	Description	Capacity	Size H x W x D mm	Each
DSP02Z	2 Drum Unit without Grid	230L	300 x 1400 x 625	<b>£386.15</b>
DSP02G	2 Drum Unit with Grid	230L	300 x 1400 x 625	<b>£551.25</b>
DSP04Z	4 Drum Unit without Grid	260L	175 x 1400 x 1250	<b>£450.75</b>
DSP04G	4 Drum Unit with Grid	260L	175 x 1400 x 1250	<b>£783.30</b>

**Floor Sump Pallets**

Code	Description	Capacity	Size H x W x D mm	Each
DSP06Z	2 Drum Unit with Grid	230L	445 x 1400 x 625	<b>£658.30</b>
DSP08Z	4 Drum Unit with Grid	260L	330 x 1400 x 1250	<b>£896.05</b>



3 YEAR  
GUARANTEE

DSP04G

DSP08Z

**SUMP FLOORING**

- Versatile sump flooring to meet your requirements
- Flush fitting seam welded floor panels
- Safeguard the contents of the drums from potentially contaminating work areas should a drum fail

**INFORMATION**

These units allow you to comply to all UK Oil Storage Regulations

FROM ONLY  
**£919.00**

**Sump Flooring**

Code	Capacity	Size H x W x D mm	Each
SF1001	263L	160 x 1400 x 1250	<b>£919.00</b>
SF2301	347L	160 x 2200 x 1050	<b>£1447.80</b>
SF2831	525L	160 x 2800 x 1250	<b>£1857.35</b>

**Optional Ramp**

Code	Capacity	Size H x W x D mm	Each
SR1051	-	160 x 1000 x 500	<b>£327.80</b>

**Optional Safety Rail**

Code	Capacity	Size H x W x D mm	Each
SR1000	-	1000 x 1000 x 40	<b>£127.55</b>
SR1250	-	1000 x 1250 x 40	<b>£143.45</b>



3 YEAR  
GUARANTEE



SF1001, SR1051 & 2 x SR1000

2 x SF1001, SF2301 & SR1051

N.B. Appropriate facilities will be required to unload these units on delivery

# DRUM & IBC STORAGE

## EVO RECYCLED® ABSORBENTS

- Made in the UK from 85% recycled natural fibres
- Weight for weight the most Oil absorbent pad in Europe
- Lowest carbon footprint of any absorbent pad in Europe
- Tough & soft, high loft construction for maximum usability
- Low linting construction for bench top use

### INFORMATION

Ideal for oil spills



### EVO Recycled® Absorbents - Socks

Code	Sheet/Roll Size H x L mm	Pack Qty	Packaging	Each
FEVS1280	80 x 1200	20	Poly-wrapped	£47.70
FEVS3080	80 x 3000	8	Poly-wrapped	£47.70

### EVO Recycled® Absorbents - Pads (Triple Loft, Oil Preferential)

Code	Sheet/Roll Size H x W x L mm	Pack Qty	Packaging	Each
FEVP50P	10 x 500 x 400	50	Poly-wrapped	£27.95
FEVP50D	10 x 500 x 400	50	Dispenser Box	£30.20
FEVP100P	10 x 500 x 400	100	Poly-wrapped	£51.75
FEVP100D	10 x 500 x 400	100	Dispenser Box	£54.00
FEVP20D	10 x 500 x 400	20	Dispenser Box	£15.75
FEVP15C	10 x 500 x 400	15	Clip Top Bag	£9.05

### EVO Recycled® Absorbents - Drum Top Pads (with cut out for drum pump)

Code	Sheet/Roll Size W x L mm	Pack Qty	Packaging	Each
FEVD05C	560 dia.	5	Clip Top Bag	£11.30

### EVO Recycled® Absorbents - Rolls (Quick Rip Perforated)

Code	Sheet/Roll Size W x L mm	Pack Qty	Packaging	Each
FEVR3030	300 x 30M	1	Poly-wrapped	£24.85
FEVR3820	380 x 20M	1	Dispenser Box	£29.40
FEVR3840	380 x 40M	1	Poly-wrapped	£38.45
FEVR5040	500 x 40M	1	Poly-wrapped	£49.90

## ADBLUE® SPILL KITS

- All of these spill kits are verified AdBlue® compliant
- Highly absorbent pads manufactured in melt blown polypropylene
- The pads have a double sided fine fibre finish, to prevent linting and improve grip on smooth floors
- Pads are bonded for extra strength and also perforated for user convenience - 1 litre absorbent capacity
- The socks are manufactured in a strong, spun bonded skin & filled with recycled granulated cellulose wiper cloth



Code	Description	Contents	Each
FAB025	25L Kit	3 x 1200mm Socks, 10 x Pads & 1 x Disposable Bag - Clip Top Bag	£23.65
FAB050	50L Kit	2 x 1200mm Socks, 25 x Pads & 1 x Disposable Bag - Zipped Carry Case	£64.35
FAB100	100L Kit	5 x 1200mm Socks, 50 x Pads & 3 x Disposable Bags - Clip Top Bin	£111.95

Low value orders may be subject to a handling charge - please call for details






### LEAK DIVERTERS

- Redirect roof or pipe leaks to prevent water damage
- Deal with your nuisance ceiling leaks without disruption to the workplace until a permanent repair can be made. This device can be hung from the roof directly under leaks to catch rainwater & divert it to a convenient collection point, keeping it off the floor, reducing the potential for slips & falls whilst minimising damage to goods & machinery
- Adjustable hanging straps (not included) ensure easy levelling & positioning - call for details. Standard UK Hozelock fittings ensure water can be safely channelled into a suitable receptacle or other convenient area
- Can be connected to a garden hose - not included

Size W x D mm	Colour: Yellow		Colour: White	
	Code	Each	Code	Each
1000 x 1000	FLD1010Y	<b>£43.80</b>	FLD1010W	<b>£43.80</b>
2000 x 2000	FLD2020Y	<b>£81.30</b>	FLD2020W	<b>£81.30</b>
3000 x 3000	FLD3030Y	<b>£137.55</b>	FLD3030W	<b>£137.55</b>
1000 x 3000	FLD1010Y	<b>£87.55</b>	FLD1010W	<b>£87.55</b>

Low value orders may be subject to a handling charge - please call for details



### INSTABUND® WITH DECK TILES

- Lightweight, flexible & portable secondary containment bunds to contain spills & leaks
- Complies with environmental legislation - ISO14001 & Oil Storage Regulations (OSR)
- Corrosion resistant & easy to clean
- No tools required for easy on site assembly
- Instabund is easily carried in its own bag (tiles are loose)

# InstaBund®

Code	Capacity	Size H x W x D mm	No of Decking Tiles	Each
FIB0250	250L	250 x 1000 x 1000	4	<b>£305.05</b>
FIB0500	500L	250 x 1000 x 200	8	<b>£446.75</b>
FIB0562	562L	250 x 1500 x 1500	9	<b>£455.95</b>
FIB1000	1000L	250 x 2000 x 2000	16	<b>£695.10</b>
FIB1750	1750L	250 x 2000 x 3500	28	<b>£980.15</b>
FIB1875	1875L	250 x 2500 x 3000	30	<b>£1068.50</b>
FIB3000	3000L	250 x 3000 x 4000	48	<b>£1210.20</b>
FIB3937	3937L	250 x 3500 x 4500	63	<b>£1376.95</b>
FIB3750	3750L	250 x 2500 x 6000	63	<b>£1483.55</b>



## SECURITY CAGES



ssv03z

## INFORMATION

Designed to comply with the Flammable Liquid Storage Regulations (1972) as appropriate & the Factory Inspection Guide HSG51

## STORAGE VAULTS

- Designed to comply with the Flammable Liquid Storage Regulations (1972) as appropriate & the Factory Inspection Guide HSG51
- Adjustable vent meets the requirements of flammable storage (vents closed) & agrochemicals (vents open)
- All welded units conforming to the A.P.E.A. construction requirements
- Provide a half hour protection from collapse & the passage of flame
- Multi-lockable for high security & fitted with a lift up action lid assisted by gas struts
- For extra protection & fork lifting the units have skids on the base
- Middle shelves pivot on models SSV01Z & SSV02Z to enable larger items to be stored on the base level
- Model SSV03Z has a central partition & four shelves - the two middle shelves fold away & the two top shelves are made in 3 sections - the back section is fixed in position & the front two sections removable
- All models have a liquid-tight base to contain spillage



ssv02z



Code	Capacity	Size H x W x D mm	Shelves	Each
SSV01Z	120L	1270 x 700 x 850	2 x Shelves (Top: 690 x 400 - Fixed & Middle: 690 x 400 - Pivots)	£1778.00
SSV02Z	250L	1270 x 1370 x 850	2 x Shelves (Top: 1360 x 400 - Fixed & Middle: 1360 x 400 - Pivots)	£2504.45
SSV03Z	550L	1270 x 2500 x 1080	4 x Shelves: 1250 x 500	£4463.15



GBC12Z



## SECURITY CAGE WITH LIFT UP LID

- Fully welded construction with hinged lift up lid, which is assisted by gas struts
- When the lid is shut the front doors will not open leaving a completely secure & enclosed unit
- Units have a hasp & staple padlock facility (padlock not included)
- Incorporates 2 fork lift pockets



## INFORMATION

Ideal for gas cylinder bottles up to 1130mm high

Code	Size H x W x D mm	Internal Height	Each
GBC12Z	830 x 1260 x 1260	710mm	£1189.80
GBC18Z	1250 x 1860 x 1260	1130mm	£1518.15

## CAMBUCKLE CLAMPING WALL RACKS

- Individual quick release webbing straps with adjustable cambuckle
- These units can be used in pairs, top & bottom, for secure movement in transit

## INFORMATION

Store gas cylinder bottles up to 305mm dia. safely & securely

FROM ONLY  
£162.85



CB200Z



Code	Cylinders Held	Cylinder Dia. mm	Size W x D mm	Each 1+	Each 2+
CB200Z	2	180 to 270	720 x 190	£166.60	£162.85
CB300Z	3	180 to 270	1036 x 190	£226.60	£224.65
CB400Z	4	180 to 270	1352 x 190	£278.15	£276.25
CB210Z	2	205 to 305	835 x 230	£183.70	£179.95

N.B. Appropriate facilities will be required to unload these units on delivery





GCC01N

## GAS CYLINDER CAGES

- Manufactured in angle iron with sides, end & top infilled with metal strip with a base of inverted angle
- Hinged lockable doors with a provision for a padlock (padlock not supplied)
- Complete with 'Highly Flammable' sign
- Useable distance between shelves: 720mm
- Mobile models have a push handle at one end
- Designed to carry up to 16 'calor gas' type cylinders
- Internal size of 1560W x 840Dmm

3 YEAR  
GUARANTEE

GCC12G

Code	Description	Finish	Size H x W x D mm	Each
GCC02Z	Static	Painted	1800 x 1610 x 890	£1345.65
GCC12G	Mobile	Galvanised	1800 x 1610 x 890	£1804.45
GCC01N	Static	Painted	1900 x 1610 x 890	£1435.10
GCC11G	Mobile	Galvanised	1900 x 1610 x 890	£1900.15

## LOCK UP SECURITY CAGES

- Manufactured from 50 x 50mm mesh panels & galvanised roof (supplied fully constructed)
- Complete with a hasp & staple locking facility (padlock not supplied)
- Door fitted to right hand side



Code	Size H x W x D mm	Each
GLC12Z	1910 x 1580 x 1175	£1532.65
GLC15Z	1910 x 2700 x 1175	£2194.80
GLC18Z	1910 x 3160 x 1175	£2270.10

3 YEAR  
GUARANTEESITE SAFETY  
& PREMISES

N.B. Appropriate facilities will be required to unload these units on delivery



# SECURITY CAGES

## SECURITY CAGES

- Fully welded constructed from steel angle & 25 x 25mm mesh
- Units have a padlock facility (*padlock not supplied*)
- Ideal for the security of both hazardous & valuable materials
- Blue powder coat finish

FROM ONLY  
**£522.<sup>25</sup>**



SCB01Z



SCB06Z

### INFORMATION

Ideal for the security of hazardous & materials materials



SCB02Z



SCB05Z



Code	Size H x W x D mm	Internal Size H x W x D mm	Each
SCB01Z	830 x 700 x 700	790 x 690 x 690	<b>£522.25</b>
SCB02Z	830 x 1400 x 700	790 x 1380 x 690	<b>£874.15</b>
SCB03Z	1630 x 700 x 700	1585 x 690 x 690	<b>£927.65</b>
SCB06Z	1630 x 700 x 1000	1585 x 690 x 990	<b>£1037.05</b>
SCB04Z	1630 x 1400 x 700	1585 x 1380 x 690	<b>£1407.50</b>
SCB07Z	1630 x 1400 x 1000	1585 x 1380 x 990	<b>£1524.20</b>
SCB05Z	1630 x 2070 x 700	1585 x 2040 x 690	<b>£1774.25</b>
SCB08Z	1630 x 2070 x 1000	1585 x 2040 x 990	<b>£1868.55</b>

N.B. Appropriate facilities will be required to unload these units on delivery



## SECURITY CAGES

- Fully welded constructed from steel angle & 25 x 25mm mesh
- Units are load tested & CE certified
- Units have a padlock facility (*padlock not supplied*)
- Cranage eyes for easy lifting (when lifting using the Cranage eyes, we recommend using a spreader)
- A hazardous chemical sign is available as a factory fitted optional extra
- Mobile units have 4 x 100mm nylon, 2 braked swivel castors



## INFORMATION

Ideal for the security of hazardous & materials materials



SCS015

SCS04Z fitted with SCS001

FROM ONLY  
**£605.85**

SCG02S

SCS03Z fitted with SCS003

SCG01Z

## Security Cages - Powder Coated Yellow - Static

Code	Size H x W x D mm	Internal Size H x W x D mm	No of Doors	Each
SCS01Z	880 x 700 x 700	790 x 690 x 690	1	<b>£605.85</b>
SCS02Z	880 x 1400 x 700	790 x 1380 x 690	2	<b>£979.95</b>
SCS03Z	1680 x 700 x 700	1585 x 690 x 690	1	<b>£1030.95</b>
SCS04Z	1680 x 1400 x 700	1585 x 1380 x 690	2	<b>£1577.70</b>
SCS05Z	1680 x 2070 x 700	1585 x 2040 x 690	2	<b>£1904.30</b>

## Security Cages - Powder Coated Yellow - Mobile

Code	Size H x W x D mm	Internal Size H x W x D mm	No of Doors	Each
SCS01S	995 x 700 x 700	790 x 690 x 690	1	<b>£663.50</b>
SCS02S	995 x 1400 x 700	790 x 1380 x 690	2	<b>£1037.80</b>
SCS03S	1795 x 700 x 700	1585 x 690 x 690	1	<b>£1088.75</b>
SCS04S	1795 x 1400 x 700	1585 x 1380 x 690	2	<b>£1634.00</b>
SCS05S	1795 x 2070 x 700	1585 x 2040 x 690	2	<b>£1961.90</b>

## Optional Hazardous Sign - Factory Fitted

Code	Description	Each
SCS001	Optional Hazardous Sign	<b>£63.40</b>

## Security Cages - Galvanised with Yellow Doors - Static

Code	Size H x W x D mm	Internal Size H x W x D mm	No of Doors	Each
SCG01Z	880 x 700 x 700	790 x 690 x 690	1	<b>£668.30</b>
SCG02Z	880 x 1400 x 700	790 x 1380 x 690	2	<b>£1076.00</b>
SCG03Z	1680 x 700 x 700	1585 x 690 x 690	1	<b>£1127.40</b>
SCG04Z	1680 x 1400 x 700	1585 x 1380 x 690	2	<b>£1800.50</b>
SCG05Z	1680 x 2070 x 700	1585 x 2040 x 690	2	<b>£2168.50</b>

## Shelves - Factory Fitted (one per unit)

Code	Size W x D mm	To Suit	Each
SCS003	690 x 690	SCS03Z/S & SCG03Z/S	<b>£82.55</b>
SCS004	1380 x 690	SCS04Z/S & SCG04Z/S	<b>£138.80</b>
SCS005	2040 x 690	SCS05Z/S & SCG05Z/S	<b>£183.85</b>

## Security Cages - Galvanised with Yellow Doors - Mobile

Code	Size H x W x D mm	Internal Size H x W x D mm	No of Doors	Each
SCG01S	995 x 700 x 700	790 x 690 x 690	1	<b>£727.75</b>
SCG02S	995 x 1400 x 700	790 x 1380 x 690	2	<b>£1135.35</b>
SCG03S	1795 x 700 x 700	1585 x 690 x 690	1	<b>£1186.75</b>
SCG04S	1795 x 1400 x 700	1585 x 1380 x 690	2	<b>£1859.90</b>
SCG05S	1795 x 2070 x 700	1585 x 2040 x 690	2	<b>£2228.10</b>

N.B. Appropriate facilities will be required to unload these units on delivery

## INDEX

**A**

Absorbents	264
All-Purpose Workbenches	79 & 84
Aluminium Sack Trucks	98, 101, 104 & 106
Anti-fatigue Matting	213 to 217
Apex Longspan Shelving	24 to 27
Archive Shelving	5
Attached Lid Containers	73 & 75

**B**

Bar Pallets	32
Bar & Sheet Racks	32 to 35
Barriers	29, 31 & 224 to 234
Beam Benches	259
Belt Barriers	229 to 234
Bike Racks & Shelters	236 to 238
Bin Racks & Trolleys	62 to 72
Binary Workbenches	88 & 89
Bottle Skips	143
Braked Pallet Trucks	154

**C**

Cable Mats & Protection	219, 222 & 223
Cages	266 to 269
Canteen Furniture	256 to 259
Cantilever Racking	34 & 35
Cantilever Workbenches	82
Castors & Wheels	148 to 151
Chain Posts	234
Charging Lockers	37, 46 & 47
Chrome Wire Shelving	6 & 7
Chrome Wire Trolleys	124 & 125
Clever Folding Trolleys	130 & 131
Climb-It® Steps	167, 171 to 175 & 199
Cloakroom Equipment	42 to 45
Commercial Shelving	10 to 17

Compact Sack Trucks	101 & 104
Cones	224
Containers	73 to 75
Container Dollies	74, 75 & 109
Container Trucks & Trolleys	132, 142 & 143
Counterbalance Stackers	163
Crew & Police Lockers	48
Crowd Barriers	224
Cube Lockers	36 & 40
Cupboards & Cabinets	51 to 60 & 78
Hazardous	54 & 55
Large Volume	53
Plastic	59
Slimline	53
Small Parts	58 to 60
Standard	51 & 52
Tool	78
Workstations	56 & 57
Vision Door	53
Cycle Racks & Shelters	236 to 238
Cylinder Handling	146 & 147
Cylinder Storage	266 to 269

**D**

Desk Converter	97
Desk Screens	200
Dispensers - Sanitiser	203
Distribution Trucks	124 & 133 to 137
Document Pockets	208 to 211
Dollies	74, 75, 108 & 109
Drawer Cabinets	90 to 95
Drum Handling	144 & 145
Drum Storage	260 to 265
Dry Wall Trolley	133

**E**

Economy Shelving	4
Education Lockers	40
Entrance Matting	216 & 217
Euro Containers	73
Euro Shelving	18 & 19
Euroslide Workbenches	90 to 95
Everyday Shelving	4 to 9
Extension Ladders	169 & 174

**F**

Face Masks	203
Fatigue Matting	213 to 217
Fibreglass Steps	172 to 175
Flooring & Matting	213 to 221
Floor Markers	211 & 220
Floor Paint	220
Floor Tape	213 & 220
Folding Box Trucks	107
Folding Steps	166 to 175
Folding Tables	259
Fork Lift Cages	198
Fort® Platform Trucks	128 & 129
Fort® Sack Trucks	100, 102 & 103
Fort® Steps	179 to 197
Frames4docs™	208
Fully Powered Pallet Trucks	156 & 157
Fully Powered Stackers	163

**G**

G-Truck® Pallet Trucks	152 & 153
Galvanised Platform Trolley	110
Garment Hanging	21
Garment Lockers	49 & 50
General Purpose Trucks	140 & 141
Geo Boxes	75
Glass Fibre Steps	172 to 175
Grip Tape	215 & 220
Grit Bins	254



**Barriers**  
Pages 29, 31  
& 224 to 234



**Cycle Racks  
& Shelters**  
Pages 236 to 238



**Euroslide  
Benches**  
Pages 90 to 95



**Glass Fibre  
Steps**  
Pages 172 to 175





**Kick Steps**  
Page 165



**Labels & Signage**  
Pages 204 to 211



**Matting & Flooring**  
Pages 201 & 213 to 219



**Sack Trucks**  
Pages 98 to 106

---

<b>H</b>	
Handy Steps	164 & 165
Hazardous Cupboards	54 & 55
Heavy Duty Pallet Trucks	154
Heavy Duty Workbenches	83 & 85
Height Adjustable Workbenches	79, 88 & 89
High lift Pallet Trucks	155

---

<b>I</b>	
IBC & Drum Storage	260 to 265
Impact Protection	225
Industrial Shelving	16 to 25
Industrial Trucks	140 & 141

---

<b>J</b>	
Janitorial Trolleys	242 & 243

---

<b>K</b>	
Kick Steps	165

---

<b>L</b>	
Labels & Signage	204 to 211
Ladders & Steps	164 to 199
Large Volume Cupboards	53
Laundry Trolleys	242 & 243
Linbins	62 to 65
Anti Bacterial	64
Economy	64
Neon	65
Standard	62 & 63
Lin Trays	66
Line Marking	220 & 221
Litter Bins	244 to 251
Longspan Shelving	3, 21 & 22 to 27

---

<b>Lockers</b>	36 to 50
Charging	37, 46 & 47
Cube	36 & 40
Garment	49 & 50
Perforated Door	41
Personal Effect	47

---

Police & Crew	48
Quarto	38
Steel	38 & 39
Two Person	50
Uniform	50
Vision Door	41
Long Fork Pallet Trucks	155
Louvre Panel Cupboards	58 to 60
Louvre Panel Kits	67 to 72
Mobile	71
Static	72
Wall Mounted	67 & 69
Low Profile Pallet Trucks	154

---

<b>M</b>	
Matting & Flooring	201 & 213 to 219
Mirrors	235
Mobile Shelving	20
Mobile Steps	176 to 193
Modular Workbenches	87
Multi Position Trolley	111

---

<b>O</b>	
Order Picking Trolleys	130 to 133

---

<b>P</b>	
Pallet Loading	162
Pallet Racking	28 & 30
Pallet Trucks	152 to 157
Braked	154
Heavy Duty	154
High Lift	155
Long Fork	155
Low Profile	154
Powered	156 & 157
Printers	154
Pro & Premium	152 & 153
Weigh Scale	155
Pedal Bins	244, 245 & 248

---

Perforated Door Lockers	46
Personal Effect Lockers	41
Plastic Cupboards	59
Platforms	174 & 192 to 199
Platform Trolleys	110 to 115
Platform Trucks	126 to 129 & 139 to 141
Powered Pallet Trucks	156 & 157
Printers Pallet Truck	154
Proplaz® Trolleys	96, 107, 112 to 119 & 131
Protection Screens	201 & 202

---

<b>Q</b>	
Quarto Lockers	40
Quick Delivery Cupboards	51
Quick Delivery Lockers	36 & 37
Quick Delivery Shelving	2 & 3

---

<b>R</b>	
Rack Protection	29 & 31
RackSacks	212
Ramps	222 & 223
Reception Matting	216 & 217
Recycling Bins	244 to 251
Roll Containers	138
Rope Barriers	228

---

<b>S</b>	
Sack Holders	244
Sack Trucks	98 to 106
Aluminium	98, 101 & 106
Apollo	99
Compact	101 & 104
Fort®	100, 102 & 103
'P' Handle	98 & 99
Stairclimbers	104

## INDEX

**S****Sack Trucks continued....**

Three Way	105 & 106
Two Way	106
Safety Steps	176 to 193
Salt & Grit Bins	254
Salt Spreaders	255
Sanitisers & Dispensers	203
Scissor Lift Tables	158 & 159
Security Cages	266 to 269
Security Trucks	112 to 115
	& 133
Self Assembly Workbenches	76 & 77
Semi Electric Stackers	160
Semi Powered Pallet Trucks	156
Sheet & Bar Racks	30 to 33
Shelf & Tray Trolleys	112 to 127
Shelving	2 to 28
Apex Longspan	24 to 27
Archive	5
Chrome Wire	6 & 7
Economy	4
Euro	18 & 19
Garment	21
Link 51 Longspan	3, 22 & 23
	to 25
Mobile	20
Small Parts	62 to 72
Stockrax	3, 4, 8 & 9
Stormor	2, 5 & 10 to 17
Signs & Labelling	204 to 211
Skip Trucks	252 & 253
Slim Bins	247
Slimline Cupboards	53
Small Item Lockers	47
Small Parts Bins	62 to 72
Small Parts Cupboards	58 to 60

Small Parts Shelving	4, 7 & 68
Smoking Shelters	239 to 241
Snow Management	254 & 255
Social Distance Products	200 to 203
Spill Control	260 to 265
Square Tube Workbenches	80 & 81
Stack Nest Containers	74
Stackers	160 to 163
Stainless Steel Trolleys	125
Stainless Steel Workbenches	86
Stair Nosing	218
Stairclimber Sack Trucks	104
Standard Cupboards	52
Steel Lockers	38 & 39
Steps & Ladders	164 to 199
Stock Trolleys	130 to 137
Stockrax Shelving	3, 4, 8 & 9
Stockrax Workbenches	76 & 77
Storage Vaults	137 & 266
Stormor Shelving	2, 5 & 8 to 15
Super Strength® Trolleys	96 & 120 to 122
Swingback Steps	171 to 175

**T**

Tables	256 to 259
Tapered Trucks	142 & 143
Taurus Workbenches	80 to 82
Telescopic Ladders	169
Telescopic Sack Trucks	101
Tellus Containers	74
Three Way Sack Trucks	105 & 106
Tilt Trucks	142
Tool Cabinets	78
Tool Lockers	46
Tool Trolleys	96 & 97
Traffic Cones	224
Traffic Management	222 to 235
Tray & Shelf Trolleys	112 to 126

Two Person Lockers	50
Two Tone Containers	74
Two Way Sack Trucks	106

**U**

Uniform Lockers	50
Utility Cupboards	61
Utility Workbenches	80 & 81

**V**

Vertical Storage Racks	32
Vision Door Cupboards	53
Vision Door Lockers	41
Vulcan® Pallet Trucks	154 to 157
Vulcan® Stackers	160 & 163

**W**

Warehouse Steps	176 to 199
Waste Bins	244 to 251
Waste Management	244 to 253
Weigh Scale Pallet Trucks	155
Wheeled Bins	248 to 251
Wheeled Bin Shelters	251
Wheels & Castors	148 to 151
Wheelbarrows	139
Winter Management	254 & 255
Workbenches	76 to 95
Adjustable Height	79, 88 & 89
Cantilever	82
Euroslide	90 to 95
Heavy Duty	83 & 85
Self Assembly	76, 77 & 79
Square Tube	80 & 81
Stainless Steel	86
Workstation Cupboards	56 & 57



**Shelving**  
Pages 2 to 28



**Steps & Ladders**  
Pages 164 to 199



**Waste Management**  
Pages 244 to 253



**Workbenches**  
Pages 76 to 95





## TERMS & CONDITIONS

### 1. ACCEPTANCE

Acceptance of any order by the purchaser for the supply of goods will be subject to these conditions of sale.

### 2. PRICES

PRICES QUOTED ARE NORMALLY EX-WORKS EXCLUSIVE OF VAT & CARRIAGE

Whilst we shall endeavour to maintain the prices shown, this we cannot guarantee & we reserve the right to charge the price ruling at date of despatch. In the event of a price alteration after an order has been placed & prior to despatch notification of such alteration will be made before despatch of goods.

Low value orders may be subject to an administration charge.

Prices will be subject to any customs tariffs following Brexit

### 3. SPECIFICATIONS

Due to continual improvements in the design & manufacturing methods strict accuracy of specifications & illustrations cannot be guaranteed. So that any product improvements can reach the purchaser as soon as possible the Company reserves the right to change design of specification without formal notice. Stated load capacities are for evenly distributed loads only & must not be exceeded.

### 4. GUARANTEE\*

Where the goods have been supplied by the seller & are found to be defective, the seller shall repair, or at their discretion, replace defective goods free of charge within one year (unless otherwise stated) from the date of delivery, subject to the following conditions:

- 4.1 The buyer notifying the seller in writing immediately upon the defect becoming apparent.
- 4.2 The defect being due to faulty design, materials or workmanship of the seller.
- 4.3 Any goods to be repaired or replaced shall be returned to the seller at the buyer's expense, if so requested by the seller.
- 4.4 Where the goods have been manufactured & supplied to the seller by a third-party, any guarantee granted to the seller in respect of the goods shall be passed on to the buyer.
- 4.5 The seller shall be entitled at their absolute discretion to refund the price of the defective goods in the event that such price has already been paid.
- 4.6 Guarantee excludes product finish, locks, wheels & castors.
- 4.7 The remedies contained in this clause are without prejudice to the other terms & conditions herein.

### 5. DELIVERY

Delivery dates are estimates only & the company shall not be liable for any loss or damages resulting from any delay in delivery. In addition we shall not be liable for any matter which results from any act of God, war or riot, extreme weather, strikes or any other events which are beyond our control. The company reserves the right to deliver goods by instalments, each instalment being treated as a separate contract. Goods will be delivered at the point most convenient to our carrier, usually the goods inwards department or reception on the ground floor. Further transfer or installation within the purchasers premises, particularly for large or heavy items, must be arranged prior to delivery & will be charged extra.

We can also not take responsibility for deliveries that require pallet trucks or fork lifts to offload from the courier or move the goods within your premises. All goods must be examined upon receipt & any damage or discrepancy recorded with the carrier.

### 6. CLAIMS

All goods must be examined upon receipt & any damage or discrepancy recorded with the carrier. The company must be notified in writing of any damage or incomplete delivery within 3 days of delivery. No claims for shortage or damage will be entertained after a clear receipt has been given to the carriers. The company will not be liable if this procedure is not followed. Total non delivery due to loss in transit must be notified within 7 days of invoice.

Goods are not sold for any particular purpose, the end user should be responsible for the suitability of the product for use. The company shall not be liable for any indirect or consequential loss arising out of or in connection with the sale of goods. Any claim is limited to the value of the goods purchased.

### 7. RETURN OF GOODS

Standard goods will only be accepted for return after prior agreement with us & within 14 days of receipt. A handling charge may be imposed which will vary dependent on the condition of the goods when returned. Carriage charges for the outward journey plus the return of standard goods are payable by the purchaser. Bespoke goods manufactured specially for a customer will not be eligible for return.

### 8. RESERVATION OF TITLE

Goods supplied will remain the property of 'the company' until full payment is received. In the event of sale of these goods to a third party "the company" reserves title to the proceeds of sale. Responsibility for maintenance & insurance passes to the purchaser on delivery.

# STORAGE SOLUTIONS from equipment to complete warehouse projects

Shelving ♦ Pallet Racking ♦ Lockers ♦ Cupboards ♦ Plastic Containers ♦ Workbenches ♦ PPE Storage  
Steps & Ladders ♦ Trucks & Trolleys ...and much more!

## STORAGE AND WORKPLACE PRODUCTS



**THE STORAGE DESIGN**  
Catalogue



**01446 772614**

[info@storage-design.ltd.uk](mailto:info@storage-design.ltd.uk) [www.storage-design.ltd.uk](http://www.storage-design.ltd.uk)

Storage Design Limited Primrose Hill Cowbridge South Wales CF71 7DU